

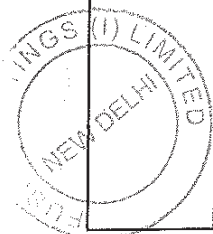
Introductory sub-table (1)(a)

Name of the Company: Fusion Fittings (I) Limited

Scrip Code, Name of the scrip, class of security: 531760, Name of the scrip, class of security: Equity

Quarter ended: 31-December-2014


Partly paid-up shares:-	No. of partly paid-up shares	As a % of total no. of partly paid-up shares	As a % of total no. of shares of the company
Held by promoter/promoter group	0		0
Held by public	0		0
Total	0		0
Outstanding convertible securities:-			
Held by promoter/promoter group	0	As a % of total no. of outstanding convertible securities	As a % of total no. of shares of the company, assuming full conversion of the convertible securities
Held by public	0		0
Total	0		0
Warrants:-			
Held by promoter/promoter group	0	No. of warrants	As a % of total no. of shares of the company, assuming full conversion of warrants
Held by public	0		0
Total	0		0
Total paid-up capital of the company, assuming full conversion of warrants and convertible securities		Rs. 29,36,200 comprising of 29,36,200 equity shares of Re. 1/- each	



(1) (a) STATEMENT SHOWING SHAREHOLDING PATTERN
 Name of the Company : FUSION FITTINGS (I) LIMITED
 Scrip Code :

DATE : 01/01/2015
 Quarter Ended : 31.12.2014


Category	Category of shareholder Code	Number of Shareholders	Total Number of Shares	Number of shares held in dematerialized form	Total Shareholding as a percentage of total no. of shares of A+B+C	Shares pledged or otherwise encumbered	Sub-Tot
(1) Indian							
(a)	Individuals / Hindu Undivided Family	0	0	0	0.00000	0	0.00000
(b)	Central Government / State Government(s)	0	0	0	0.00000	0	0.00000
(c)	Bodies Corporate	2	2,00,000	2,00,000	74.94040	0	0.00000
(d)	Financial Institutions / Banks	0	0	0	0.00000	0	0.00000
(e)	Others	0	0	0	0.00000	0	0.00000
Sub-Total (A) (1)		2	2,00,000	2,00,000	74.94040	0	0.00000
(2) Foreign							
(a)	Individuals (NRIs / Foreign Individuals)	0	0	0	0.00000	0	0.00000
(b)	Bodies Corporate	0	0	0	0.00000	0	0.00000
(c)	Institutions	0	0	0	0.00000	0	0.00000
(d)	Qualified Foreign Investors	0	0	0	0.00000	0	0.00000
(e)	Others	0	0	0	0.00000	0	0.00000
Sub-Total (A) (2)		0	0	0	0.00000	0	0.00000
Total Shareholders of Prom. & From. Grp. (A+B+C+D+E)		2	2,00,000	2,00,000	74.94040	0	0.00000



(I) STATEMENT SHOWING SHAREHOLDING PATTERN
 Name of the Company : FUSION FITTINGS (I) LIMITED
 Scrip Code :

Quarter Ended : 31.12.2014 DATE : 01/01/2015

Category	Number of Shareholders	Total Number of Shares	Number of shares held in dematerialized form	Total Shareholding as a percentage of total no. of shares of A+B+C	Shares pledged or otherwise encumbered
(A) Public Shareholding					
(1) Institutions					
(a) Mutual Funds/ UTI	0	0	0	0.00000	0.00000
(b) Financial Institutions / Banks	0	0	0	0.00000	0.00000
(c) Central Government / State Government(s)	0	0	0	0.00000	0.00000
(d) Venture Capital Funds	0	0	0	0.00000	0.00000
(e) Insurance Companies	0	0	0	0.00000	0.00000
(f) Foreign Institutional Investors	0	0	0	0.00000	0.00000
(g) Foreign Venture Capital Investors	0	0	0	0.00000	0.00000
(h) Qualified Foreign Investor	0	0	0	0.00000	0.00000
(i) Others	0	0	0	0.00000	0.00000
(1) Foreign Financial Institutions	0	0	0	0.00000	0.00000
(2) Foreign Mutual Fund	0	0	0	0.00000	0.00000
Sub-Total (B)(1)	0	0	0	0.00000	0.00000
(2) Non-institutions					
(a) Bodies Corporate	10	24768	2668	0.84354	0.84354
(b) (1) Indiv. holdg. nom. shr. cop. < Rs. 1 Lakh	575	701990	396287	23.90811	23.90811
(c) Qualified Foreign Investor	0	0	0	0.00000	0.00000
(2) Others	0	0	0	0.00000	0.00000
(1) Trusts	0	0	0	0.00000	0.00000
(2) Directors & their Relatives	0	0	0	0.00000	0.00000
(3) Foreign Nationals	0	0	0	0.00000	0.00000
(1) Non Resident Indians	3	475	475	0.01618	0.01618
(2) Hindu Undivided Families	5	8567	8567	0.29177	0.29177
Sub-Total (B)(2)	593	735800	407987	25.05960	25.05960
Total Public Shareholding	593	735800	407987	25.05960	25.05960
(B) = (B)(1)+(B)(2)	593	735800	407987	25.05960	25.05960
TOTAL (A)+(B)	593	2996200	2608397	100.00000	100.00000
(C) Shares held by Custodians and against which Depository Receipts have been issued					
(1) Promoter and Promoter Group	0	0	0	0.00000	0.00000
(2) Public	0	0	0	0.00000	0.00000
GRAND TOTAL (A)+(B)+(C)	593	2996200	2608397	100.00000	100.00000



FUSION FITTINGS (I) LIMITED

SCHEDULE 35 ANNEXURE

DATE: 01/01/2015 PAGE: 1

(I)(b) Statement showing holding of securities (including shares, warrants, convertible securities) of persons belonging to the category "Promoter and Promoter Group"

Sl.No Name of the shareholder
Total Shares (including

underlying

Shares assuming full

conversion of

warrants and

convertible

securities) as a

of diluted share

capital


Details of Shares held Encumbered shares Details of warrants Details of convertible securities

Number of Shares Shares as a of total number of shares (i.e., Grand Total (A)+(B)+(C) indicated in Statement at para (I)(a) above) Number of Shares of Total of Crd.Tot. No. of AS 3 tot.no. of conv.sec. held (A)+(B)+(C) of same class

1 VASUNDHRA TECHNOLOGIES (INDIA) PRIVATE LIMITE 1100200 37.47020 0 0.00000 0.00000

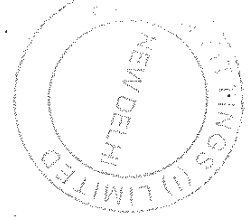
2 EXPERIENCED HI-TECH CONSULTANCY SERVICES PVT LTD 1100200 37.47020 0 0.00000 0.00000

*** Total *** 2200400 74.94040 0 0.00000 0.00000



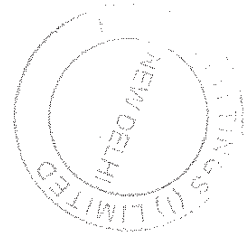
(I)(c)(i) Statement showing holding of securities (including shares, warrants, convertible securities) of persons belonging to the category "Public" and holding more than 1% of the total number of shares

Sr. No.	Name of the shareholder	Number of shares held	Shares as a percentage of total number of shares {i.e., Grand Total (A)+(B)+(C) indicated in Statement at para (I)(a) above}	Details of warrants		Details of convertible securities		Total shares (including underlying shares assuming full conversion of warrants and convertible securities) as a % of diluted share capital
				Number of warrants held	As a % total number of warrants of the same class	Number of convertible securities held	% w.r.t total number of convertible securities of the same class	
1	V Ramamurthy	75000	2.55	0	0	0	0	2.55
2	P V K Kumar	75000	2.55	0	0	0	0	2.55
3	Hari Krishan Kumar	75000	2.55	0	0	0	0	2.55
4	Chandra Kant Kumar	75000	2.55	0	0	0	0	2.55
5	Chander Bhan Wadhwa	35000	1.19	0	0	0	0	1.19
6	Ramma Bajaj	34000	1.16	0	0	0	0	1.16
TOTAL		369000	12.57	0	0	0	0	12.57



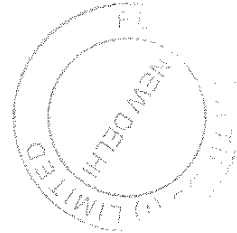
(I)(c)(ii) Statement showing holding of securities (including shares, warrants, convertible securities) of persons (together with PAC) belonging to the category "Public" and holding more than 5% of the total number of shares of the company

Sr. No.	Name(s) of the shareholder(s) and the Persons Acting in Concert (PAC) with them	Number of shares	Shares as a percentage of total number of shares {i.e., Grand Total (A)+(B)+(C) indicated in Statement at para (I)(a) above}	Details of warrants		Details of convertible securities		Total shares (including underlying shares assuming full conversion of warrants and convertible securities) as a % of diluted share capital
				Number of warrants	As a % total number of warrants of the same class	Number of convertible securities held	% w.r.t total number of convertible securities of the same class	
1								
2								
3								
4								
5					NIL			
6								
7								
8								
9								
10								
TOTAL								



(D)(d) Statement showing details of locked-in shares

Sr. No.	Name of the shareholder	Number of locked-in shares	Locked-in shares as a percentage of total number of shares {i.e., Grand Total (A)+(B)+(C) indicated in Statement at para (I)(a) above}
1			
2			
3			
4			
5		NIL	
6			
7			
8			
9			
TOTAL			



(II)(a) Statement showing details of Depository Receipts (DRs)

Sr. No.	Type of outstanding DR (ADRs, GDRs, SDRs, etc.)	Number of outstanding DRs	Number of shares underlying outstanding DRs	Shares underlying outstanding DRs as a percentage of total number of shares {i.e., Grand Total (A)+(B)+(C) indicated in Statement at para (I)(a) above}
1				
2				
3				
4				
5				
6				
7			NIL	
8				
9				
TOTAL				



(11)(b) Statement showing holding of Depository Receipts (DRs), where underlying shares held by "promoter/promoter group" are in excess of 1% of the total number of shares

Sr. No.	Name of the DR Holder	Type of outstanding DR (ADRs, GDRs, SDRs, etc.)	Number of shares underlying outstanding DRs	Shares underlying outstanding DRs as a percentage of total number of shares {i.e., Grand Total (A)+(B)+(C) indicated in Statement at para (1)(a) above}
1				
2				
3				
4				
5				
6			NIL	
7				
8				
9				
TOTAL				

