

Introductory sub-table (I)(a)

Name of the Company:	MAGNA COLORS LTD
Scrip Code, Name of the scrip, class of security:	503349
Quarter ended:	30/06/2015

Partly paid-up shares:-	No. of partly paid-up shares	As a % of total no. of partly paid-up shares	As a % of total no. of shares of the company
Held by promoter/promoter group	0	NIL	0
Held by public	0	NIL	0
Total - D	NIL	NIL	NIL

Outstanding convertible securities:-	No. of outstanding securities	As a % of total no. of outstanding convertible securities	As a % of total no. of shares of the company, assuming full conversion of the convertible securities
Held by promoter/promoter group	0	NIL	NIL
Held by public	0	NIL	NIL
Total - E	NIL	NIL	NIL


Warrants:-	No. of warrants	As a % of total no. of warrants	As a % of total no. of shares of the company, assuming full conversion of warrants
Held by promoter/promoter group	0	NIL	NIL
Held by public	0	NIL	NIL
Total - F	NIL	NIL	NIL

Total paid-up capital of the company, assuming full conversion of warrants and convertible securities	11500000
---	----------




**Statement Showing Shareholding Pattern**

Category code	Category of Shareholder	Number of Shareholders	Table (D)(a)		Total shareholding as a percentage of total number of shares			Shares Pledged or otherwise encumbered	
			Total number of shares	Number of shares held in dematerialized form	As a percentage of (A+B) <sup>1</sup>	As a percentage of (A+B+C)	Number of shares	As a percentage	
									As a percentage of total number of shares
<b>(A)</b>	<b>Shareholding of Promoter and Promoter Group<sup>2</sup></b>								
<b>1</b>	<b>Indian</b>								
(a)	Individuals/ Hindu Undivided Family	0	0	0	0.00	0.00	0		
(b)	Central Government/ State Government(s)	0	0	0	0.00	0.00	0		
(c)	Bodies Corporate	1	552690	0	4.81	4.81	0		
(d)	Financial Institutions/ Banks	0	0	0	0.00	0.00	0		
(e)	Any Others(Specify)	0	0	0	0.00	0.00	0		
(e-i)	Other Individuals	0	0	0	0.00	0.00	0		
(e-ii)	Mutual Fund	0	0	0	0.00	0.00	0		
(e-iii)	Body Corp in Concert	0	0	0	0.00	0.00	0		
(e-iv)	Non Government Institutions	0	0	0	0.00	0.00	0		
	<b>Sub Total(A)(1)</b>	<b>1</b>	<b>552690</b>	<b>0</b>	<b>4.81</b>	<b>4.81</b>	<b>0</b>	<b>0.00</b>	<b>0.00</b>
<b>2</b>	<b>Foreign</b>								
a	Individuals (Non-Residents Individuals/ Foreign Individuals)	0	0	0	0.00	0.00	0		
b	Bodies Corporate	0	0	0	0.00	0.00	0		
c	Institutions	0	0	0	0.00	0.00	0		
d	Any Others(Specify)	0	0	0	0.00	0.00	0		
	<b>Sub Total(A)(2)</b>	<b>0</b>	<b>0</b>	<b>0</b>	<b>0.00</b>	<b>0.00</b>	<b>0</b>	<b>0.00</b>	<b>0.00</b>
	<b>Total Shareholding of Promoter and Promoter Group (A)= (A)(1)+(A)(2)</b>	<b>1</b>	<b>552690</b>	<b>0</b>	<b>4.81</b>	<b>4.81</b>	<b>0</b>	<b>0.00</b>	<b>0.00</b>
<b>(B)</b>	<b>Public shareholding</b>								
<b>1</b>	<b>Institutions</b>								
(a)	Mutual Funds/ UTI	0	0	0	0.00	0.00	0		
(b)	Financial Institutions / Banks	0	0	0	0.00	0.00	0		
(c)	Central Government/ State Government(s)	0	0	0	0.00	0.00	0		
(d)	Venture Capital Funds	0	0	0	0.00	0.00	0		
(e)	Insurance Companies	0	0	0	0.00	0.00	0		
(f)	Foreign Institutional Investors	0	0	0	0.00	0.00	0		
(g)	Foreign Venture Capital Investors	0	0	0	0.00	0.00	0		
(h)	Any Other (specify)	0	0	0	0.00	0.00	0		
	<b>Sub-Total (B)(1)</b>	<b>0</b>	<b>0</b>	<b>0</b>	<b>0.00</b>	<b>0.00</b>	<b>0</b>	<b>0.00</b>	<b>0.00</b>



<b>B 2</b>	<b>Non-institutions.</b>											
(a)	Bodies Corporate	57	752600	751100	6.54	6.54						
(a-i)	Corporate Client Bene	0	0	0	0.00	0.00						
(a-ii)	Corporate client Margin	0	0	0	0.00	0.00						
(a-iii)	Corporate Body (Offer)	0	0	0	0.00	0.00						
(b)	Individuals											
I	Individuals -i. Individual shareholders holding nominal share capital up to Rs 1 lakh	30892	5832500	139600	50.72	50.72						
II	ii. Individual shareholders holding nominal share capital in excess of Rs. 1 lakh.	23	4358710	2603710	37.90	37.90						
(c)	Any Other (specify)	0	0	0	0.00	0.00						
(c-i)	NRI Individuals (Non Rep)	1	200	200	0.00	0.00						
(c-ii)	OCB	0	0	0	0.00	0.00						
(c-iii)	Foreign Bodies	0	0	0	0.00	0.00						
(c-iv)	NRI (Repatriation)	12	3300	2200	0.03	0.03						
	<b>Sub-Total (B)(2)</b>	<b>30985</b>	<b>10947310</b>	<b>3496810</b>	<b>95.19</b>	<b>95.19</b>						
<b>(B)</b>	<b>Total Public Shareholding (B)= (B)(1)+(B)(2)</b>	<b>30985</b>	<b>10947310</b>	<b>3496810</b>	<b>95.19</b>	<b>95.19</b>						
	<b>TOTAL (A)+(B)</b>	<b>30986</b>	<b>11500000</b>	<b>3496810</b>	<b>100.00</b>	<b>100.00</b>						
(C)	Shares held by Custodians and against which Depository Receipts have been issued											
(1)	Promoter and Promoter Group	0	0	0	0.00	0.00						
(2)	Public	0	0	0	0.00	0.00						
	<b>GRAND TOTAL (A)+(B)+(C)</b>	<b>30986</b>	<b>11500000</b>	<b>3496810</b>	<b>100</b>	<b>100</b>						<b>0.00</b>



(D)(b) **MAGNA COLORS LTD**  
category "Promoter and Promoter Group"

Sr. No.	Name of the shareholder	Pan No.	Details of Shares held		Encumbered shares (*)			Details of warrants		Details of convertible securities		Total shares (including underlying shares assuming full conversion of warrants and convertible securities) as a % of diluted share capital
			No. of shares held	As a % of grand total (A)+(B)+(C)	No.	As a percentage	As a % of grand total (A)+(B)+(C) of sub-clause (I)(a)	Number of warrants held	As a % total number of warrants of the same class	Number of convertible securities held	As a % total number of convertible securities of the same class	
	(i)	(ii)	(iv)	(v)	(vi)	(vii) = (vi)/(iv)*100	(viii)	(ix)	(x)	(xi)	(xii)	(xiii)
1	BLACK BOX ELMARKS PVT LTD.		552690	4.806000	0	0.00	0.000000	0	0.000000	0	0.000000	4.806000
<b>Total</b>			<b>552690</b>	<b>4.806000</b>	<b>0</b>	<b>0.00</b>	<b>0.000000</b>	<b>0</b>	<b>0.000000</b>	<b>0</b>	<b>0.000000</b>	<b>4.806000</b>



(D)(c)(i) **MAGNA COLORS LTD**  
category "Public" and holding more than 1% of the total number of shares

Sr. No.	Name of the shareholder	Pan No.	Number of shares held	Shares as a percentage of total number of shares {i.e., Grand Total (A)+(B)+(C) indicated in Statement at para (D)(a) above}	Details of warrants	Details of convertible securities	Total shares (including underlying shares assuming full conversion of warrants and convertible securities) as a % of diluted share capital
					Number of warrants held	As a % total number of warrants of the same class	
					Number of convertible securities held	% w.r.t total convertible securities of the same class	
1	AMRAPALI AADYA TRADING & INVESTMENT PVT.	AAECA3909P	181300	1.576522	0	0.000000	1.576522
2	PATIL SUREKHA VIJAY	AMJPP2589A	250010	2.174	0	0.000000	2.174000
3	PRAFULLA NAYAK	AEPN8746K	202400	1.76	0	0.000000	1.760000
4	NARENDRA MADHUKAR GORHE	AEBPG5288D	250010	2.174	0	0.000000	2.174000
5	MAHESH PODDAR	ADBP8824D	120000	1.043478	0	0.000000	1.043478
6	PUKHRAJ BHABUTMALJI SHAH	AAHPS4496H	211800	1.841739	0	0.000000	1.841739
7	DARSHANA VIPUL VIKAM	ADAPV5491P	286600	2.492174	0	0.000000	2.492174
8	VAIBHAV VIJAY PATIL	AKBPP9286G	380140	3.305565	0	0.000000	3.305565
9	SANTOSH DILIP DHANGE	AWNPD1893R	221650	1.927391	0	0.000000	1.927391
10	SHANKAR SOMANI	AA TPS5218D	250000	2.173913	0	0.000000	2.173913
11	AMAR VIJAY PATIL	APXPP5628P	637500	5.543478	0	0.000000	5.543478
12	DHANANJAY RAJENDRA KALE	ALRPK9648L	580000	5.043478	0	0.000000	5.043478
13	SAVITA RAJESH RATNAPARKHI	AJJPR7528J	250000	2.173913	0	0.000000	2.173913
14	TUSHAR RANGNATH PATIL	AARPP6822E	287500	2.5	0	0.000000	2.500000
<b>Total</b>			<b>4108910</b>	<b>35.729651</b>	<b>0</b>	<b>0.000000</b>	<b>35.729651</b>



(I)(c)(ii) **MAGNA COLORS LTD**  
PAC) belonging to the category "Public" and holding more than 5% of the total number of shares of the company

Sr. No.	Name(s) of the shareholder(s) and the Persons Acting in Concert (PAC) with them	Pan No.	Number of shares	Shares as a percentage of total number of shares {i.e., Grand Total (A)+(B)+(C) indicated in Statement at para (I)(a) above}	Details of warrants		Details of convertible securities		Total shares (including underlying shares assuming full conversion of warrants and convertible securities) as a % of diluted share capital
					Number of warrants	As a % total number of warrants of the same class	Number of convertible securities held	% w.r.t total number of convertible securities of the same class	
1	AMAR VIJAY PATIL	APXPP5628P	637500	5.543478	0	0.000000	0	0.000000	5.543478
2	DHANANJAY RAJENDRA KALE	ALRPK9648L	580000	5.043478	0	0.000000	0	0.000000	5.043478
<b>Total</b>			<b>1217500</b>	<b>10.586956</b>	<b>0</b>	<b>0.000000</b>	<b>0</b>	<b>0.000000</b>	<b>10.586956</b>



**MAGNA COLORS LTD**

**(I)(d) Statement showing details of locked-in shares**


Sr. No.	Name of the shareholder	Pan No.	Number of locked-in shares	Locked-in shares as a (%) percentage of total number of shares {i.e., Grand Total (A)+(B)+(C) indicated in Statement at para (D)(a) above}	Promoter / Promoter Group / Public
1	NIL		Nil	Nil	Public
<b>Total</b>			<b>0</b>	<b>0</b>	



MAGNA COLORS LTD

(II)(a) Statement showing details of Depository Receipts (DRs)

Sr. No.	Type of outstanding DR (ADRs, GDRs, SDRs, etc.)	Number of outstanding DRs	Number of shares underlying outstanding DRs	Shares underlying outstanding DRs as a percentage of total number of shares {i.e., Grand Total (A)+(B)+(C) indicated in Statement at para (D)(a) above}
1	NIL	Nil	Nil	Nil
<b>Total</b>		<b>0</b>	<b>0</b>	<b>0</b>





**MAGNA COLORS LTD**

**(II)(b) Statement showing Holding of Depository Receipts (DRs), where underlying shares held by 'promoter/promoter group' are in excess of 1% of the total number of shares**

Sr. No.	Name of the DR Holder	Type of outstanding DR (ADRs, GDRs, SDRs, etc.)	Number of shares underlying outstanding DRs	Shares underlying outstanding DRs as a percentage of total number of shares {i.e., Grand Total (A)+(B)+(C) indicated in Statement at para (D)(a) above}
1	NIL		Nil	Nil
<b>Total</b>			<b>0</b>	<b>0</b>



Sr.No	Notes
1	
2	
3	
4	
5	
6	
7	
8	
9	

