


Dewan Housing Finance Corporation Limited

DISTRIBUTION OF SHAREHOLDING AS PER CLAUSE 35 OF THE LISTING AGREEMENT FOR THE QUARTER ENDED ON 30.06.2015

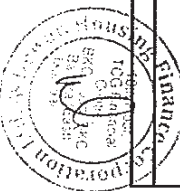
CLASS OF SECURITY : EQUITY

Scrp Symbol/ Scrp ID: DHEFL/511072



Category code	Category of Shareholder	Number of Share holders	Total number of shares	Total Number of shares held in dematerialized form	Total shareholding as a percentage of total number of		Shares Pledged or otherwise encumbered	As a percentage of (IX)=(VIII)/(IV)*100
					of (A+B) <sup>1</sup>	of (A+B+C)		
(I)	(II)	(III)	(IV)	(V)	(VI)	(VII)	(VIII)	(IX)
(A)	Shareholding of Promoter and Promoter Group							
(1)	Indian							
	Individuals/ Hindu Undivided Family	3	3000000	3000000	2.06	2.06	0.00	0.00
	Central Government/ State Government(s)							
	Bodies Corporate	1	47909822	47909822	32.86	32.86	0.00	0.00
	Financial Institutions/ Banks							
	Any Others(Specify)							
	<b>Sub Total(A)(1)</b>	<b>4</b>	<b>50909822</b>	<b>50909822</b>	<b>34.92</b>	<b>34.92</b>	<b>0.00</b>	<b>0.00</b>
2	Foreign							
	Individuals (Non-Residents Individuals/ Foreign Individuals)							
	Bodies Corporate							
	Institutions							
	Qualified Foreign Investor- Corporate							
	Qualified Foreign Investor- IND							
	Any Others(Specify)							
	<b>Sub Total(A)(2)</b>	<b>0</b>	<b>0</b>	<b>0</b>	<b>0.00</b>	<b>0.00</b>	<b>0.00</b>	<b>0.00</b>
	<b>Total Shareholding of Promoter and Promoter Group (A)=(A)(1)+(A)(2)</b>	<b>4</b>	<b>50909822</b>	<b>50909822</b>	<b>34.92</b>	<b>34.92</b>	<b>0</b>	<b>0.00</b>
(B)	Public shareholding							
(1)	Institutions							
	Mutual Funds/ UTI	35	5130582	5111082	3.52	3.52	0.00	0.00
	Financial Institutions / Banks	5	335125	334925	0.23	0.23	0.00	0.00
	Central Government/ State Government(s)	1	1000	1000	0.00	0.00	0.00	0.00
	Venture Capital Funds	0	0	0	0.00	0.00	0.00	0.00
	Insurance Companies	0	0	0	0.00	0.00	0.00	0.00
	Foreign Institutional Investors	133	38949928	38949928	26.72	26.72	0.00	0.00
	Foreign Venture Capital Investors	0	0	0	0.00	0.00	0.00	0.00
	Qualified Foreign Investor- Corporate	0	0	0	0.00	0.00	0.00	0.00
	Qualified Foreign Investor- IND	0	0	0	0.00	0.00	0.00	0.00



Category of code	Category of Shareholder	Number of Share holders	Total number of shares	Total Number of shares held in dematerialized form	Total shareholding as a percentage of total number of		Shares Pledged or otherwise encumbered	
					As a percentage of (A+B) <sup>1</sup>	As a percentage of (A+B+C)	Number of shares	As a percentage
	Any Other (specify)	0	0	0	0.00	0.00	0.00	0.00
	Sub-Total (B)(1)	174	44116635	44396935	30.47	30.47	0.00	0.00
(2)	Non-institutions							
	Bodies Corporate	869	21304275	21301574	14.61	14.61	0.00	0.00
	Individuals	49714	8835362	8229212	6.06	6.06	0.00	0.00
I	Individuals - i. Individual shareholders holding nominal share capital up to Rs 1 lakh	49714	8835362	8229212	6.06	6.06	0.00	0.00
II	ii. Individual shareholders holding nominal share capital in excess of Rs. 1 lakh.	113	9925398	9879398	6.81	6.81	0.00	0.00
	Qualified Foreign Investor- INDIAN	0	0	0	0.00	0.00	0.00	0.00
	Cleaning Member	302	678411	678411	0.47	0.47	0.00	0.00
	Foreign Portfolio Investor (Individual)	0	0	0	0.00	0.00	0.00	0.00
	Market Maker	0	0	0	0.00	0.00	0.00	0.00
	Office Bearers	0	0	0	0.00	0.00	0.00	0.00
	Foreign Portfolio Investor (Corporate)	25	9129387	9129387	6.26	6.26	0.00	0.00
	Non Resident Indians (REPAT)	614	476250	476250	0.33	0.33	0.00	0.00
	Non Resident Indians (NON REPAT)	223	115093	115093	0.08	0.08	0.00	0.00
	Foreign Companies	0	0	0	0.00	0.00	0.00	0.00
	Overseas Bodies Corporates	0	0	0	0.00	0.00	0.00	0.00
	Directors/ Relatives	2	3900	3900	0.00	0.00	0.00	0.00
	Trusts	9	319	319	0.00	0.00	0.00	0.00
	Sub-Total (B)(2)	51871	50468395	49813544	34.62	34.62	0	0.00
(B)	Total Public Shareholding (B)=(B)(1)+(B)(2)	52045	94885030	94210479	65.08	65.08	0	0.00
	TOTAL (A)+(B)	52049	145794852	145120301	100.00	100	0	0.00
(C)	Shares held by Custodians and against Depository Receipts have been issued which	0	0	0	0.00	0.00	0.00	0.00
(1)	Promoters and Promoter Group	0	0	0	0.00	0.00	0.00	0.00
(2)	Public	52049	145794852	145120301	100.00	100.00	0.00	0.00
	GRAND TOTAL (A)+(B)+(C)	52049	145794852	145120301	100.00	100.00	0.00	0.00
	NA – Not applicable							



**(I) (a) Statement showing Shareholding Pattern**

<b>Name of the Company:</b> Dewan Housing Finance Corporation Limited			
<b>Scrip Symbol/ Scrip ID , Name of the scrip, class of security:</b>		Scrip Symbol/ Scrip ID: DHFL	
<b>Quarter ended: 30th June, 2015</b>			
<b>Partly paid-up shares:-</b>	<b>No. of partly paid-up shares</b>	<b>As a % of total no. of partly paid-up</b>	<b>As a % of total no. of shares of the company</b>
Held by promoter/promoter Group	Nil	Nil	Nil
Held by public	Nil	Nil	Nil
<b>Total</b>			
<b>Outstanding convertible securities:-</b>	<b>No. of outstanding secur</b>	<b>As a % of total no. of outstanding convertible securities</b>	<b>As a % of total no. of shares of the company, assuming full conversion of the convertible securities</b>
Held by promoter/promoter Group	Nil	Nil	Nil
Held by public	Nil	Nil	Nil
<b>Total</b>			
<b>Warrants:-</b>	<b>No. of warrants</b>	<b>As a % of total no. of warr</b>	<b>As a % of total no. of shares of the company, assuming full conversion of Warrants</b>
Held by promoter/promoter Group	Nil	Nil	Nil
Held by public	Nil	Nil	Nil
<b>Total</b>			
<b>Total paid-up capital of the Company, assuming full conversion of warrants and convertible securities</b>	14,57,94,852 Equity shares of Rs. 10/- each.		
<b>for Dewan Housing Finance Corporation Limited</b>  Niti Arya Company Secretary Place : Mumbai Date : 13.07.2015 			

(1)(b) Statement showing holding of securities (including shares, warrants, convertible securities) of persons belonging to the category "Promoter and Promoter Group"


30.06.2015

Sr. No.	Name of the shareholder	Details of Shares held				Unnumbered shares (*)			Details of warrants			Details of convertible securities		Total shares (including underlying shares assuming full conversion of warrants and convertible securities) as a % of diluted share capital
		No. of Shares held	No.	As a percentage	As a % of grand total (A) + (B) + (C) of sub-clause (I)(a)	PAN	Number of warrants held	As a % total number of warrants of the same class	Number of convertible securities held	As a % total number of convertible securities of the same class				
(I)	(II)	(III)	(IV)	(V)	(VI)=(C)/(III)* 100	(VII)	(VIII)	(IX)	(X)	(XI)	(XII)			
"Promoter and Promoter Group"														
1	Mr. Kapil Wadhawan	9000000	0.62	0.00	0.00	AAOPV6145L	Nil	Nil	Nil	Nil		0.00		
2	Mr. Dhendra Wadhawan	9000000	0.62	0.00	0.00	AAOPV45175	Nil	Nil	Nil	Nil		0.00		
3	Mrs. Aruna Wadhawan	1200000	0.82	0.00	0.00	AAHPV9334L	Nil	Nil	Nil	Nil		0.00		
4	M/s. Wadhawan Global Capital Private Limited (Formerly known as M/s. Wadhawan Housing Private Ltd )	47909822	32.86	0.00	0.00	AAACV9811G	Nil	Nil	Nil	Nil		0.00		
<b>TOTAL</b>		<b>50909822</b>	<b>34.92</b>	<b>0.00</b>	<b>0.00</b>							<b>0.00</b>		



Dewan Housing Finance Corporation Limited (D)(c)(i) Statement showing holding of securities (including shares, warrants, convertible securities) of persons belonging to the category "Public" and holding more than 1% of the total number of shares									
Sr. No.	Name of the shareholder	Number of shares held	Shares as a percentage of total number of shares i.e., Grand Total (A)+(B)+(C) indicated in Statement at para (I)(a) above}	PAN	Details of warrants		Details of convertible securities		Total shares (including underlying shares assuming full conversion of warrants and convertible securities) as a % of diluted share capital
					Number of warrants held	As a % total number of warrants of the same class	Number of convertible securities held	As a % total number of convertible securities of the same class	
1	HEMISPHERE INFRASTRUCTURE INDIA PVT LIMITED	5358889	3.68		Nil	Nil	Nil	Nil	Nil
2	GALAXY INFRAPROJECTS AND DEVELOPERS PVT LTD	5217702	3.58		Nil	Nil	Nil	Nil	Nil
3	SILICON FIRST REALTORS PRIVATE LIMITED	5047781	3.46		Nil	Nil	Nil	Nil	Nil
4	JHUNJHUNWALA RAKESH RADHESHYAM	5000000	3.43		Nil	Nil	Nil	Nil	Nil
5	BIRLA SUN LIFE TRUSTEE COMPANY PRIVATE LIMITED A/C INDIA EXCEL (OFFSHORE) FUND	3591168	2.46		Nil	Nil	Nil	Nil	Nil
6	GOVERNMENT OF SINGAPORE	2657519	1.82		Nil	Nil	Nil	Nil	Nil
7	MORGAN STANLEY ASIA (SINGAPORE) PTE	2233233	1.53		Nil	Nil	Nil	Nil	Nil
8	DB INTERNATIONAL (ASIA) LTD	1839373	1.26		Nil	Nil	Nil	Nil	Nil
9	LAZARD EMERGING MARKETS SMALL CAP EQUITY TRUST	1814147	1.24		Nil	Nil	Nil	Nil	Nil
10	HSBC GLOBAL INVESTMENT FUNDS A/C HSBC GIF MAURITIUS LIMITED	1658278	1.14		Nil	Nil	Nil	Nil	Nil
11	GMO FOREIGN SMALL COMPANIES FUND	1649577	1.13		Nil	Nil	Nil	Nil	Nil
12	TREASURER OF THE STATE OF NORTH CAROLINA EQUITY INVESTMENT FUND POOLED TRUST MANAGED BY GRANTHAM, MAYO VAN OTTERLOO	1645801	1.13		Nil	Nil	Nil	Nil	Nil
13	ACACIA PARTNERS, LP	1632000	1.12		Nil	Nil	Nil	Nil	Nil
14	PUTNAM VOYAGER FUND	1541286	1.06		Nil	Nil	Nil	Nil	Nil
15	NATIONAL WESTMINSTER BANK PLC AS TRUSTEE OF THE JUPITER INDIA FUND	1473096	1.01						
	<b>GR. TOTAL</b>	<b>42359850</b>	<b>29.05</b>		<b>0.00</b>	<b>0.00</b>	<b>0.00</b>	<b>0.00</b>	<b>0.00</b>

As on 30.06.2015





**Dewan Housing Finance Corporation Limited**

**(1)(d) Statement showing details of locked-in shares**

**As on 30.06.2015**

Sr. No.	Name of the shareholder	CATEGORY OF SHAREHOLDER (PROMOTERS/PUBLIC)	Number of locked-in shares	Locked-in shares as a percentage of total number of shares {i.e., Grand Total (A)+(B)+(C) indicated in Statement at para (1)(a) above}	Promoter/promoter Group/Public
	Nil	Nil	Nil	Nil	Nil
	<b>TOTAL</b>		<b>0</b>	<b>0.00</b>	<b>0.00</b>



Dewan Housing Finance Corporation Limited

(D)(a) Statement showing details of Depository Receipts (DRs)

As on 30.06.2015

Sr. No.	Type of outstanding DR (ADRs, GDRs, SDRs, etc.)	Number of outstanding DRs	Number of shares underlying outstanding DRs	Shares underlying outstanding DRs as a percentage of total number of shares {i.e., Grand Total (A)+(B)+(C) indicated in Statement at para (D)(a) above}
1				
2				
3	N.A	N.A	N.A	N.A.
4				
5				
6				
7				
8				
9				
<b>TOTAL</b>		<b>0</b>	<b>0</b>	<b>0.00</b>





**Devan Housing Finance Corporation Limited**

**(II)(b)** Statement showing holding of Depository Receipts (DRs), where underlying shares held by 'promoter/promoter group' are in excess of 1% of the total number of shares

As on 30.06.2015

Sr. No.	Name of the DR Holder	Type of outstanding DR (ADRs, GDRs, SDRs, etc.)	Number of shares underlying outstanding DRs	Shares underlying outstanding DRs as a percentage of total number of shares {i.e., Grand Total (A)+(B)+(C) indicated in Statement at para (I)(a) above}
1				
2				
3				
4	N.A.	N.A.	N.A.	N.A.
5				
6				
7				
<b>TOTAL</b>			<b>0</b>	

