

(1)(a) STATEMENT SHOWING SHAREHOLDING PATTERN IN CLAUSE-35				
NAME OF THE COMPANY: CYIENT LIMITED				
SCRIP CODE:	532175	Name of the Scrip:		
Class of Security:				
QUARTER ENDED:	30/06/2015			
Partly paid-up shares	No. of partly paid-up shares	As a % of total no. of partly paid-up shares	As a % of total no. of shares of the Company.	
Held by promoter/promoter group	0	0	0	
Held by Public	0	0	0	
Total:	0	0	0	
Outstanding convertible securities:	No. of outstanding securities	As a % of total no. of outstanding convertible securities.	As a % of total no. of shares of the Company assuming full conversion of the convertible securities	
Held by promoter/promoter group	0	0	0	
Held by Public	0	0	0	
Total:	0	0	0	
Warrants:	No. of warrants	As a % of total no. of warrants	As a % of total no. of shares of the Company, assuming full conversion of warrants	
Held by promoter/promoter group	0	0	0	
Held by Public	0	0	0	
Total:	0	0	0	
Total paid-up capital of the Company, assuming full conversion of warrants and convertible securities	112361065	0	100.00	

For Cyient Limited



N. Ravi Kumar

Dy. Company Secretary

CYIENT LIMITED
For the quarter ended 30 June 2015

CATEGORY CODE	CATEGORY OF SHAREHOLDER	NO OF SHAREHOLDERS	TOTAL NUMBER OF SHARES	NO OF SHARES HELD IN DEMATERIALIZED FORM	TOTAL SHAREHOLDING AS A % OF TOTAL NO OF SHARES		SHARES PLEDGE OR OTHERWISE ENCUMBERED	NUMBER OF SHARES AS A PERCENTAGE OF (IX)=(VIII)/(IV)*100
					As a PERCENTAGE of (A+B) (VI)	As a PERCENTAGE of (A+B+C) (VII)		
(i)	(ii)	(iii)	(iv)	(v)	(vi)	(vii)	(viii)	(ix)
(A)	PROMOTER AND PROMOTER GROUP							
(1)	INDIAN							
(a)	Individual /HUF	9	24952226	24952226	22.21	22.21	0	0.00
(b)	Central Government/State Government(s)	0	0	0	0.00	0.00	0	0.00
(c)	Bodies Corporate	0	0	0	0.00	0.00	0	0.00
(d)	Financial Institutions / Banks	0	0	0	0.00	0.00	0	0.00
(e)	Others	0	0	0	0.00	0.00	0	0.00
	Sub-Total A(1) :	9	24952226	24952226	22.21	22.21	0	0.00
(2)	FOREIGN							
(a)	Individuals (NRIs/Foreign Individuals)	0	0	0	0.00	0.00	0	0.00
(b)	Bodies Corporate	0	0	0	0.00	0.00	0	0.00
(c)	Institutions	0	0	0	0.00	0.00	0	0.00
(d)	Qualified Foreign Investor	0	0	0	0.00	0.00	0	0.00
(e)	Others	0	0	0	0.00	0.00	0	0.00
	Sub-Total A(2) :	0	0	0	0.00	0.00	0	0.00
	Total A=A(1)+A(2)	9	24952226	24952226	22.21	22.21	0	0.00
(B)	PUBLIC SHAREHOLDING							
(1)	INSTITUTIONS							
(a)	Mutual Funds /UTI	57	13804208	13804208	12.29	12.29		13818352
(b)	Financial Institutions /Banks	4	14144	14144	0.01	0.01		
(c)	Central Government / State Government(s)	0	0	0	0.00	0.00		
(d)	Venture Capital Funds	0	0	0	0.00	0.00		
(e)	Insurance Companies	0	0	0	0.00	0.00		
(f)	Foreign Institutional Investors	87	41926930	41926930	37.31	37.31		
(g)	Foreign Venture Capital Investors	0	0	0	0.00	0.00		
(h)	Qualified Foreign Investor	0	0	0	0.00	0.00		
(i)	Others	0	0	0	0.00	0.00		
	Sub-Total B(1) :	148	55745282	55745082	49.61	49.61		




CATEGORY CODE	CATEGORY OF SHAREHOLDER	NO OF SHAREHOLDERS (iii)	TOTAL NUMBER OF SHARES (iv)	NO OF SHARES HELD IN DEMATERIALIZED FORM (v)	TOTAL SHAREHOLDING AS A % OF TOTAL NO OF SHARES		SHARES PLEDGE OR OTHERWISE ENCUMBERED	NUMBER OF SHARES (viii)	(ix)=(viii)/(iv)*100
					AS a PERCENTAGE of (A+B) (vi)	AS a PERCENTAGE of (A+B+C) (vii)			
(1)	(ii)								
(2)	NON-INSTITUTIONS								
(a)	Bodies Corporate	362	5175837	5174337	4.61	4.61			
(b)	Individuals								
	(i) Individuals holding nominal share capital upto Rs.1 lakh	13373	4601792	4201666	4.10	4.10			
	(ii) Individuals holding nominal share capital in excess of Rs.1 lakh	27	1362707	1362707	1.21	1.21			
(c)	Others								
	FOREIGN NATIONALS	24	377590	361540	0.34	0.34			
	FOREIGN COLLABORATORS	2	16792960	16792960	14.95	14.95			
	CLEARING MEMBERS	75	27302	27302	0.02	0.02			
	NON RESIDENT INDIANS	484	3163017	2746017	2.82	2.82			
	TRUSTS	5	162352	232	0.14	0.14			
(d)	Qualified Foreign Investor	0	0	0	0.00	0.00			
	Sub-Total B(2) :	14352	31663557	30666761	28.18	28.18			
	Total B-B(1)+B(2) :	14500	87408839	86411843	77.79	77.79			
	Total (A+B) :	14509	112361065	111364069	100.00	100.00			
(C)	Shares held by custodians, against which Depository Receipts have been issued								
(1)	Promoter and Promoter Group								
(2)	Public	0	0	0	0.00	0.00			
	GRAND TOTAL (A+B+C) :	14509	112361065	111364069	100.00	0.00	0		0.00

For Cyient Limited

N. Ravi Kumar


Dy. Company Secretary



(1)(c)(i) Statement showing holding of securities (including shares, warrants,convertible securities) of persons belonging to the category "Public" and holding more than 1% of the total number of shares								
Sr.No.	Name of the shareholder	Number of shares held	Shares as a percentage of total number of shares (i.e., Grant total (A)-(B)+(C) indicated in Statement at para (i)(a) above)	Details of warrants		Details of convertible securities		Total shares (including underlying shares assuming full conversion of warrants and convertible securities) as a % of diluted share capital)
				Number of warrants held	As a % total number of warrants of the same class	Number of convertible securities held	% w.r.t total number of convertible securities of the same class	
1	CARRIER INTERNATIONAL MAURITIUS LTD	15292960	13.61	0	0.00	0	0.00	13.61
2	FIRST CARLYLE VENTURES MAURITIUS	11099416	9.88	0	0.00	0	0.00	9.88
3	OPPENHEIMER INTERNATIONAL SMALL COMPANY FUND	5812513	5.17	0	0.00	0	0.00	5.17
4	DEUTSCHE SECURITIES MAURITIUS LIMITED	5456424	4.86	0	0.00	0	0.00	4.86
5	LAVENDER INVESTMENTS LIMITED	4732101	4.21	0	0.00	0	0.00	4.21
6	ICICI PRUDENTIAL LIFE INSURANCE COMPANY LTD	4694124	4.18	0	0.00	0	0.00	4.18
7	AMAMSA HOLDINGS PRIVATE LIMITED	4155404	3.70	0	0.00	0	0.00	3.70
8	T. ROWE PRICE INTERNATIONAL DISCOVERY FUND	2665156	2.37	0	0.00	0	0.00	2.37
9	RELIANCE CAPITAL TRUSTEE CO. LTD A/C RELIANCEEQUITY OPPORTUNITIES	1996000	1.78	0	0.00	0	0.00	1.78
10	SBI MAGNUM TAXGAIN SCHEME	1600000	1.42	0	0.00	0	0.00	1.42
11	TELE ATLAS DATA 'S HERTOGENBOSCH B V	1500000	1.33	0	0.00	0	0.00	1.33
12	FRANKLIN TEMPLETON MUTUAL FUND A/C FRANKLIN INDIAPRIMA FUND	1430010	1.27	0	0.00	0	0.00	1.27
13	NATIONAL WESTMINSTER BANK PLC AS DEPOSITARY OF FIRST STATE ASIA P/	1399043	1.25	0	0.00	0	0.00	1.25
TOTAL :		61833151	55.03	0	0.00	0	0.00	55.03




(i)(c)(ii)	Statement showing holding of securities (including shares, warrants, convertible securities) of persons (together with PAC) belonging to the category "Public" and holding more than 5% of the total number of shares of the company								
Sr. No.	Name(s) of the shareholder(s) and the Persons Acting in Concert (PAC) with shares held	Number of	Shares as a percentage of total number of shares (i.e., Grant total (A)+(B)+(C) indicated in Statement at para (i)(a) above)	Details of warrants	Details of convertible securities	Total shares (including underlying shares assuming full conversion of warrants and convertible securities) as a % of diluted share capital)			
				Number of warrants held	As a % total number of warrants of the same class	Number of convertible securities held	% w.r.t total number of convertible securities of the same class		
1	CARRIER INTERNATIONAL MAURITIUS LTD	15292960	13.61	0	0.00	0	0.00	13.61	
2	FIRST CARLYLE VENTURES MAURITIUS	11099416	9.88	0	0.00	0	0.00	9.88	
3	OPPENHEIMER INTERNATIONAL SMALL COMPANY FUND	5812513	5.17	0	0.00	0	0.00	5.17	
	TOTAL :	32204889	28.66	0	0.00	0	0.00	28.66	



STATEMENT SHOWING DETAILS OF LOCKED-IN SHARES"			
(1)(d)			
Sr. No.	Name of the shareholder	Number of locked- in shares	Locked-in shares as a (%) percentage of total number of shares (i.e., Grand Total (A)+(B)+(C) Indicated in Statement at para (1)(a) above}
		0	0
	TOTAL :		



STATEMENT SHOWING DETAILS OF DEPOSITORY RECEIPTS (DRS)				
(II)(a)				
Sr.No.	Type of outstanding DR (ADRs,GDRs,SDRs,etc.)	Number of outstanding DRS	Number of shares underlying outstanding DRS	Shares underlying outstanding DRS as a percentage of total number of shares {i.e., Grand Total (A)+(B)+(C) indicated in Statement at Para(I)(a) above}
	TOTAL :	0	0	0



(II)(b)	Statement showing Holding of Depository Receipts (DRs), where underlying shares held by "Promoter/Promoter group" are in excess of 1% of the total number shares.			
		Type of outstanding DR (ADRs,GDRs,SDRs, etc.)	Number of shares underlying outstanding DRs	Shares underlying outstanding DRs as a percentage of total number of shares {i.e., Grand Total (A)+(B)+(C) indicated in Statement at para(I)(a) above}
Sr.No.	Name of the DR Holder			
	TOTAL :		0	0

