

FORM A (for audit report with unmodified opinion)


(Pursuant to Regulation 33 of SEBI (Listing Obligations and Disclosure Requirements) Regulations, 2015)

Name of the Company	HT Media Limited
Annual financial statements for the year ended	31 st March 2016
Type of Audit observation	Un-modified Auditors' Report on the Standalone Financial Statements
Frequency of observation	Not Applicable

For S.R. Batliboi & CO. LLP

ICAI Firm Registration Number: 301003E/E300005

Chartered Accountants



per Vishal Sharma

Partner

Membership No.: 096766

Place: New Delhi


Date: MAY 26, 2016



K.N. Memani
(Chairman, Audit Committee)



Rajiv Verma
(Group Chief Executive Officer)



Piyush Gupta
(Group Chief Financial Officer)



HT Media Limited
CIN:- L22121DL2002PLC117874
Registered Office: Hindustan Times House, 18-20, Kasturba Gandhi Marg, New Delhi - 110001, India
Tel:- +91 11 66561234 Fax:- +91 11 66561445
Website:- www.htmedia.in E-mail:-corporatedept@hindustantimes.com
Audited Standalone Financial Results for the Quarter and Year Ended March 31, 2016

(All figures in lacs except earning per share data)

Statement of Standalone Audited Results for the quarter and year ended March 31, 2016

Sl. No.	Particulars	Three Months Ended			Year Ended	
		31.03.2016 (Audited)	31.12.2015 (Un-audited)	31.03.2015 (Un-audited)	31.03.2016 (Audited)	31.03.2015 (Audited)
1	Income from operations					
	a) Net Sales/Income from Operations	38,664	41,815	35,703	1,51,125	1,42,837
	b) Other Operating Income	353	455	333	1,444	1,626
	Total Income from operations	39,017	42,270	36,036	1,52,569	1,44,463
2	Expenses					
	a) Cost of materials consumed	9,059	10,290	9,545	38,133	40,477
	b) Purchases of stock-in-trade	-	-	-	-	-
	c) Changes in inventories of finished goods, work-in-progress and stock-in-trade	52	(44)	(7)	1	(4)
	d) Employee benefits expense	8,580	10,197	8,725	39,084	34,795
	e) Depreciation and amortisation expense	1,912	1,749	1,643	6,939	7,167
	f) Advertisement and sales promotion	3,290	4,343	3,351	14,693	13,694
	g) Other expense	15,182	10,898	14,192	48,300	43,693
	Total Expense	38,075	37,433	37,449	1,47,150	1,39,822
3	Profit from Operations before other Income, finance costs and exceptional items (1-2)	942	4,837	(1,413)	5,419	4,641
4	Other Income	3,522	1,661	4,231	10,321	13,012
5	Profit from ordinary activities before finance costs and exceptional items (3+4)	4,464	6,498	2,818	15,740	17,653
5a	Profit from ordinary activities before finance costs, depreciation and amortisation expenses & exceptional items (EBITDA) (5+2e)	6,376	8,247	4,461	22,679	24,820
6	Finance Costs	1,745	1,811	603	5,138	3,603
7	Profit from ordinary activities after finance costs but before exceptional items(5-6)	2,719	4,687	2,215	10,602	14,050
8	Exceptional Items (Net)	2,104	-	-	2,104	(1,669)
9	Profit from Ordinary Activities before Tax (7+8)	4,823	4,687	2,215	12,706	12,381
10	Tax Expense	1,214	307	409	1,907	1,014
11	Net Profit from Ordinary Activities after Tax (9-10)	3,609	4,380	1,806	10,799	11,367
12	Extraordinary Items (Net of Tax Expenses)	-	-	-	-	-
13	Net Profit/(loss) for the period (11-12)	3,609	4,380	1,806	10,799	11,367
14	Paid-up Equity Share Capital (Face value - Rs. 2/- per share)	4,655	4,655	4,655	4,655	4,655
15	Reserves excluding Revaluation Reserve as per balance sheet of previous accounting year				1,54,590	1,45,536
16.i	Earnings per share (before extraordinary items) (of Rs 2/- each)	Not Annualised	Not Annualised	Not Annualised		
	(a) Basic	1.55	1.88	0.78	4.64	4.88
	(b) Diluted	1.55	1.88	0.78	4.64	4.88
16.ii	Earnings per share (after extraordinary items) (of Rs 2/- each)	Not Annualised	Not Annualised	Not Annualised		
	(a) Basic	1.55	1.88	0.78	4.64	4.88
	(b) Diluted	1.55	1.88	0.78	4.64	4.88

See accompanying notes to the financial results.

M



Notes :

1 The Statutory Auditors have conducted the audit of the financial statements for the quarter and year ended March 31, 2016 and these results have been reviewed by the Audit Committee at their meeting held on May 25, 2016; and taken on record by the Board of Directors of the Company at its meeting held on May 26, 2016.

2 The Board of Directors of the Company at its meetings held on November 19, 2015, on the recommendation of the Audit Committee, had approved the transfer and vesting of the Multi-media Content Management Undertaking of the Company ('MMCD Undertaking') to and in HT Digital Streams Limited (Transferee Company), a wholly-owned subsidiary, as a 'going concern' on a slump exchange basis by way of issue of fully paid-up equity shares of the Transferee Company to the Company.

The proposed transfer of the MMCD Undertaking to Transferee Company shall be in terms of a Scheme of Arrangement u/s 391-394 of the Companies Act, 1956 ('Scheme'). During the quarter BSE and NSE have given their 'No Objection' to the Scheme as per clause 24(f) of the erstwhile Listing Agreement. Further, pursuant to the order of Hon'ble High Court of Delhi, meeting of Shareholders, Secured and Unsecured creditors of the Company was convened, wherein, the Scheme was approved with requisite majority. The petition seeking sanction of the Scheme has been filed by the Company with Hon'ble High Court of Delhi, and same has been listed for hearing on July 13, 2016.

Pending sanction of the Scheme, the Impact of the Scheme is not considered in above results. The results for the quarter and year ended March 31, 2016 include estimated expenses of MMCD Undertaking of Rs 2,176 Lacs and Rs 8,447 Lacs respectively.

3 Exceptional item as reported in item 8 in above results include:

- Income of Rs 6,200 Lacs from sale of "Hindustan and allied brands" to Hindustan Media Ventures Limited, a subsidiary company.
- Expense of Rs 4,096 Lacs for provision created for diminution in value of investment done by the Company in subsidiaries.

4 During the quarter, the Company has made the following investments in subsidiaries :

- Rs. 250 Lacs in 0.1% Optionally Convertible Cumulative Preference Shares of - Firefly e-Ventures Limited, a subsidiary.
- Rs. 550 Lacs in Equity Shares of HT Digital Media Holdings Limited. Allotment of these shares are yet to be made.

5 During the quarter, the Company has launched its second radio station, Radio Nasha 107.2 FM, in Delhi. The commercial launch of Radio Nasha 107.2 FM in Delhi on March 9, 2016 is the first of the phase III radio launches by the Company, which had acquired 10 new frequencies across Delhi, Mumbai, Hyderabad and UP during the phase III radio licence auction for validity of 15 years, against bid(s) for an aggregate Non-Refundable One-time Entry Fee of Rs. 33,979 Lacs. Recently, the Company has also launched its second radio station, Radio Nasha 91.9 FM, in Mumbai from April 4, 2016. The Company is in the process of getting the remaining 8 New Channels commercially operationalized subject to requisite approvals and completion of infrastructure.

6 Employee Stock Option details of the Company for the quarter ended March 31, 2016 are as follows:

- i) HTML Employee Stock Option Scheme -- 2009, No options were granted, vested, exercised or forfeited, and
- ii) HTML Employee Stock Option Scheme -- 2005, No options were granted, vested, exercised or forfeited.

7 The Board of Directors has recommended a Dividend on Equity Shares @ Re 0.40 per Equity Share of face value Rs. 2/- of the Company (20%), amounting to Rs. 931 lacs (excluding Dividend Distribution tax), for the approval of the shareholders at their ensuing Annual General Meeting.

8 Tax expense includes Current Tax Expense and Deferred Tax Charge/(Credit).

9 In accordance with the opinion of Expert Advisory Committee (EAC) of 'The Institute of Chartered Accountants of India' (issued in the month of March 2014), the Company has been consolidating the financial statements of HT Media Employee Welfare Trust in the quarterly results of the company, w.e.f. quarter ended March 31, 2014.

10 The CEO and CFO certificate in respect of the above results in terms of Regulation 33 of SEBI (Listing Obligations and Disclosure Requirements) Regulations, 2015 has been placed before the Board of Directors.

11 The figures of the quarter ended March 31, 2016, are balancing figures between audited figures in respect of the full financial year and the published year to date figures upto December 31, 2015, being the end of the third quarter of the financial year, which were subjected to limited review.

12 Previous period's/year's figures have been re-grouped/re-classified wherever necessary, to correspond with those of the current period's/year's classification.



MM

13 Standalone Statement of Assets and Liabilities as at March 31, 2016

Particulars	(Rs. in lacs)	
	As at 31.3.2016 (Audited)	As at 31.3.2015 (Audited)
A EQUITY AND LIABILITIES		
1 Shareholders' funds		
(a) Share capital*	4,610	4,610
(b) Reserves and surplus	1,54,590	1,45,536
Sub-total - Shareholders' funds	1,59,200	1,50,146
2 Non-current liabilities		
(a) Long-term borrowings	3,934	6,757
(b) Deferred tax liabilities (net)	2,548	3,045
(c) Other long-term liabilities	306	512
(d) Long-term provisions	147	126
Sub-total - Non-current liabilities	6,935	10,440
3 Current liabilities		
(a) Short-term borrowings	84,515	17,809
(b) Trade payables	33,146	36,871
(c) Other current liabilities	33,878	32,987
(d) Short-term provisions	4,608	3,291
Sub-total - Current liabilities	1,56,147	90,958
TOTAL - EQUITY AND LIABILITIES	3,22,282	2,51,544
B ASSETS		
1 Non-current assets		
(a) Fixed assets	79,266	53,608
(b) Non-current investments	80,282	93,834
(c) Long-term loans and advances	28,961	10,132
(d) Other non-current assets	2,551	9,598
Sub-total - Non-current assets	1,91,060	1,67,172
2 Current assets		
(a) Current investments	41,297	11,706
(b) Inventories	11,399	10,886
(c) Trade receivables	24,176	19,652
(d) Cash and cash equivalents	8,382	11,592
(e) Short-term loans and advances	34,368	27,601
(f) Other current assets	11,600	2,935
Sub-total - Current assets	1,31,222	84,372
TOTAL - ASSETS	3,22,282	2,51,544

* Net of Equity Shares of Rs 45 Lacs (Previous Year Rs 45 lacs) Lacs held by HT Media Employee Welfare Trust (Refer Note 9).



Statement of Segment-wise Revenue, Results and Capital Employed for the quarter and year ended March 31, 2016

(Rs. in lacs)

Particulars	Three Months Ended			Year Ended	
	31.03.2016 (Audited)	31.12.2015 (Un-audited)	31.03.2015 (Un-audited)	31.03.2016 (Audited)	31.03.2015 (Audited)
1 Segment Revenue					
a) Printing and Publishing of Newspapers & Periodicals	34,009	37,209	31,944	1,34,303	1,28,695
b) Radio Broadcast & Entertainment	2,977	3,151	2,525	11,264	9,924
c) Digital	2,030	1,826	1,541	6,910	5,541
d) Unallocated	1	84	26	92	303
Total	39,017	42,270	36,036	1,52,569	1,44,463
Less : Inter Segment Revenue	-	-	-	-	-
Net Sales/Income from Operations	39,017	42,270	36,036	1,52,569	1,44,463
2 Segment Results Profit/(Loss) before Tax and Interest from each segment					
a) Printing and Publishing of Newspapers & Periodicals	3,412	5,408	2,181	11,965	12,052
b) Radio Broadcast & Entertainment	449	1,005	883	2,980	2,966
c) Digital	(795)	(934)	(1,335)	(5,335)	(4,696)
d) Unallocated	(2,124)	(642)	(3,142)	(4,191)	(5,681)
Total (A)	942	4,837	(1,413)	5,419	4,641
Less : Finance Cost (B)	1,745	1,811	603	5,138	3,603
Less : Exceptional Items (Net) (C)	(2,104)	-	-	(2,104)	1,669
Add: Other Income (D)	3,522	1,661	4,231	10,321	13,012
Profit Before Taxation (A-B-C+D)	4,823	4,687	2,215	12,706	12,381
3 Capital Employed (Segment Assets - Segment Liabilities)					
a) Printing and Publishing of Newspapers & Periodicals	14,373	16,881	15,737	14,373	15,737
b) Radio Broadcast & Entertainment	43,646	44,876	1,450	43,646	1,450
c) Digital	(1,442)	(1,129)	(91)	(1,442)	(91)
d) Unallocated	1,02,623	96,275	1,33,050	1,02,623	1,33,050
Total	1,59,200	1,56,903	1,50,146	1,59,200	1,50,146

Notes


- 1 Unallocated includes figures relating to Segments which do not meet criteria of Reportable Segment as per Accounting Standard 17- Segment Reporting specified under section 133 of the Companies Act, 2013, read with rule 7 of Companies (Accounts) Rules, 2014.
- 2 The unallocated capital employed as on March 31' 2016, December 31' 2015 and March 31' 2015 has been adjusted by Rs 1,994 Lacs, Rs 1,993 Lacs and Rs 2,002 Lacs respectively on account of consolidation of the financial results of HT Media Employee Welfare Trust in the financial results of the Company, in accordance with the opinion of the 'Expert Advisory Committee' (EAC) of the 'Institute of Chartered Accountants of India' (ICAI).
- 3 Previous period's/year's figure have been regrouped/reclassified, where necessary to conform to this quarter's/year's classification.

For and on behalf of the Board of Directors



Shobhana Bhartia
Chairperson & Editorial Director

New Delhi
May 26, 2016



Auditor's Report on Quarterly Financial Results and Year to Date Results of the Company Pursuant to the Regulation 33 of the SEBI (Listing Obligations and Disclosure Requirements) Regulations, 2015

To
**Board of Directors of
HT Media Limited,**

1. We have audited the quarterly financial results of HT Media Limited ('the Company') for the quarter ended March 31, 2016 and the financial results for the year ended March 31, 2016, attached herewith, being submitted by the Company pursuant to the requirement of Regulation 33 of the SEBI (Listing Obligations and Disclosure Requirements) Regulations, 2015. The quarterly financial results are the derived figures between the audited figures in respect of the year ended March 31, 2016 and the published year-to-date figures up to December 31, 2015, being the date of the end of the third quarter of the current financial year, which were subject to limited review. The financial results for the quarter ended March 31, 2016 and year to date ended March 31, 2016 have been prepared on the basis of the financial results for the nine-month period ended December 31, 2015, the audited annual financial statements as at and for the year ended March 31, 2016, and the relevant requirements of Regulation 33 of the SEBI (Listing Obligations and Disclosure Requirements) Regulations, 2015 and are the responsibility of the Company's management and have been approved by the Board of Directors of the Company. Our responsibility is to express an opinion on these financial results based on our review of the financial results for the nine-month period ended December 31, 2015 which was prepared in accordance with the recognition and measurement principles laid down in Accounting Standard (AS) 25, Interim Financial Reporting, specified under the Section 133 of the Companies Act 2013 read with relevant rules issued thereunder and other accounting principles generally accepted in India; our audit of the annual financial statements as at and for the year ended March 31, 2016; and the relevant requirements of Regulation 33 of the SEBI (Listing Obligations and Disclosure Requirements) Regulations, 2015.
2. We conducted our audit in accordance with the auditing standards generally accepted in India. Those standards require that we plan and perform the audit to obtain reasonable assurance about whether the financial results are free of material misstatement(s). An audit includes examining, on a test basis, evidence supporting the amounts disclosed as financial results. An audit also includes assessing the accounting principles used and significant estimates made by management. We believe that our audit provides a reasonable basis for our opinion.
3. We did not audit total assets of Rs. 73.17 Lacs as at March 31, 2016 and total revenues of Rs. 22.40 Lacs for the year then ended and Rs. Nil for the quarter then ended, included in the accompanying financial results in respect of a branch not visited by us, whose financial information have been audited by other auditors and whose report has been furnished to us. We also did not audit the total assets of Rs. 11 lacs as at March 31, 2016 and total revenue of Rs. Nil for the year then ended and Rs. Nil for the quarter then ended, included in the accompanying financial results in respect of a trust not audited by us, whose financial statements and other financial information has been audited by other auditor and whose report is furnished to us. Our opinion on the quarterly financial results and the year to date results, to the extent they have been derived from such financial statements is based solely on the report of such other auditors.



S.R. BATLIBOI & Co. LLP

Chartered Accountants


4. In our opinion and to the best of our information and according to the explanations given to us these quarterly financial results as well as the year to date results:
 - i. are presented in accordance with the requirements of Regulation 33 of the SEBI (Listing Obligations and Disclosure Requirements) Regulations, 2015; and
 - ii. give a true and fair view of the net profit and other financial information for the quarter ended March 31, 2016 and for the year ended March 31, 2016.

5. Further, read with paragraph 1 above, we report that the figures for the quarter ended March 31, 2016 represent the derived figures between the audited figures in respect of the financial year ended March 31, 2016 and the published year-to-date figures up to December 31, 2015, being the date of the end of the third quarter of the current financial year, which were subjected to a limited review as stated in paragraph 1 above, as required under Regulation 33 of the SEBI (Listing Obligations and Disclosure Requirements) Regulations, 2015

For S.R. BATLIBOI & CO. LLP

Chartered Accountants

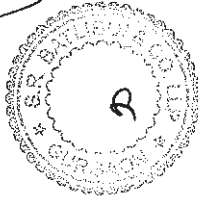
ICAI Firm Registration Number: 301003E/E300005



per Vishal Sharma

Partner

Membership No.: 096766



Place: New Delhi

Date: May 26, 2016

FORM A (for audit report with unmodified opinion)


(Pursuant to Regulation 33 of SEBI (Listing Obligations and Disclosure Requirements) Regulations, 2015)

Name of the Company	HT Media Limited
Annual financial statements for the year ended	31 st March 2016
Type of Audit observation	Un-modified Auditors' Report on the Consolidated Financial Statements
Frequency of observation	Not Applicable

For S.R. Batliboi & CO. LLP

ICAI Firm Registration Number: 301003E/E300005

Chartered Accountants



per Vishal Sharma

Partner

Membership No.: 096766

Place: New Delhi

Date : MAY 26, 2016



K.N. Memani
(Chairman, Audit Committee)



Rajiv Verma
(Group Chief Executive Officer)



Piyush Gupta
(Group Chief Financial Officer)





HT Media Limited

CIN:- L22121DL2002PLC117874

Registered Office: Hindustan Times House, 18-20, Kasturba Gandhi Marg, New Delhi - 110001, India

Tel : +91 11 66561234 Fax : +91 11 66561445

Email:- corporatedept@hindustantimes.com Website:- www.htmedia.in

Statement of Audited Consolidated Financial Results for the Quarter and Year Ended March 31, 2016

PART I		(All figures in Rs. Lacs except earnings per share data)				
S.No	Particulars	Three months ended			Year Ended	
		31.03.2016 (Audited)	31.12.2015 (Un-audited)	31.03.2015 (Audited)	31.03.2016 (Audited)	31.03.2015 (Audited)
1	Income from operations					
	a) Net Sales/Income from Operations	62,463	67,489	56,397	2,47,790	2,25,519
	b) Other Operating Income	632	623	558	2,290	2,633
	Total Income from operations	63,095	68,112	56,955	2,50,080	2,28,152
2	Expenses					
	a) Cost of materials consumed	17,592	19,093	17,433	72,295	74,191
	b) Purchases of stock-in-trade	-	-	-	-	-
	c) Changes in inventories of finished goods, work-in-progress and stock-in-trade	108	(81)	6	(1)	12
	d) Employee benefits expense	13,062	14,381	12,181	55,596	48,346
	e) Depreciation and amortisation expense	2,706	2,473	2,311	10,180	10,027
	f) Other expense	25,360	22,856	23,244	91,400	79,567
	Total Expense	58,828	58,722	55,175	2,29,470	2,12,143
3	Profit from Operations before other income, finance costs and exceptional items (1-2)	4,267	9,390	1,780	20,610	16,009
4	Other Income	5,347	2,711	5,717	15,429	17,574
5	Profit from ordinary activities before finance costs and exceptional items (3+4)	9,614	12,101	7,497	36,039	33,583
5 a	Profit from ordinary activities before finance costs, depreciation and amortisation expenses & exceptional items (EBITDA) (5+2e)	12,320	14,574	9,808	46,219	43,610
6	Finance Costs	2,021	2,088	872	6,301	4,669
7	Profit from ordinary activities after finance costs but before exceptional items(5-6)	7,593	10,013	6,625	29,738	28,914
8	Exceptional Items	-	-	-	-	1,393
9	Profit from Ordinary Activities before Tax (7-8)	7,593	10,013	6,625	29,738	27,521
10	Tax Expense	2,625	1,925	1,696	8,317	5,736
11	Net Profit from Ordinary Activities after Tax (9-10)	4,968	8,088	4,929	21,421	21,785
12	Extraordinary Items (Net of Tax Expenses)	-	-	-	-	-
13	Net Profit/(loss) for the period (11-12)	4,968	8,088	4,929	21,421	21,785
14	Share of profit/ (loss) of associates	-	-	-	-	(184)
15	Minority Interest	1,206	1,207	1,001	4,641	3,620
16	Net Profit after taxes, minority interest and share of profit/(loss) of associates (13+14-15)	3,762	6,881	3,928	16,780	17,981
17	Paid-up Equity Share Capital (Face value - Rs. 2/- per share)	4,655	4,655	4,655	4,655	4,655
18	Reserves excluding Revaluation Reserve as per balance sheet of accounting year				2,00,536	1,85,628
19.i	Earnings per share (before extraordinary items) (of Rs 2/- each)	Not Annualised	Not Annualised	Not Annualised		
	(a) Basic	1.62	2.96	1.69	7.21	7.73
	(b) Diluted	1.62	2.96	1.69	7.21	7.73
19.ii	Earnings per share (after extraordinary items) (of Rs 2 /- each)	Not Annualised	Not Annualised	Not Annualised		
	(a) Basic	1.62	2.96	1.69	7.21	7.73
	(b) Diluted	1.62	2.96	1.69	7.21	7.73



See accompanying notes to the financial results

Notes :

1 The financial results of following entities have been consolidated with the financial results of HT Media Limited (Parent Company), hereinafter referred to as "the Group":

Subsidiaries

Hindustan Media Ventures Limited (HMVL)
 HT Music and Entertainment Company Limited (HT Music)
 HT Digital Media Holdings Limited (HT Digital)
 Firefly e-Ventures Limited (Firefly)
 HT Mobile Solutions Limited (HT Mobile)
 HT Overseas Pte. Ltd., Singapore (HT Overseas)
 HT Learning Centers Limited (HT Learning)
 HT Education Limited (HT Education)
 HT Global Education (HT Global), a Company licensed u/s 25 of the Companies Act, 1956
 HT Digital Information Private Limited (HT Digital Information) (formerly known as ED World Private Limited)
 Ivy Talent India Private Limited (Ivy Talent) (ceased to be a subsidiary w.e.f March 31 ,2016)
 Topmovies Entertainment Limited (Top Movies)
 HT Digital Streams Limited (HT Digital Streams) (w.e.f. November 2, 2015)
 HT Information Services Limited (ceased to be a subsidiary w.e.f December 30 ,2015)

Joint Venture (JV)

India Education Services Private Limited (IESPL)

Associate

MyParichay Services Private Limited (MyParichay) (ceased to be an associate w.e.f March 31 ,2016)

2 The Audited Consolidated Financial Results for the quarter and year ended ended March 31,2016 are prepared in accordance with the requirements of Accounting Standard - 21, 23 and 27 specified under section 133 of the Companies Act, 2013 , read with rule 7 of the Companies (Accounts) Rules, 2014. The Statutory Auditors have conducted the "audit" of these results in terms of Regulation 33 of SEBI (Listing Obligations and Disclosure Requirements) Regulations, 2015. The results have been reviewed by the Audit Committee at its meeting held on May 25, 2016 and taken on record by the Board of Directors at its meeting held on May 26, 2016.

3 During the quarter, the Parent Company has made the following investments in its subsidiaries:

- Rs. 250 Lacs in 0.1% Optionally Convertible Cumulative Preference Shares of FEVL.
- Rs. 550 Lacs in Equity Shares of HT Digital. Allotment of these shares are yet to be made.

4 The Board of Directors have recommended a Dividend on Equity Shares of Rs. 2 each @ Re 0.40 per equity share (20%) for the year, amounting to Rs. 931 lacs (excluding Dividend Distribution tax) , for the approval of the shareholders at the ensuing annual general meeting.

5 During the quarter ended September 2015, HT Music completed the acquisition of Radio business of the Noble Broadcasting Corporation Pvt. Ltd. (Transferor Company), in Chennai for an agreed consideration of Rs 735 Lacs. The acquisition has been done under a Scheme of Restructuring (Scheme) entered with Transferor Company under provisions of Section 391- 394 of the Companies Act 1956 with the appointed date of 1st April 2014. The Scheme has been approved by Hon'ble High Courts of Delhi and Chennai and came into effect from 18th September 2015 i.e. on the date of Filing of Order of Hon'ble High Courts with Registrar of Companies (ROC). Consequently, the results for the quarter and year ended March 31,2016 includes loss before tax related to the acquired business of Rs 233 Lacs and Rs. 939 lacs respectively, accordingly results for the quarter and year ended March 31,2016 are not comparable with results of corresponding quarter and year ended March 31,2015.

6 During the quarter, the parent company has launched its second radio station, Radio Nasha 107.2 FM, in Delhi. The commercial launch of Radio Nasha 107.2 FM in Delhi on March 9, 2016 is the first of the phase III radio launches from the parent company, which had acquired 10 new frequencies across Delhi, Mumbai, Hyderabad and UP during the phase III radio licence auction for validity of 15 years, against bid(s) for an aggregate Non-Refundable One-time Entry Fee of Rs. 33,979 Lacs. Recently, the parent company has also launched its second radio station, Radio Nasha 91.9 FM, in Mumbai from April 4,2016. The Parent Company is in the process of getting the remaining 8 New Channels commercially operationalized subject to requisite approvals and completion of infrastructure.

7 The Board of Directors of the Parent Company and HMVL (Companies) at their respective meetings held on November 19, 2015, on the recommendations of respective Audit Committees, had approved the transfer and vesting of Companies' Multimedia Content Management Undertakings (MMCD Undertakings) to and in HT Digital Streams ("Transferee Company"), as a 'going concern' on a slump exchange basis by way of issue of fully paid up equity shares of the Transferee Company, to the Companies.

The proposed transfer of the MMCD Undertaking to Transferee Company shall be in terms of two separate Schemes of Arrangement u/s 391-394 of the Companies Act, 1956 ("Schemes") between the Parent Company and Transferee Company; and between HMVL and Transferee Company. During the quarter, BSE and NSE have given their ' No Objection' to the Schemes as per Clause 24(f) of the erstwhile Listing Agreement. Further, pursuant to the orders of Hon'ble High Court of Delhi and Hon'ble High Court of Judicature at Patna, meetings of Equity Shareholders and Creditors of the Companies were convened, wherein, the Scheme was approved with requisite majority. The petition seeking sanction of the Schemes has been filed by the Companies with Hon'ble High Court of Delhi and Hon'ble High Court of Judicature at Patna, and same is pending for hearing.

Pending sanction, the impact of the Scheme is not considered in the standalone financial results of the respective companies ;however, it would not impact the consolidated results of the Parent Company.

8 The audited standalone financial results of the Parent Company for the quarter and year ended March 31,2016 have been filed with the Stock Exchanges where the Parent Company's shares are listed and are available on Company's website "www.htmedia.in". The key standalone financial information for the quarter ended March 31,2016 are as under:

Particulars	(Rs. in lacs)					
	Three months ended			Year Ended		
	31.03.2016 (Audited)	31.12.2015 (Un-audited)	31.03.2015 (Un-audited)	31.03.2016 (Audited)	31.03.2015 (Audited)	
Total Operating Revenue	39,017	42,270	36,036	1,52,569	1,44,463	
Profit/(Loss) Before Tax	4,823	4,687	2,215	12,706	12,381	
Profit/(Loss) After Tax	3,609	4,380	1,806	10,799	11,367	

9 Details of Employee Stock Option for the quarter ended March 31, 2016 are as follows :

- a) For Parent Company: under i) HTML Employee Stock Option Scheme – 2009, No options were granted, vested, exercised or forfeited.
 ii) HTML Employee Stock Option Scheme – 2005, No options were granted, vested, exercised or forfeited under Plan A and Plan B.
- b) For Firefly :- Under i) Employee Stock Option Plan – 2009, No options were granted, vested or exercised, however, 1,41,350 options were forfeited; and
 ii) Employee Stock Option Plan – 2013, No options were granted, vested, exercised or forfeited
- c) For HMVL:- Under the HT Group Companies – Employee Stock Option Trust Scheme of a parent company, No options were granted, vested, exercised or forfeited.
- d) For HT Mobile :- Under the Employee Stock Option Plan – 2013, No options were granted, vested, exercised or forfeited.
- e) For TopMovies :- Under the Employee Stock Option Plan – 2013, No options were granted, vested or exercised; however, 3,060 options were forfeited.

10 Tax expense includes Current Tax Expense and Deferred Tax Charge/(Credit).

11 The CEO and CFO certificate in respect of the above results in terms of Regulation 33 of SEBI (Listing Obligations and Disclosure Requirements) Regulations, 2015 has been placed before the Board of Directors.

12 Figures for the quarter ended March 31, 2016, are balancing figures between audited figures in respect of full financial year and the published year to date figures upto December 31, 2015, being the end of the third quarter of the financial year, which were subjected to limited review.

13 Previous period's/year's figure have been regrouped/reclassified where necessary, to correspond with those of the current period's/ year's classification.



[Handwritten signature]

14. Statement of Audited Consolidated Assets and Liabilities as at March 31,2016 (Rs in lacs)

Particulars	As at 31.03.2016 (Audited)	As at 31.03.2015 (Audited)
A EQUITY AND LIABILITIES		
1 Shareholders' funds		
(a) Share capital	4,610 [@]	4,610 [@]
(b) Reserves and surplus	2,00,536	1,85,628
Sub-total - Shareholders' funds	2,05,146	1,90,238
2 Minority interest	23,597	19,228
3 Non-current liabilities		
(a) Long-term borrowings	3,934	6,757
(b) Deferred tax liabilities (net)	3,364	3,632
(c) Other long-term liabilities	501	655
(d) Long-term provisions	240	185
Sub-total - Non-current liabilities	8,039	11,229
4 Current liabilities		
(a) Short-term borrowings	1,01,789	27,653
(b) Trade payables	45,456	48,436
(c) Other current liabilities	42,039	37,818
(d) Short-term provisions	5,599	4,598
Sub-total - Current liabilities	1,94,883	1,18,505
TOTAL - EQUITY AND LIABILITIES	4,31,665	3,39,200
B ASSETS		
1 Non-current assets		
(a) Fixed assets	1,01,735	73,670
(b) Goodwill on consolidation	544	544
(c) Non-current investments	1,11,892	1,18,114
(d) Long-term loans and advances	29,603	11,826
(e) Other non-current assets	5,622	13,952
Sub-total - Non-current assets	2,49,396	2,18,106
2 Current assets		
(a) Current investments	58,427	20,757
(b) Inventories	16,165	15,266
(c) Trade receivables	37,184	31,204
(d) Cash and cash equivalents	17,249	19,158
(e) Short-term loans and advances	37,016	29,393
(f) Other current assets	16,228	5,316
Sub-total - Current assets	1,82,269	1,21,094
TOTAL - ASSETS	4,31,665	3,39,200

[@] Net of Equity Share Capital of Rs 45 Lacs (Previous Year- Rs 45 Lacs) held by HT Media Employee Welfare Trust.



Handwritten signature

15 Statement of segment-wise revenue, results and capital employed for the quarter and year ended March 31, 2016

(Rs in Lacs)

Particulars	Three Months Ended			Year Ended	
	31.03.2016	31.12.2015	31.03.2015	31.03.2016	31.03.2015
	(Audited)	(Un-audited)	(Audited)	(Audited)	(Audited)
1 Segment Revenue					
a) Printing & Publishing of Newspapers & Periodicals	56,190	60,729	51,548	2,23,971	2,08,015
b) Radio Broadcast & Entertainment	3,084	3,226	2,525	11,696	9,938
c) Digital	3,764	3,821	2,860	14,032	10,390
d) Unallocated	587	656	366	2,117	1,360
Total	63,625	68,432	57,299	2,51,816	2,29,703
Inter Segment Revenue	(530)	(320)	(344)	(1,736)	(1,551)
Net Sales/Income from Operations	63,095	68,112	56,955	2,50,080	2,28,152
2 Segment Results : Profit/(loss) before Tax and Finance Cost					
a) Printing & Publishing of Newspapers & Periodicals	7,422	11,082	6,275	32,969	27,201
b) Radio Broadcast & Entertainment	212	746	856	2,010	2,921
c) Digital	(1,078)	(1,107)	(1,402)	(6,408)	(5,533)
d) Unallocated	(2,289)	(1,331)	(3,949)	(7,961)	(8,580)
Total (A)	4,267	9,390	1,780	20,610	16,009
Less: i) Finance Cost (B)	2,021	2,088	872	6,301	4,669
ii) Exceptional Item (Net) (C)	-	-	-	-	1,393
Add: Other Income (D)	5,347	2,711	5,717	15,429	17,574
Profit Before Taxation(A-B-C+D)	7,593	10,013	6,625	29,738	27,521
3 Capital Employed (Segment Assets - Segment Liabilities)					
a) Printing & Publishing of Newspapers & Periodicals	22,663	35,045	36,836	22,663	36,836
b) Radio Broadcast & Entertainment	45,265	46,866	1,634	45,265	1,634
c) Digital	(918)	(211)	424	(918)	424
d) Unallocated	1,61,733	1,43,556	1,70,572	1,61,733	1,70,572
Total	2,28,743	2,25,256	2,09,466	2,28,743	2,09,466

Note


a) Unallocated includes figures relating to Segments which do not meet criteria of Reportable Segment as per Accounting Standard 17- Segment Reporting specified under section 133 of the Companies Act, 2013, read with rule 7 of the Companies (Accounts) Rules, 2014.

b) Previous period's/year's figure have been regrouped/reclassified where necessary to conform to this quarter's classification.

For and on behalf of the Board of Directors

New Delhi
May 26, 2016


Shobhana Bhartia
Chairperson & Editorial Director





HT Media Limited

CIN:- L22121DL2002PLC117874

Registered Office: Hindustan Times House, 18-20, Kasturba Gandhi Marg, New Delhi - 110001, India

Tel : +91 11 66561234 Fax : +91 11 66561445

Email:- corporatedept@hindustantimes.com Website:- www.htmedia.in

(All figures in Rs. Lacs except earnings per share data)

Extract of Audited Consolidated Financial Results for the Quarter and Year Ended March 31, 2016

Particulars	Quarter ended 31.03.2016 (Audited)	Year ended 31.03.2016 (Audited)	Quarter ended 31.03.2015 (Audited)	Year ended 31.03.2015 (Audited)
Total Income from operations	63,095	2,50,080	56,955	2,28,152
Net Profit from Ordinary Activities after Tax	4,968	21,421	4,929	21,785
Net Profit for the period after tax, minority interest and share on profit of associate	3,762	16,780	3,928	17,981
Equity Share Capital	4,655	4,655	4,655	4,655
Reserves (excluding Revaluation Reserve as shown in the Balance Sheet)	2,00,536	2,00,536	1,85,628	1,85,628
Earnings per share (before extraordinary items) (of Rs 2/- each)	(not annualised)		(not annualised)	
(a) Basic	1.62	7.21	1.69	7.73
(b) Diluted	1.62	7.21	1.69	7.73
Earnings per share (after extraordinary items) (of Rs 2/- each)	(not annualised)		(not annualised)	
(a) Basic	1.62	7.21	1.69	7.73
(b) Diluted	1.62	7.21	1.69	7.73

Notes:

1 The above results have been reviewed by the Audit Committee at its meeting held on May 25, 2016 and taken on record by the Board of Directors at its meeting held on May 26, 2016. The Statutory Auditors have conducted an "audit" of these results in terms of Regulation 33 of SEBI (Listing Obligations and Disclosure Requirements) Regulations, 2015.

2 Additional Information on Standalone financials results is as follows :-

Particulars	Quarter ended 31.03.2016 (Audited)	Year ended 31.03.2016 (Audited)	Quarter ended 31.03.2015 (Un-audited)	Year ended 31.03.2015 (Audited)
Total Income from operations	39,017	1,52,569	36,036	1,44,463
Profit Before Tax	4,823	12,706	2,215	12,381
Profit After Tax	3,609	10,799	1,806	11,367

3 The above is an extract of the detailed format of Quarterly and Annual Financial results filed with the Stock Exchanges under regulation 33 of the SEBI (Listing Obligations and Disclosure Requirement) Regulations, 2015. The full format of the Quarterly and Annual Financial Results are available on the Stock Exchange websites(www.bseindia.com and www.nseindia.com) and on the Company's website "www.htmedia.in".

New Delhi
May 26, 2016


Shobhana Bhartia
Chairperson & Editorial Director



Auditor's Report on Quarterly Consolidated Financial Results and Year to Date Consolidated Financial Results of the Company Pursuant to the Regulation 33 of the SEBI (Listing Obligations and Disclosure Requirements) Regulations, 2015

To
**Board of Directors of
HT Media Limited,**

1. We have audited the quarterly consolidated financial results of HT Media Limited comprising of HT Media Limited ('the Company') and its subsidiaries and a joint venture (together the Group), for the quarter ended March 31, 2016 and the consolidated financial results for the year ended March 31, 2016, attached herewith, being submitted by the Company pursuant to the requirement of Regulation 33 of the SEBI (Listing Obligations and Disclosure Requirements) Regulations, 2015. The quarterly consolidated financial results are the derived figures between the audited figures in respect of the year ended March 31, 2016 and the published year-to-date figures up to December 31, 2015, being the date of the end of the third quarter of the current financial year, which were subject to limited review. The consolidated financial results for the quarter ended March 31, 2016 and year to date ended March 31, 2016 have been prepared on the basis of the consolidated financial results for the nine-month period ended December 31, 2015, the audited annual consolidated financial statements as at and for the year ended March 31, 2016, and the relevant requirements of Regulation 33 of the SEBI (Listing Obligations and Disclosure Requirements) Regulations, 2015 and are the responsibility of the Company's management and have been approved by the Board of Directors of the Company. Our responsibility is to express an opinion on these consolidated financial results based on our review of the consolidated financial results for the nine-month period ended December 31, 2015 which was prepared in accordance with the recognition and measurement principles laid down in Accounting Standard (AS) 25, Interim Financial Reporting, specified under the Section 133 of the Companies Act 2013 read with relevant rules issued thereunder and other accounting principles generally accepted in India; our audit of the annual consolidated financial statements as at and for the year ended March 31, 2016; and the relevant requirements of Regulation 33 of the SEBI (Listing Obligations and Disclosure Requirements) Regulations, 2015.
2. We conducted our audit in accordance with the auditing standards generally accepted in India. Those standards require that we plan and perform the audit to obtain reasonable assurance about whether the consolidated financial results are free of material misstatement(s). An audit includes examining, on a test basis, evidence supporting the amounts disclosed as consolidated financial results. An audit also includes assessing the accounting principles used and significant estimates made by management. We believe that our audit provides a reasonable basis for our opinion.
3. We did not audit the total assets of Rs.7,162 Lacs as at March 31, 2016, total revenue of Rs.7,885 Lacs for the year then ended and Rs.1,957 Lacs for the quarter then ended, included in the accompanying consolidated financial results in respect of certain subsidiaries. These financial statements and other financial information have been audited by other auditors whose reports have been furnished to us. We also did not audit total assets of Rs.73.17 Lacs as at March 31, 2016 and total revenues of Rs.22.40 Lacs for the year then ended and Rs.Nil for the quarter then ended, included in the accompanying consolidated financial results in respect of a branch not visited by us, whose financial information have been audited by other auditors and whose report has been furnished to us. We also did not audit the total assets of Rs.11 lacs as at March 31, 2016 and total revenue of Rs.Nil for the year then ended and Rs.Nil for the quarter then ended, included in the accompanying consolidated financial results in respect of a trust not audited by us, whose financial statements and other financial information has been audited by other auditor and whose report is furnished to us. Our opinion on the quarterly consolidated financial results and the year to date consolidated financial results, to the extent they have been derived from such financial statements is based solely on the report of such other auditors.



S.R. BATLIBOI & Co. LLP

Chartered Accountants


4. In our opinion and to the best of our information and according to the explanations given to us these consolidated quarterly financial results as well as the consolidated year to date financial results:
 - i. are presented in accordance with the requirements of Regulation 33 of the SEBI (Listing Obligations and Disclosure Requirements) Regulations, 2015; and
 - ii. give a true and fair view of the consolidated net profit and other financial information for the quarter ended March 31, 2016 and for the year ended March 31, 2016.

5. Further, read with paragraph 1 above, we report that the figures for the quarter ended March 31, 2016 represent the derived figures between the audited figures in respect of the financial year ended March 31, 2016 and the published year-to-date figures up to December 31, 2015, being the date of the end of the third quarter of the current financial year, which were subjected to a limited review as stated in paragraph 1 above, as required under Regulation 33 of the SEBI (Listing Obligations and Disclosure Requirements) Regulations, 2015

For S.R. BATLIBOI & CO. LLP

Chartered Accountants


ICAI Firm Registration Number: 301003E/E300005



per Vishal Sharma

Partner

Membership No.: 096766



Place: New Delhi

Date: May 26, 2016