


Introductory sub-table (I)(a)

Name of the Company MINDIVISION CAPITAL LIMITED			
Scrip Code, Name of the scrip, class of security:			
Quarter ended: 30th June, 2015			
Partly paid-up shares:-		No. of partly paid-up shares	As a % of total no. of partly paid-up shares
Held by promoter/promoter group			As a % of total no. of shares of the company
Held by public			
Total - D	0	#DIV/0!	0
Outstanding convertible securities:-		No. of outstanding securities	As a % of total no. of outstanding convertible securities
Held by promoter/promoter group			As a % of total no. of shares of the company, assuming full conversion of the convertible securities
Held by public			
Total - E	0	#DIV/0!	0
Warrants:-		No. of warrants	As a % of total no. of warrants
Held by promoter/promoter group			As a % of total no. of shares of the company, assuming full conversion of warrants
Held by public			
Total - F	0	#DIV/0!	0
Total paid-up capital of the company, assuming full conversion of warrants and convertible securities		5300000	




Statement Showing Shareholding Pattern


Category code	Category of Shareholder	Number of Shares	Table (I)(a)		Total shareholding as a percentage of total number of shares		Shares Pledged or otherwise encumbered	As a percentage of (A+B)/(IV)*100
			Total number of shares	Number of shares held in dematerialized form	As a percentage of (A+B) ¹	As a percentage of (A+B+C)		
(I)	(II)	(III)	(IV)	(V)	(VI)	(VII)	(VIII)	(IX) = (VIII)/(IV)*100
(A)	Shareholding of Promoter and							
1	Indian							
(a)	Individuals/ Hindu Undivided Family	2	5772	5772	0.11	0.11	0	0.00
(b)	Central Government/ State Government(s)	0	0	0	0.00	0.00	0	#DIV/0!
(c)	Bodies Corporate	0	0	0	0.00	0.00	0	#DIV/0!
(d)	Financial Institutions/ Banks	0	0	0	0.00	0.00	0	#DIV/0!
(e)	Any Others(Specify)	0	0	0	0.00	0.00	0	#DIV/0!
(e-i)	Directors	0	0	0	0.00	0.00	0	#DIV/0!
(e-ii)	Director Relatives	0	0	0	0.00	0.00	0	#DIV/0!
(e-iii)	Person Acting in Concern	0	0	0	0.00	0.00	0	#DIV/0!
	Sub Total(A)(1)	2	5772	5772	0.11	0.11	0	0.00
2	Foreign							
a	Individuals (Non-Residents Individuals/ Foreign Individuals)	0	0	0	0.00	0.00	0	#DIV/0!
b	Bodies Corporate	0	0	0	0.00	0.00	0	#DIV/0!
c	Institutions	0	0	0	0.00	0.00	0	#DIV/0!
d	Qualified Foreign Investor	0	0	0	0.00	0.00	0	#DIV/0!
e	Any Others(Specify)	0	0	0	0.00	0.00	0	#DIV/0!
e-i		0	0	0	0.00	0.00	0	#DIV/0!
e-ii		0	0	0	0.00	0.00	0	#DIV/0!
	Sub Total(A)(2)	0	0	0	0.00	0.00	0	#DIV/0!
	Total Shareholding of Promoter and	2	5772	5772	0.11	0.11	0	0.00



(B) Public shareholding									
1 Institutions									
(a)	Mutual Funds/ UFI	0	0	0	0	0	0.00	0.00	
(b)	Financial Institutions/ Banks	0	0	0	0	0	0.00	0.00	
(c)	Central Government/ State Government(s)	0	0	0	0	0	0.00	0.00	
(d)	Venture Capital Funds	0	0	0	0	0	0.00	0.00	
(e)	Insurance Companies	0	0	0	0	0	0.00	0.00	
(f)	Foreign Institutional Investors	0	0	0	0	0	0.00	0.00	
(g)	Foreign Venture Capital Investors	0	0	0	0	0	0.00	0.00	
(h)	Qualified Foreign Investor	0	0	0	0	0	0.00	0.00	
(i)	Any Other (specify)	0	0	0	0	0	0.00	0.00	
(i-i)		0	0	0	0	0	0.00	0.00	
(i-ii)		0	0	0	0	0	0.00	0.00	
	Sub-Total (B)(1)	0	0	0	0	0	0.00	0.00	
B 2 Non-institutions									
(a)	Bodies Corporate	64	1011645	1009245	19.09	19.09			
(b)	Individuals	0	0	0	0.00	0.00			
	Individuals -i. Individual shareholders holding nominal share capital up to Rs 1 lakh	1620	924042	581951	17.43	17.43			
	ii. Individual shareholders holding nominal share capital in excess of Rs. 1 lakh.	51	2629008	2629008	49.60	49.60			
(c)	Qualified Foreign Investor	0	0	0	0.00	0.00			
(d)	Any Other (specify)	0	0	0	0.00	0.00			
(d-i)	NRI (Repat & Non Repat)	10	114758	114758	2.17	2.17			
(d-ii)	OCB's	0	0	0	0.00	0.00			
(d-iii)	Trust	0	0	0	0.00	0.00			
(d-iv)	Hindu Undivided Family	33	614775	614775	11.60	11.60			
(d-v)	Employee	0	0	0	0.00	0.00			
(d-vi)	Cleaning Members	0	0	0	0.00	0.00			
	Sub-Total (B)(2)	1778	5294228	4949737	99.89	99.89			0
(B)	Total Public Shareholding (B)= (B)(1)+(B)(2)	1778	5294228	4949737	99.89	99.89			
	TOTAL (A)+(B)	1780	5300000	4955509	100.00	100.00			
(C)	Shares held by Custodians and against which Depository Receipts have been issued								
1	Promoter and Promoter Group	0	0	0		0.00			#DIV/0!



Sr.No	Notes
1	
2	
3	
4	
5	
6	
7	
8	
9	



(1)(b) Statement showing holding of securities (including shares, warrants, convertible securities) of persons belonging to the category "Promoter and Promoter Group"

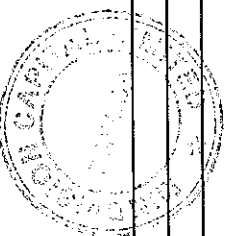
Sr. No.	Name of the shareholder	Details of Shares held			Encumbered shares (*)			Details of warrants			Details of convertible securities		Total shares (including underlying shares assuming full conversion of warrants and convertible securities) as a % of diluted share capital
		Number of shares held	As a % of grand total (A)+(B)+(C)	No.	As a percentage (V)=(V)/(III)*100	As a % of grand total (A)+(B)+(C) of sub-clause (I)(a)	Number of warrants held	As a % of total number of warrants of the same class	Number of convertible securities held	As a % of total number of convertible securities of the same class			
(i)	(ii)	(iii)	(iv)	(v)	(vi)=(v)/(iii)*100	(vii)	(viii)	(ix)	(x)	(xi)	(xii)		
1	NARENDRA RAMANLAL SHAH	3104	0.06		0.00	0.00		#DIV/0!		#DIV/0!			
2	GEETAN SHAH	2668	0.05		0.00	0.00		#DIV/0!		#DIV/0!			
			0.00		#DIV/0!	0.00		#DIV/0!		#DIV/0!			
TOTAL		5772	0.11	0	0.00	0.00	0	#DIV/0!	0	#DIV/0!	0		

(*) The term "encumbrance" has the same meaning as assigned to it in regulation 28(3) of the SAST Regulations, 2011




(D)(c)(i) Statement showing holding of securities (including shares, warrants, convertible securities) of persons belonging to the category "Public" and holding more than 1% of the total number of shares

Sr. No.	Name of the shareholder	Number of shares held	Shares as a percentage of total number of shares i.e., Grand Total (A)+(B)+(C) indicated in Statement at para (I)(a) above}	Details of warrants		Details of convertible securities		Total shares (including underlying shares assuming full conversion of warrants and convertible securities) as a % of diluted share capital
				Number of warrants held	As a % total number of warrants of the same class	Number of convertible securities held	% w.r.t total number of convertible securities of the same class	
1	DINESH NAGINDAS SHAH	677591	12.78	0	#DIV/0!	0	#DIV/0!	
2	RAJENDRAKUMAR PRANJIVAN SHAH	224153	4.23	0	#DIV/0!	0	#DIV/0!	
3	VANTAGE FINANCIAL SERVICES PRIVATE	211450	3.99	0	#DIV/0!	0	#DIV/0!	
4	BHANWARLAL MISHRIMAL SANGHVI	190000	3.58	0	#DIV/0!	0	#DIV/0!	
5	C N GOENKA (HUF)	170000	3.21	0	#DIV/0!	0	#DIV/0!	
6	CHOICE EQUITY BROKING PRIVATE LIMIT	158598	2.99	0	#DIV/0!	0	#DIV/0!	
7	NATWAR AGRAWAL	150000	2.83	0	#DIV/0!	0	#DIV/0!	
8	DYNAMATIC DEVELOPERS LTD	132250	2.50	0	#DIV/0!	0	#DIV/0!	
9	PAREEN NEMICHAND SANGHVI	125000	2.36	0	#DIV/0!	0	#DIV/0!	
10	PRASHANT CHANDRASHEKAR	107538	2.03	0	#DIV/0!	0	#DIV/0!	
11	ADITYA VINOD ROONGTA	105512	1.99	0	#DIV/0!	0	#DIV/0!	
12	SAWAN VINODBHAI RAVANI	102100	1.93	0	#DIV/0!	0	#DIV/0!	
13	MAHENDRA GOSAR GADA	100000	1.89	0	#DIV/0!	0	#DIV/0!	
14	SARBA MANGALAM FINETEX PVT.LTD	81500	1.54	0	#DIV/0!	0	#DIV/0!	
15	MUKESH DOSHI	80000	1.51	0	#DIV/0!	0	#DIV/0!	
16	FAIRWEALTH SECURITIES LIMITED	64340	1.21	0	#DIV/0!	0	#DIV/0!	
17	R P SHAH	62500	1.18	0	#DIV/0!	0	#DIV/0!	
			0.00	0	#DIV/0!	0	#DIV/0!	
TOTAL		2742532	51.75	0	#DIV/0!	0	#DIV/0!	0



(I)(c)(ii) Statement showing holding of securities (including shares, warrants, convertible securities) of persons (together with PAC) belonging to the category "Public" and holding more than 5% of the total number of shares of the company

Sr. No.	Name(s) of the shareholder(s) and the Persons Acting in Concert (PAC) with them	Number of shares	Shares as a percentage of total number of shares {i.e., Grand Total (A)+(B)+(C) indicated in Statement at para (I)(a) above}	Details of warrants		Details of convertible securities		Total shares (including underlying shares assuming full conversion of warrants and convertible securities) as a % of diluted share capital
				Number of warrants	As a % total number of warrants of the same class	Number of convertible securities held	% w.r.t total number of convertible securities of the same class	
1	DINESH NAGINDAS SHAH	677591	12.78	0	#DIV/0!	0	#DIV/0!	
			0.00%	0	#DIV/0!	0	#DIV/0!	
TOTAL		677591	12.78	0	#DIV/0!	0	#DIV/0!	0




(I)(d)	Statement showing details of locked-in shares			
Sr. No.	Name of the shareholder	Number of locked-in shares	Locked-in shares as a percentage of total number of shares {i.e., Grand Total (A)+(B)+(C) indicated in Statement at para (I)(a) above}	Promoter / Promoter Group /
1	NIL	0	0.00	
			0.00	
			0.00	
TOTAL		0	0.00	



(II)(a) Statement showing details of Depository Receipts (DRs)

Sr. No.	Type of outstanding DR (ADRs, GDRs, SDRs, etc.)	Number of outstanding DRs	Number of shares underlying outstanding DRs	Shares underlying outstanding DRs as a percentage of total number of shares {i.e., Grand Total (A)+(B)+(C) indicated in Statement at para (I)(a) above}
1	Nil	0	0	0.00
TOTAL		0	0	0.00



(II)(b) Statement showing holding of Depository Receipts (DRs), where underlying shares held by "promoter/promoter group" are in excess of 1% of the total number of shares

Sr. No.	Name of the DR Holder	Type of outstanding DR (ADRs, GDRs, SDRs, etc.)	Number of shares underlying outstanding DRs	Shares underlying outstanding DRs as a percentage of total number of shares {i.e., Grand Total (A)+(B)+(C) indicated in Statement at para (I)(a) above}
1	NIL	0	0	0.00
TOTAL			0	0.00

