



ATL/SEC/21

February 24, 2017

The Secretary, BSE Ltd. Phiroze Jeejeebhoy Towers, Dalal Street, Mumbai – 400001.	The Secretary, National Stock Exchange of India Ltd, Exchange Plaza, Bandra-Kurla Complex, Bandra (E), Mumbai - 400 051
---	--

Sub: Intimation of Schedule of Road show

Dear Sirs,

Pursuant to Regulation 30(6) and 46(2) of the SEBI (Listing Obligations and Disclosure Requirements) Regulations, 2015, please find below the proposed schedule of “Non Deal Road Show” in which the Company will participate:

Day/Date	Road show organized by	Place
February 27, 2017 (Monday) February 28, 2017 (Tuesday)	UBS	London
March 1, 2017 (Wednesday) to March 6, 2017 (Monday)	UBS	United States

Also, find attached herewith the presentation to be shared at “Non Deal Road Show” in which the Company will participate.

The aforesaid information is also disclosed on the website of the Company i.e www.apolloyres.com.

Please note that the above shall be subject to changes in case of exigencies, if any, on the part of Investors/Company.

This is for your information and records.

Thanking You
Yours Sincerely
For APOLLO TYRES LTD


(SEEMA THAPAR)
Company Secretary



MANAGEMENT PRESENTATION

February 2017

These materials have been prepared by Apollo Tyres Limited together with its subsidiaries (the "Company"), are for informational purposes only and do not constitute a prospectus or an offer document, or form part of an offer, solicitation or invitation of any offer to purchase or subscribe for any securities of the Company in any jurisdiction, nor should these materials or any part thereof form the basis of, or be relied upon in any connection with, any contract, commitment or investment decision whatsoever.

These materials have not been independently verified. No representation or warranty, expressed or implied, is made and no reliance should be placed on the accuracy, fairness or completeness of the information presented or contained in these materials. None of the Company or any of its affiliates, advisers or representatives accepts any liability whatsoever for any loss howsoever arising from any information presented or contained in these materials. The information presented or contained in these materials is subject to change without notice and its accuracy is not guaranteed.

These materials contain statements that constitute forward-looking statements. These statements include descriptions regarding the intent, belief or current expectations of the Company or its management and information currently available with them including with respect to the consolidated results of operations and financial condition of the Company. These statements can be recognized by the use of words such as "expects," "plan," "will," "estimates," "projects," "intends," or words of similar meaning. Such forward-looking statements are not guarantees of future performance and involve risks and uncertainties, and actual results may differ from those in the forward-looking statements as a result of various factors and assumptions. Neither Company nor any of its advisors or representatives, on behalf of the Company assumes any responsibility or obligation to update or revise forward-looking statements to reflect future events or circumstances.

In no event shall the Company be responsible to any person or entity for any loss or damage, whether direct, indirect, incidental, consequential or otherwise, arising out of access or use or dissemination of information contained in this presentation, including, but not limited to, loss of profits.

No representation, warranty, guarantee or undertaking (express or implied) is made as to, and no reliance should be placed on, the accuracy, completeness or correctness of any information, including any projections, estimates, targets and opinions, contained herein, and no liability whatsoever is accepted as to any errors, omissions or misstatements contained herein and, accordingly, none of the Company, its advisors and representative and any of its or their affiliates, officers, directors, employees or agents, and anyone acting on behalf of such persons accepts any responsibility or liability whatsoever, in negligence or otherwise, for any loss or damage, direct, indirect, consequential or otherwise arising directly or indirectly from use of this presentation or its contents or otherwise arising in connection therewith.

This presentation includes certain industry data and projections that have been obtained from industry publications and surveys. Industry publications and surveys and forecasts generally state that the information contained therein has been obtained from sources believed to be reliable, but there is no assurance that the information is accurate or complete. Neither the Company nor any of its advisors or representatives have independently verified any of the data from third-party sources or ascertained the underlying economic assumptions relied upon therein. All industry data and projections contained in this presentation are based on data obtained from the sources cited and involve significant elements of subjective judgment and analysis, which may or may not be correct. For the reasons mentioned above, you should not rely in any way on any of the projections contained in this presentation for any purpose.

The distribution of these materials in certain jurisdictions may be restricted by law and persons into whose possession these materials comes should inform themselves about and observe any such restrictions.

You acknowledge that you will be solely responsible for your own assessment of the market and the market position of the Company and that you will conduct your own analysis and be solely responsible for forming your own view of the potential future performance of the business of the Company. No securities of the Company has been or will be registered under the U.S. Securities Act of 1933, as amended, or with any security regulatory authority of any state or other jurisdiction of the United States and, accordingly, may not be offered, sold, pledged or otherwise transferred within the United States except pursuant to an exemption from registration under the Securities Act or pursuant to an effective registration under the Securities Act and/or any applicable U.S. state or local securities laws.

By accessing this presentation, you accept that this disclaimer and any claims arising out of the use of the information from this presentation shall be governed by the laws of India and only the courts in New Delhi, India, and no other courts, shall have jurisdiction over the same.

	Page #
1 INTRODUCTION	4
2 INDUSTRY OVERVIEW	9
3 COMPANY STRENGTHS	12
4 FINANCIAL OVERVIEW	24
5 KEY STRATEGIES	27
6 APPENDIX	29

VISION 2020

Unlock a world of opportunities.

To be a premier tyre company with a diversified and multinational presence.

PASSION
IN
MOTION
2.0



The following are the values we strive to adhere to

Customer first

- ❖ We believe that our customers and those whom they serve are central to everything we do

Business ethics

- ❖ We act with integrity

Care for society

- ❖ We actively participate in our local communities to address health, safety, environment and community needs

Empowerment

- ❖ We take ownership for our actions and responsibility for results

Communicate openly

- ❖ We are open and transparent in our communication across geographies and levels

One family

- ❖ We celebrate our oneness through building trusting relations, respect for diversity and passion towards common goals

Source: Company information

One of the leading tyre companies in India with global presence

Global tyre company

- ❖ One of the leading tyre companies in India
- ❖ Wide footprint outside India with products exported globally
- ❖ 4 manufacturing plants in India - Oragadam (Tamil Nadu), Limda (Gujarat), Perambra (Kerala) & Kalamassery (Kerala) and 1 in Netherlands - Enschede
 - Setting up a greenfield project in Gyöngyöshalász, Hungary which is expected to start production by April 2017
- ❖ As of December 31, 2016 had 15,925¹ employees

Broad product portfolio

Vehicle

Trucks (heavy commercial vehicles and buses)	✓
Passenger cars (cars, SUVs, vans)	✓
Light trucks (light commercial vehicles and small commercial vehicles)	✓
Farm and other vehicles (agricultural vehicles, OHV and specialty vehicles)	✓
Two wheelers	✓

Research & development capabilities

- ❖ 2 R&D centres: R&D APMEA - Chennai and R&D Europe - Enschede
- ❖ Recently established two satellite R&D centres in Frankfurt, Germany and Bengaluru, India
- ❖ Cooperation with various technical bodies, universities & OEM partners across the world
- ❖ Focus on technological leadership and new product development to grow market share
- ❖ As of December 31, 2016, employed 395² R&D personnel

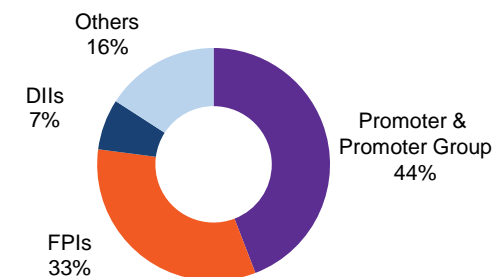


Well known brands

Strong financials

(INRbn)	FY 2016	9MFY 2017
Net sales ³	117.1	97.9
EBITDA ⁴	19.7	14.8
EBITDA ⁴ margin (%)	16.8	15.1

Shareholder base⁵



Source: Company information

Notes:

1. Includes contractual workers

2. 301 employees located in the R&D centres and 94 personnel located at manufacturing facilities

3. Net of excise

4. EBITDA excludes other income & exceptional items

5. As of December 31, 2016 (Source: BSE)

Diversified product portfolio across geographies

	India	Europe and America	Other geographies
Brands			
Product portfolio	<ul style="list-style-type: none"> ❖ Tyres for commercial vehicles, passenger vehicles, farm and other vehicles (agricultural, off highway and speciality vehicles) ❖ Recently entered into two wheeler segment 	<ul style="list-style-type: none"> ❖ Tyres for passenger vehicles, bicycles, industrial and agricultural applications ❖ Niche products (Space master & Air master) ❖ Recent foray into retail and online platform through acquisition of Reifencom 	<ul style="list-style-type: none"> ❖ Tyres for commercial vehicles, passenger vehicles, farm and other vehicles ❖ Focus on increasing presence in the ASEAN, SAARC and the Middle East markets
Manufacturing plants and other office locations	<ul style="list-style-type: none"> ❖ Corporate / India head office: Gurgaon ❖ Manufacturing plants: Oragadam (Tamil Nadu), Limda (Gujarat), Perambra (Kerala) & Kalamassery (Kerala) ❖ R&D centre: APMEA - Chennai & Bengaluru² 	<ul style="list-style-type: none"> ❖ Europe head office: Amsterdam, Netherlands ❖ Manufacturing plants: Enschede, Netherlands and Gyöngyöshalász, Hungary³ ❖ R&D centre: Europe - Enschede & Frankfurt² 	<ul style="list-style-type: none"> ❖ Global marketing office: London ❖ Sales and marketing offices <ul style="list-style-type: none"> - Bangkok, Thailand - Dubai, UAE - Kuala Lumpur, Malaysia - Johannesburg, South Africa - New Jersey, US ❖ Global procurement office: Singapore
Production capacity¹	~1,495 MT/day	~196 MT/day	na
Addition to production capacity underway¹	~400 MT/day	~265 MT/day	na
Retail dealer network¹	~4,900 third party dealers (including ~1,680 exclusive dealers)	~5,800 third party dealers	<ul style="list-style-type: none"> ❖ 120 third party dealers in Thailand, 40 national/regional distributors in rest of ASEAN, 49 distributors in Middle East and Africa, 10 in SAARC and 6 in Oceania

Source: Company information

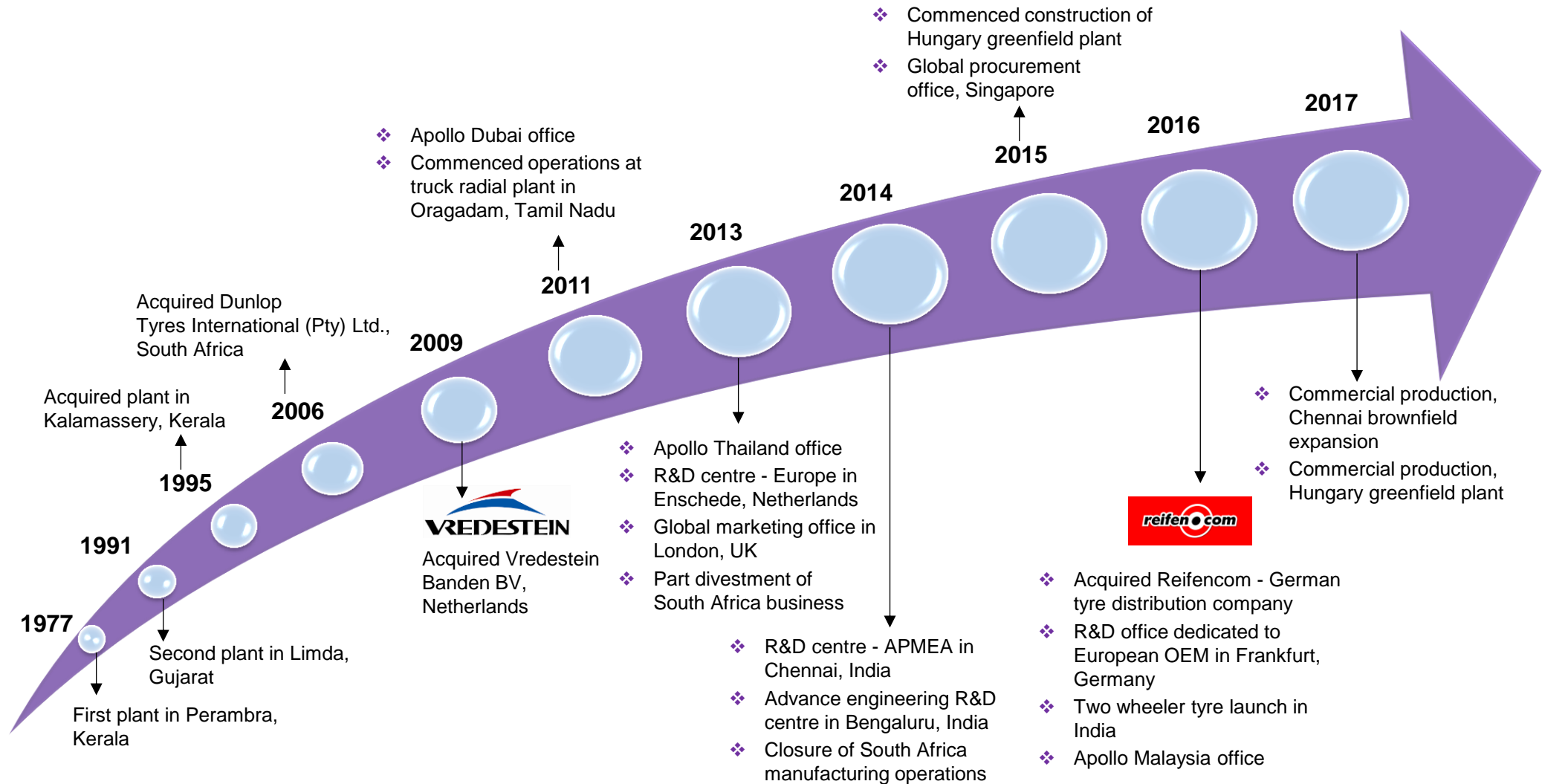
Notes:

1. As of December 31, 2016

2. Satellite R&D centres

3. Setting up a greenfield project in Hungary which is expected to start production by April 2017

Apollo's growth has been driven by a mix of organic and inorganic initiatives

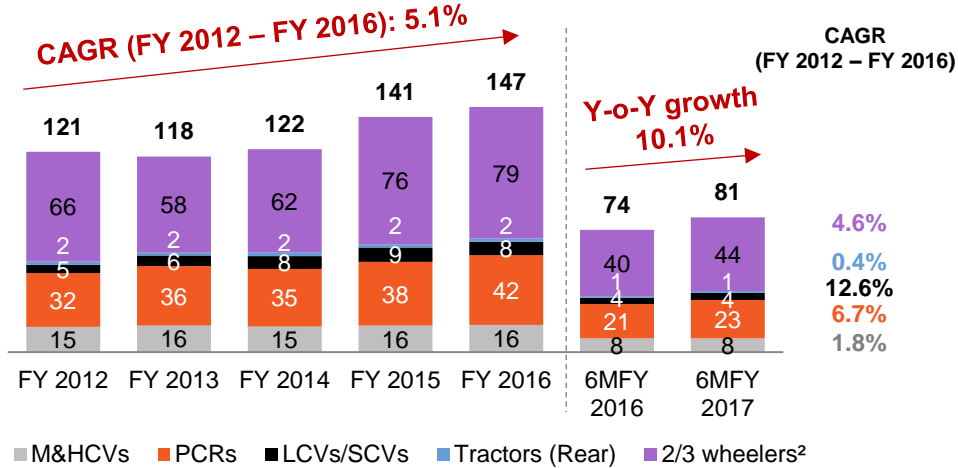


Source: Company information (calendar years)

	Page #
1 INTRODUCTION	4
2 INDUSTRY OVERVIEW	9
3 COMPANY STRENGTHS	12
4 FINANCIAL OVERVIEW	24
5 KEY STRATEGIES	27
6 APPENDIX	29

Sizeable industry...

Tyres available for sale in India¹ (m)



Source: ATMA

Years Gone By

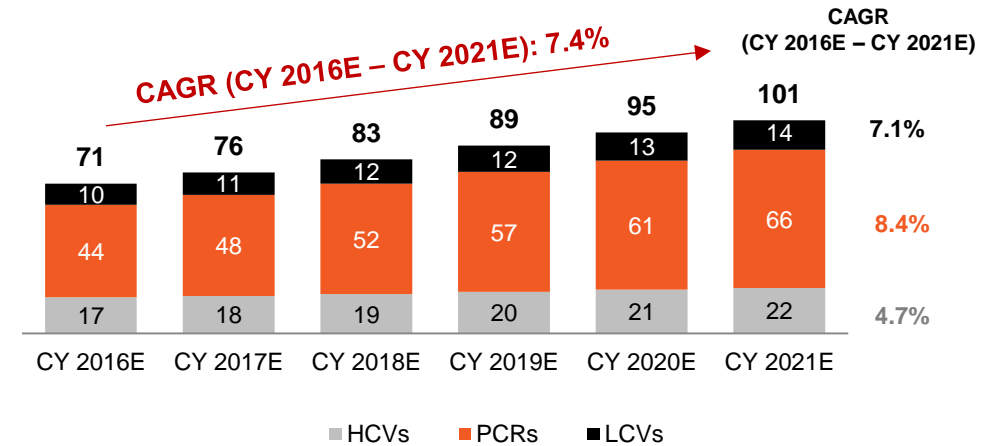
- ❖ Due to softer economic growth, the tyre industry witnessed modest growth from FY 2012 to FY 2016
- ❖ Tyres available for sale in India grew at a CAGR of 5.1% between FY 2012 and FY 2016
- ❖ The passenger car tyre segment witnessed significant growth registering a CAGR of 6.7% between FY 2012 and FY 2016

Notes:

1. Domestic production + Imports - Exports
2. Includes two wheeler scooters, three wheeler scooters and motorcycles/mopeds
3. Administrative system set up by Government of India to determine salaries of government employees

...with positive growth outlook

Tyre sales in India (m)



Source: LMC International

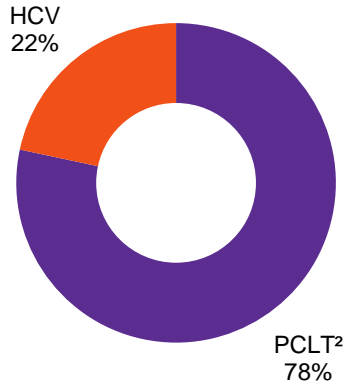
Looking Ahead

- ❖ Economic recovery and increase in vehicle production are expected to drive growth in both replacement and OEM tyre sales
- ❖ Higher wages and salaries driven by the 7th pay commission³ and higher rural incomes are expected to drive demand
- ❖ Government's focus on infrastructure development, better fleet utilization and shift towards larger trucks with more number of tyres is expected to drive CV demand
- ❖ PCR tyre sales is expected to grow at a CAGR of 8.4% between CY 2016 and CY 2021 backed by robust GDP growth, improving purchasing power and Government boost to road infrastructure

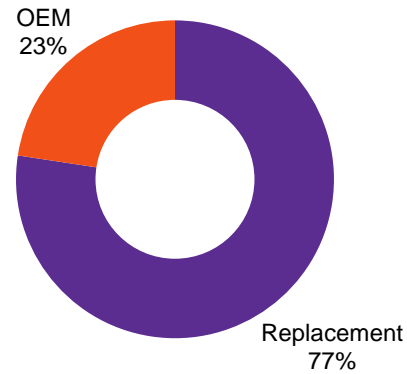
Sizeable industry...

The industry¹ had an estimated turnover of €25bn in CY 2015

Industry¹ revenue split (CY 2015)



Industry¹ channel split³ (CY 2015)



Source: LMC International, Eurostat

Years Gone By

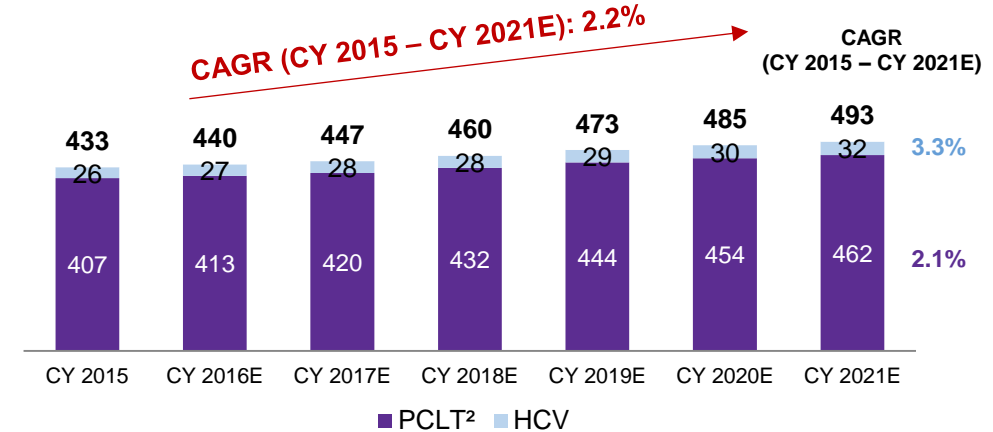
- ❖ European tyre market is one of the largest tyre markets in the world and is primarily focused on high performance tyres, such as winter tyres, run flat tyres, energy efficient and high speed rating tyres
- ❖ The European market is dominated by the PCLT segment which comprised 78% of the total industry revenue in CY 2015
- ❖ Western Europe is the largest tyre market within Europe contributing more than 70% of total European tyre volumes¹ in CY 2015

Notes:

1. Comprises passenger cars, light commercial vehicles and heavy commercial vehicle sales
2. Comprises passenger cars and light commercial vehicles
3. Base on sales (in units)

...with sales reviving

Tyre sales in Europe (m)



Source: LMC International

Looking Ahead

- ❖ The European market is on track for recovery with revival in major markets like Germany
- ❖ PCLT sales is expected to grow at a CAGR of 2.1% from CY 2015 to CY 2021
 - The growth in demand will be supported by increased private consumption, improving labour market and growing real disposable income
- ❖ HCV sales is also expected to grow at a CAGR of 3.3% from CY 2015 to CY 2021
- ❖ Stricter labelling laws in Europe expected to keep Chinese imports under check and support domestic production

		Page #
1	INTRODUCTION	4
2	INDUSTRY OVERVIEW	9
3	COMPANY STRENGTHS	12
4	FINANCIAL OVERVIEW	24
5	KEY STRATEGIES	27
6	APPENDIX	29



1 LEADERSHIP IN THE INDIAN MARKET...



One of the leading players in India with significant market share across product categories

Source: Company estimates based on FY 2016 ATMA data

1 ...WITH WELL POSITIONED GLOBAL BRANDS



Pricing segment	Brand	Primary geography	UHP and winter tyres	Passenger car tyres	Commercial vehicle (Truck & LCV) tyres	Farm vehicle tyres	Off highway vehicle tyres	Bicycle tyres	Two wheeler tyres
Top		Europe	✓	✓		✓	✓	✓	
Medium		India, Europe	✓	✓	✓	✓	✓		✓
Others		India			✓				

Manchester United

- ❖ Formed a branding tie-up with Manchester United Football Club in 2013
- ❖ Starting with a few European countries, the tie-up is now global

Multi-brand strategy across different segments

Source: Company information

2 EXTENSIVE GLOBAL FOOTPRINT...



Global presence in line with our vision of being a significant multinational player

Source: Company information

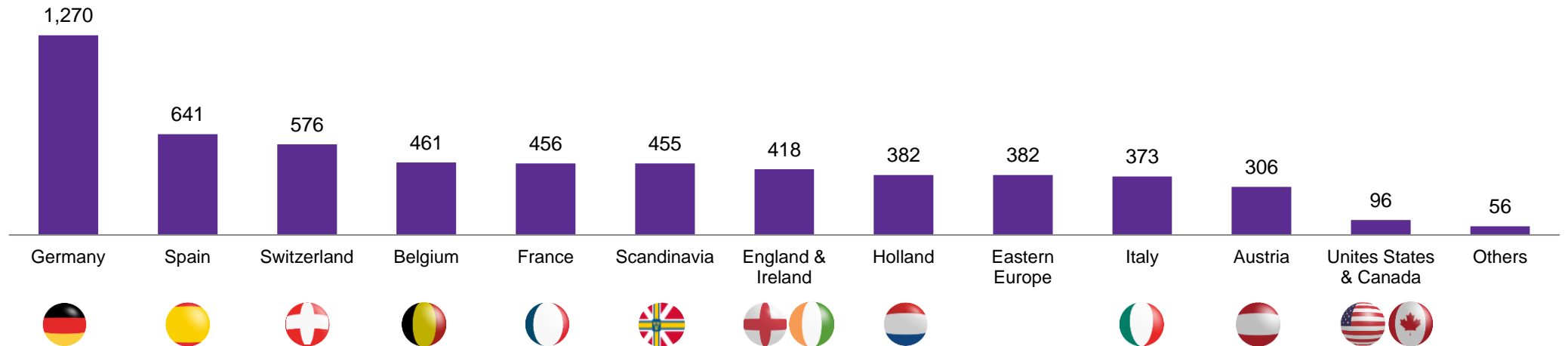
Note:

1. Satellite R&D centres

India	Europe and America	Other geographies
<p>Extensive distribution network in India¹</p> <ul style="list-style-type: none"> ❖ ~4,900 third party dealers (including ~1,680 exclusive dealers) ❖ 150 sales, service and stocking points ❖ 11 regional offices ❖ Wide specialist network: Apollo Super Zone, Apollo Zone, Apollo Commercial Vehicle Zone, Apollo Point 	<p>Distribution network across Europe and America¹</p> <ul style="list-style-type: none"> ❖ ~5,800 third party dealers in Europe and America ❖ 13 European sales offices ❖ Further enhanced presence through acquisition of Reifencom which has 37 stores and significant e-commerce presence 	<p>Expanding distribution network¹</p> <ul style="list-style-type: none"> ❖ 120 third party dealers in Thailand ❖ 40 national/regional distributors in rest of ASEAN ❖ 49 distributors in Middle East and Africa, 10 in SAARC and 6 in Oceania ❖ Focus on increasing presence in the ASEAN, SAARC and the Middle East markets

Apollo Vredestein distribution network

No. of retail outlets



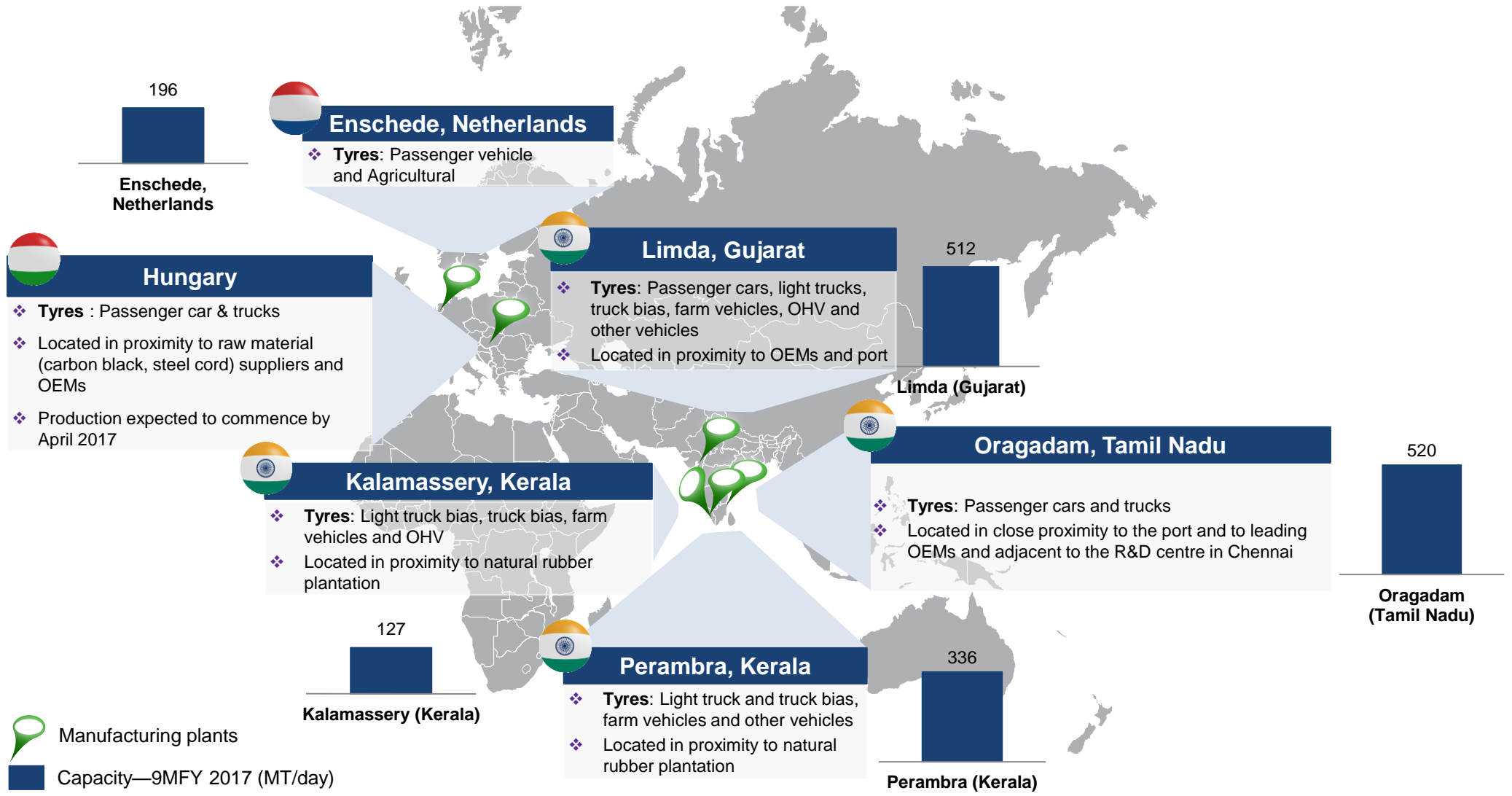
Longstanding relationship with the dealers is a key differentiator for Apollo

Source: Company information

Note:

1. As of December 31, 2016

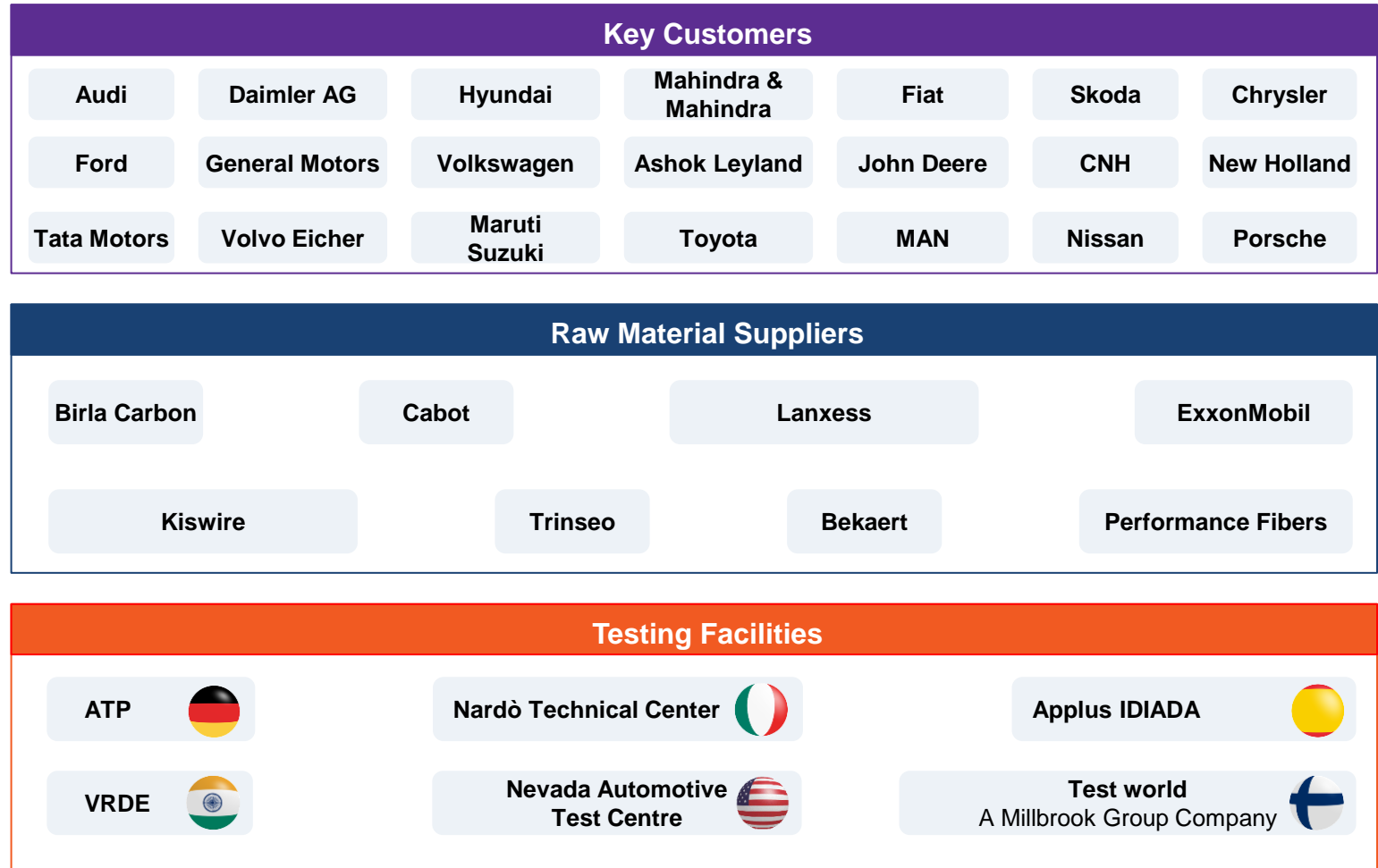
3 STRATEGICALLY LOCATED MANUFACTURING PLANTS



Strategically located manufacturing plants enhance operational efficiency

Source: Company information

4 WELL ESTABLISHED RELATIONSHIPS WITH GLOBAL INDUSTRY PLAYERS



Strong relationships with market leading OEMs, raw material suppliers and testing facilities

Source: Company information

R&D Centre, APMEA, Chennai, India

- ❖ Focused on commercial vehicle, passenger vehicle, off-road and two wheeler tyres
- ❖ Develops products to fulfill R&D needs of APMEA region
- ❖ Developed superior compounds for rolling resistance & cut chip resistance

R&D Centre, Europe, Enschede, Netherlands

- ❖ Focussed on passenger vehicle tyres
- ❖ Developed Space master, a collapsible spare tyre for high end cars
- ❖ Launched Air master, a variable front spoiler made with a special rubber compound that helps in improving aerodynamics
- ❖ Currently exploring the feasibility of usage of alternate materials to substitute natural rubber including the use of recycled materials

Satellite R&D Centres, Frankfurt, Germany and Bengaluru, India

- ❖ Recently established two satellite R&D centres in Frankfurt, Germany and Bengaluru, India
- ❖ The R&D centre in Bengaluru focusses on development of advanced electronic solutions for tyre performance / 'smart' tyres
- ❖ The R&D centre in Frankfurt, Germany, is working towards developing OEM relationships

- ❖ **Focus on new product development to grow market share**
- ❖ **Emphasis on sustainability and conservation**
- ❖ **Research for new transportation solutions with low impact on environment**
- ❖ **Partnership with various technical bodies, universities & OEM partners across the world**
- ❖ **As of December 31, 2016, employed 395¹ R&D personnel**

Commitment to achieve technological leadership

Source: Company information




Note:

1. 301 employees located in the R&D centres and 94 personnel located at manufacturing facilities


Track record of developing new products

<p>High performance winter tyre 215/65 R 16</p>  <p>apollo <i>Alnac 4G winter</i></p>	<p>High performance all season tyre 215/65 R 16</p>  <p>apollo <i>Alnac 4G all season</i></p>	<p>Vredestein Ultrac Satin Tyre</p> 	<p>Apollo Alnac 4G All Season Tyre</p> 
--	--	---	--

Recent tests demonstrate high quality of products

 <p>QUATRAC 5</p>	 <p>SPORTRAC 5</p>	 <p>ULTRAC VORTI</p>
--	---	---

Technological innovations

 <p>Air Master</p>	 <p>Amazer 4G Life</p>	 <p>Space master</p>
--	--	--

Striving to develop innovative and high quality products to meet customer demands

Source: Company information

Board of Directors

Onkar S Kanwar – Chairman & Managing Director



- Accomplished business professional with over four decades of experience
- Served as the President of FICCI and Chairman of the Automotive Tyre Manufacturers' Association in the past
- Presently the Chairman of BRICS Business Council, India

Neeraj Kanwar – Vice Chairman & Managing Director



- Responsible for driving Apollo Tyres' growth over the years
- Instrumental in successfully pursuing operational efficiency and expanding the business across multiple geographies
- Served as Chairman of the Automotive Tyre Manufacturers' Association in the past



Sunam Sarkar
Non-Executive
Non-Independent
Director



Francesco Gori
Non-Executive
Non-Independent
Director



Robert Steinmetz
Non-Executive
Non-Independent
Director



Dr. S Narayan
Non-Executive
Independent Director



Vinod Rai
Non-Executive
Independent Director



Nimesh N Kampani
Non-Executive
Independent Director



Arun K Purwar
Non-Executive
Independent Director



Pallavi Shroff
Non-Executive
Independent Director



Akshay Chudasama
Non-Executive
Independent Director



Vikram S Mehta
Non-Executive
Independent Director



Gen Bikram Singh (Retd.)
Non-Executive
Independent Director



Paul Antony
Nominee Director
(Govt. of Kerala)

Reputed board with diversified experience

Source: Company information

Management Board



Onkar S Kanwar
Chairman & Managing Director



Neeraj Kanwar
Vice Chairman & Managing Director



Sunam Sarkar
President & Chief Business Officer



Satish Sharma
President, APMEA



Mathias Heimann
President, Europe



Robert Steinmetz
Advisor



Francesco Gori
Advisor



K Prabhakar
Chief, Projects



P K Mohamed
Chief Advisor, R&D



Daniele Lorenzetti
Chief Technology Officer



Marco Paracciani
Chief Marketing Officer



Markus Korsten
Chief Manufacturing Officer



Pedro Matos
Chief Quality Officer



Gaurav Kumar
Chief Financial Officer

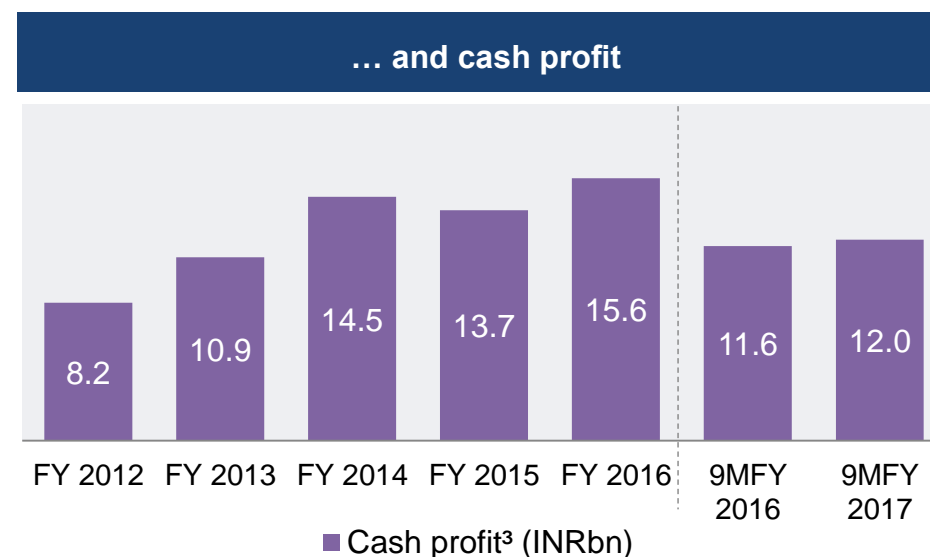
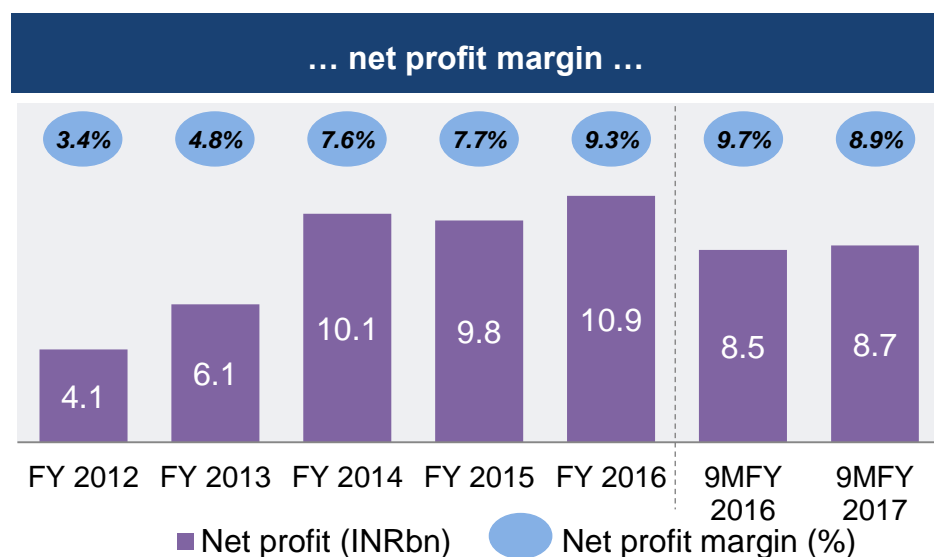
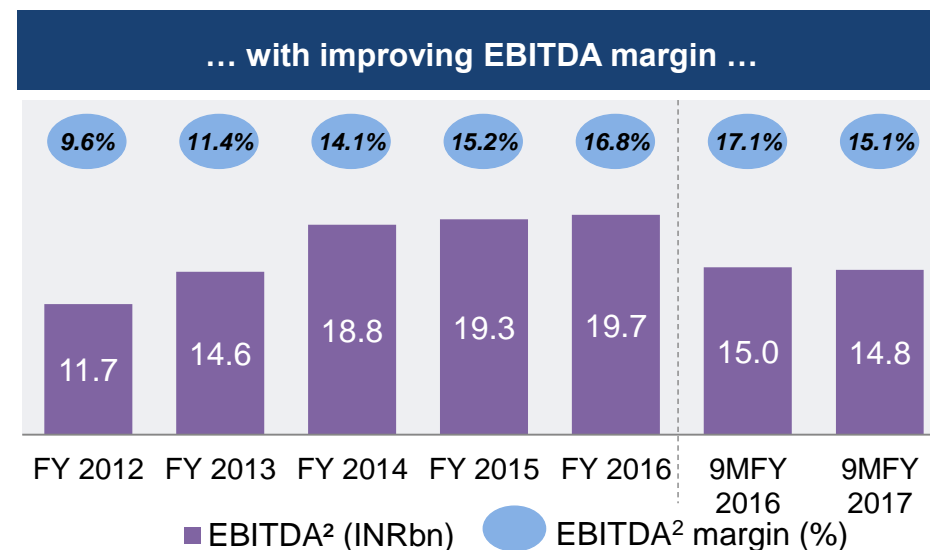
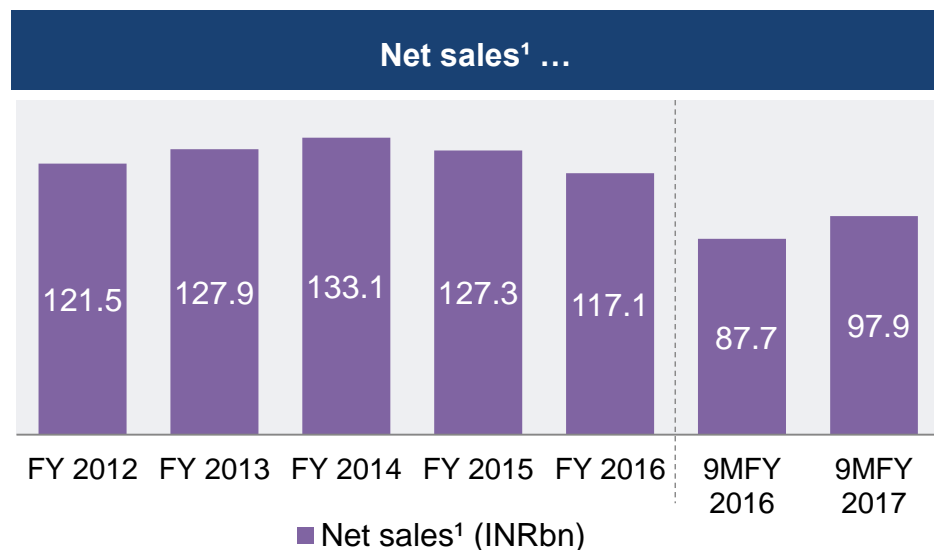


Martha Desmond
Chief Human Resources Officer

Global team with long standing experience in the industry

Source: Company information

		Page #
1	INTRODUCTION	4
2	INDUSTRY OVERVIEW	9
3	COMPANY STRENGTHS	12
4	FINANCIAL OVERVIEW	24
5	KEY STRATEGIES	27
6	APPENDIX	29

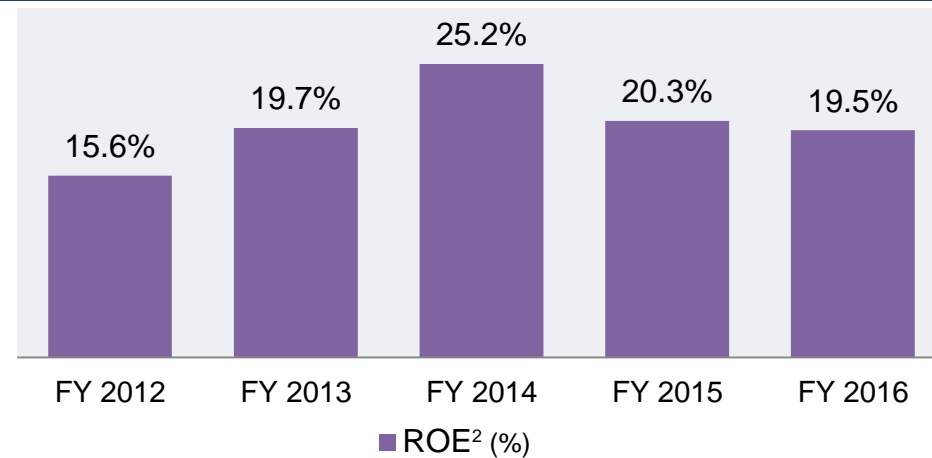
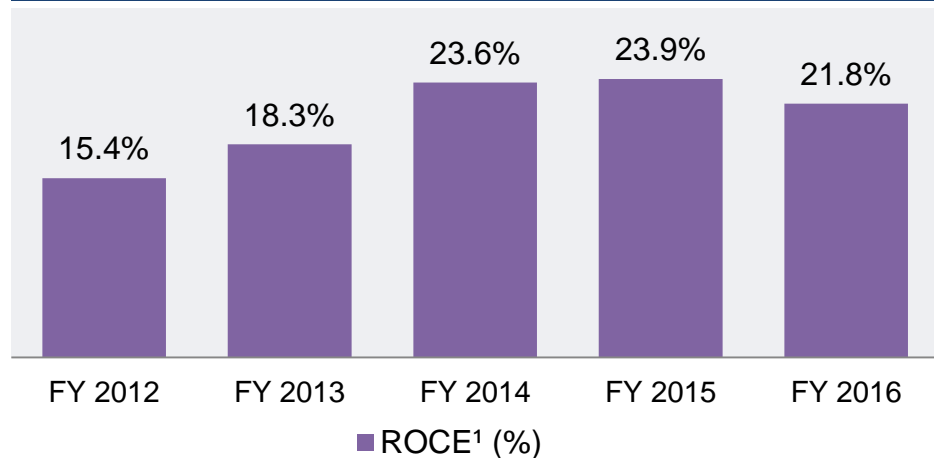


Source: Company filings (9MFY 2017 and 9MFY 2016 unaudited financials as per Ind-AS, FY 2012-FY 2016 audited financials as per IGAAP)

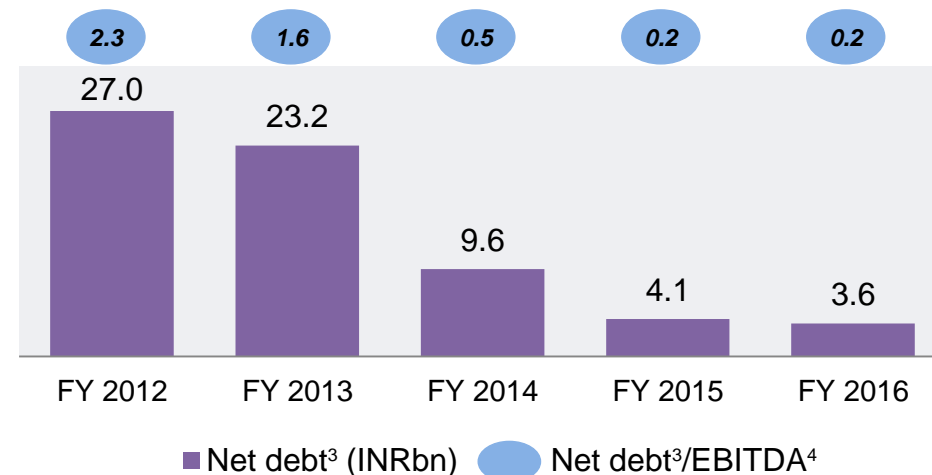
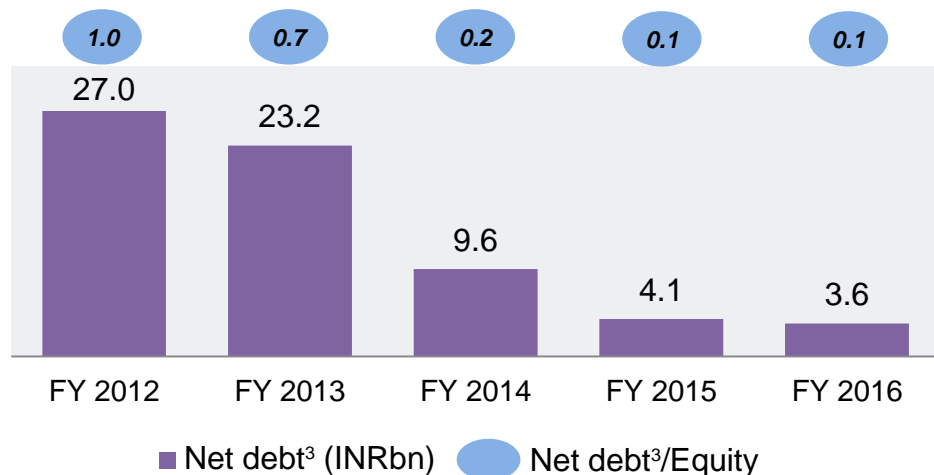
Notes:

1. Net of excise
2. EBITDA excludes other income & exceptional items
3. Cash profit = Net Profit + Depreciation+ Deferred Tax

Healthy return profile ...



... supported by strong balance sheet



Source: Company filings (FY 2012-FY 2016 audited financials as per IGAAP)

Notes:

1. Pre-tax
2. Post-tax

3. Net debt: Long term debt + short term debt + current maturities of long term debt – cash and cash equivalents – investments in inter corporate deposits – current investments
4. EBITDA excludes other income & exceptional items

		Page #
1	INTRODUCTION	4
2	INDUSTRY OVERVIEW	9
3	COMPANY STRENGTHS	12
4	FINANCIAL OVERVIEW	24
5	KEY STRATEGIES	27
6	APPENDIX	29

Maintain leadership position and grow market share in India

- ❖ Positioned to take advantage of the growth in the Indian tyre market
- ❖ Doubling truck and bus radial tyres production capacity at Oragadam, Tamil Nadu plant
- ❖ Augment capacity at Limda, Gujarat plant
- ❖ Optimize the utilization of TBB tyres
- ❖ Grow in new product segments

Premiumization in Europe

- ❖ Aim to substantially increase the share in the premium segment
- ❖ Focus to win in premium distribution channels and grow in core markets including Germany, Austria, Switzerland, Netherlands, Belgium and Luxembourg

Improve cost competitiveness

- ❖ Establishing cost efficient greenfield project in Hungary
- ❖ Scale up operations in India leading to cost optimisation
- ❖ Continue to focus on initiatives to reduce costs and improve productivity

Enhance presence in new markets

- ❖ Established subsidiaries in UAE, Thailand, Malaysia and South Africa to cater to focus markets and adjacent geographies
- ❖ Continue establishing sales and marketing offices in new markets to enhance coverage area

Grow towards global leadership

- ❖ Continue to pursue organic and inorganic growth opportunities in the operating markets and new target markets
- ❖ Continue to invest to increase capacity, enhance product offerings and expand distribution network

Continue to focus on R&D initiatives

- ❖ Continue to partner with OEMs and other industry participants to address the evolving technological, regulatory and aesthetic requirements of the customers
- ❖ Continue to focus on developing products that reduce the adverse impact on the environment

	Page #
1 INTRODUCTION	4
2 INDUSTRY OVERVIEW	9
3 COMPANY STRENGTHS	12
4 FINANCIAL OVERVIEW	24
5 KEY STRATEGIES	27
6 APPENDIX	29

LIST OF ABBREVIATIONS



APMEA	Asia Pacific Middle East and Africa Group	M&HCV	Medium and Heavy Commercial Vehicles
ASEAN	Association of Southeast Asian Nations	OEM	Original Equipment Manufacturer
ATMA	Automotive Tyre Manufacturers' Association	OHV	Off Highway Vehicle
BRICS	Brazil, Russia, India, China and South Africa	PCLT	Passenger Car and Light Commercial Vehicle
CV	Commercial Vehicle	PCR	Passenger Car Radials
CY	Calendar Year (January – December)	R&D	Research & Development
DII	Domestic Institutional Investor	ROCE	Return on Capital Employed
EBITDA	Earnings Before Interest, Tax, Depreciation and Amortization	ROE	Return on Equity
FICCI	Federation of Indian Chambers of Commerce	SAARC	South Asian Association for Regional Cooperation
FPI	Foreign Portfolio Investor	SCV	Small Commercial Vehicle
FY	Fiscal Year (April – March)	SUV	Sports Utility Vehicle
GDP	Gross Domestic Product	TBB	Truck and Bus Bias
HCV	Heavy Commercial Vehicles	TBR	Truck and Bus Radial
LCV	Light Commercial Vehicles	UHP	Ultra High Performance

Thanks



<http://www.apollotyres.com>



7, Institutional Area, Sector 32, Gurgaon 122001



investors@apolloytyres.com



Board Line: +91-124-2721-000

