



## Introductory sub-table (I)(a)


Name of the Company: Bajaj Finserv Ltd.			
Scrip Code, Name of the scrip, class of security: 532978,BAJAJFINS,EQUITY			
Quarter ended: 30-June-2015			
<b>Partly paid-up shares:-</b>			
	No. of partly paid-up shares	As a % of total no. of partly paid-up shares	As a % of total no. of shares of the company
Held by promoter/promoter group		#DIV/0!	0
Held by public		#DIV/0!	0
<b>Total</b>	<b>0</b>	<b>#DIV/0!</b>	<b>0</b>
<b>Outstanding convertible securities:</b>			
	No. of outstanding securities	As a % of total no. of outstanding convertible securities	As a % of total no. of shares of the company, assuming full conversion of the convertible securities
Held by promoter/promoter group		#DIV/0!	0
Held by public		#DIV/0!	0
<b>Total</b>	<b>0</b>	<b>#DIV/0!</b>	<b>0</b>
<b>Warrants:-</b>			
	No. of warrants	As a % of total no. of warrants	As a % of total no. of shares of the company, assuming full conversion of warrants
Held by promoter/promoter group		#DIV/0!	0
Held by public		#DIV/0!	0
<b>Total</b>	<b>0</b>	<b>#DIV/0!</b>	<b>0</b>
<b>Total paid-up capital of the company, assuming full conversion of warrants and convertible securities</b>		<b>159125184</b>	<b>0</b>




Statement Showing Shareholding Pattern								
Category code	Category of Shareholder	Number of Shareholders	Table (I)(a)				Shares Pledged or otherwise encumbered	
			Total number of shares	Number of shares held in dematerialized form	Total shareholding as a percentage of total number of shares		Number of shares	As a percentage
					As a percentage of(A+B) <sup>1</sup>	As a percentage of (A+B+C)		
(I)	(II)	(III)	(IV)	(V)	(VI)	(VII)	(VIII)	(IX)=(VIII)/(IV)*100
(A)	<b>Shareholding of Promoter and Promoter Group<sup>2</sup></b>							
1	<b>Indian</b>							
(a)	Individuals/ Hindu Undivided Family	38	83,00,905	83,00,905	5.22	5.22		0.00
(b)	Central Government/ State Government(s)				0.00	0.00		#DIV/0!
(c)	Bodies Corporate	17	8,45,51,878	8,45,51,878	53.15	53.14		0.00
(d)	Financial Institutions/ Banks				0.00	0.00		#DIV/0!
(e)	Any Others(Specify)				0.00	0.00		#DIV/0!
(e-i)					0.00	0.00		#DIV/0!
(e-ii)					0.00	0.00		#DIV/0!
	<b>Sub Total(A)(1)</b>	<b>55</b>	<b>9,28,52,783</b>	<b>9,28,52,783</b>	<b>58.37</b>	<b>58.35</b>	<b>0</b>	<b>0.00</b>
2	<b>Foreign</b>							
a	Individuals (Non-Residents Individuals/ Foreign Individuals)				0.00	0.00		#DIV/0!
b	Bodies Corporate				0.00	0.00		#DIV/0!
c	Institutions				0.00	0.00		#DIV/0!
d	Qualified Foreign Investor				0.00	0.00		#DIV/0!
e	Any Others(Specify)				0.00	0.00		#DIV/0!
e-i					0.00	0.00		#DIV/0!
e-ii					0.00	0.00		#DIV/0!
	<b>Sub Total(A)(2)</b>				<b>0.00</b>	<b>0.00</b>	<b>0</b>	<b>#DIV/0!</b>
	<b>Total Shareholding of Promoter and Promoter Group (A)= (A)(1)+(A)(2)</b>	<b>55</b>	<b>9,28,52,783</b>	<b>9,28,52,783</b>	<b>58.37</b>	<b>58.35</b>	<b>0</b>	<b>0.00</b>
(B)	<b>Public shareholding</b>							
1	<b>Institutions</b>							
(a)	Mutual Funds/ UTI	65	79,58,016	79,57,141	5.00	5.00		
(b)	Financial Institutions/ Banks	27	43,563	33,168	0.03	0.03		
(c)	Central Government/ State Government(s)				0.00	0.00		
(d)	Venture Capital Funds				0.00	0.00		
(e)	Insurance Companies	17	44,23,287	44,22,987	2.78	2.78		
(f)	Foreign Institutional Investors	102	1,14,18,802	1,14,17,377	7.18	7.18		
(g)	Foreign Venture Capital Investors				0.00	0.00		
(h)	Qualified Foreign Investor				0.00	0.00		
(i)	Any Other (specify)				0.00	0.00		
(i-ii)	Foreign Portfolio Investors	17	9,30,716	9,30,716	0.00	0.00		
(i-ii)					0.00	0.00		
	<b>Sub-Total (B)(1)</b>	<b>228</b>	<b>2,47,74,384</b>	<b>2,47,61,389</b>	<b>15.57</b>	<b>15.57</b>		



<b>B 2</b>	<b>Non-institutions</b>							
(a)	Bodies Corporate	889	1,43,91,695	1,19,67,561	9.05	9.04		
(b)	Individuals				0.00	0.00		
I	Individuals -i. Individual shareholders holding nominal share capital up to Rs 1 lakh	43,101	1,16,54,090	1,02,38,697	7.33	7.32		
II	ii. Individual shareholders holding nominal share capital in excess of Rs. 1 lakh.	155	1,31,89,581	76,53,786	8.29	8.29		
(c)	Qualified Foreign Investor				0.00	0.00		
(d)	Any Other (specify)				0.00	0.00		
(d-i)	Foreign Nationals				0.00	0.00		
(d-ii)	Non Resident Indians	913	7,46,355	7,33,845	0.47	0.47		
(d-iii)	Overseas Corporate Bodies	2	675	-	0.00	0.00		
(d-iv)	Foreign Bodies - DR	1	2,176	2,176	0.00	0.00		
(d-v)	Trust	17	11,81,975	11,81,975	0.74	0.74		
(d-vi)	Clearing Members	108	2,90,338	2,90,338	0.18	0.18		
	<b>Sub-Total (B)(2)</b>	<b>45,186</b>	<b>4,14,56,885</b>	<b>3,20,68,378</b>	<b>26.06</b>	<b>26.05</b>		
<b>(B)</b>	<b>Total Public Shareholding (B)= (B)(1)+(B)(2)</b>	<b>45,414</b>	<b>6,62,31,269</b>	<b>5,68,29,767</b>	<b>41.63</b>	<b>41.62</b>		
	<b>TOTAL (A)+(B)</b>	<b>45,469</b>	<b>15,90,84,052</b>	<b>14,96,82,550</b>	<b>100.00</b>	<b>99.97</b>		
<b>(C)</b>	<b>Shares held by Custodians and against which Depository Receipts have been issued</b>							
1	Promoter and Promoter Group				0.00			#DIV/0!
2	Public	1	41,132	41,132	0.03			
	<b>Sub-Total (C)</b>	<b>1</b>	<b>41,132</b>	<b>41,132</b>	<b>0.03</b>	<b>0</b>		
	<b>GRAND TOTAL (A)+(B)+(C)</b>	<b>45,470</b>	<b>15,91,25,184</b>	<b>14,97,23,682</b>	<b>100.00</b>	<b>0</b>	<b>0.00</b>	




Sr.No	Notes
1	
2	
3	
4	
5	
6	
7	
8	
9	




(1)(b) Statement showing holding of securities (including shares, warrants, convertible securities) of persons belonging to the category "Promoter and Promoter Group"											
Sr.	Name of the shareholder	Details of Shares held		Encumbered shares (*)			Details of warrants		Details of convertible securities		Total shares (including underlying shares assuming full conversion of warrants and convertible securities) as a % of diluted share capital
		Number of shares held	As a % of grand total (A)+(B)+(C)	No.	As a percentage	As a % of grand total (A)+(B)+(C) of sub-clause (I)(a)	Number of warrants held	As a % total number of warrants of the same class	Number of convertible securities held	As a % total number of convertible securities of the same class	
No.	(i)	(ii)	(iii)	(iv)	(v) = (vi)/(iii)*100	(vi)	(vii)	(ix)	(x)	(xi)	(xii)
1	ANANT BAJAJ	4,97,107	0.31	0	0.00	0.00	0	#DIV/0!	0	#DIV/0!	0.31
2	DEEPA BAJAJ	11,675	0.01	0	0.00	0.00	0	#DIV/0!	0	#DIV/0!	0.01
3	GEETIKA BAJAJ	20,700	0.01	0	0.00	0.00	0	#DIV/0!	0	#DIV/0!	0.01
4	KIRAN BAJAJ	4,24,725	0.27	0	0.00	0.00	0	#DIV/0!	0	#DIV/0!	0.27
5	KRITI BAJAJ	38,500	0.02	0	0.00	0.00	0	#DIV/0!	0	#DIV/0!	0.02
6	KUMUD BAJAJ	5,33,434	0.34	0	0.00	0.00	0	#DIV/0!	0	#DIV/0!	0.34
7	MADHUR BAJAJ	9,33,716	0.59	0	0.00	0.00	0	#DIV/0!	0	#DIV/0!	0.59
8	MINAL BAJAJ	74,700	0.05	0	0.00	0.00	0	#DIV/0!	0	#DIV/0!	0.05
9	NEELIMA BAJAJ SWAMY	3,05,519	0.19	0	0.00	0.00	0	#DIV/0!	0	#DIV/0!	0.19
10	NIMISHA JAIPURIA	1,81,285	0.11	0	0.00	0.00	0	#DIV/0!	0	#DIV/0!	0.11
11	NIRAJ BAJAJ	13,90,938	0.87	0	0.00	0.00	0	#DIV/0!	0	#DIV/0!	0.87
12	NIRAVNAYAN BAJAJ	2,05,866	0.13	0	0.00	0.00	0	#DIV/0!	0	#DIV/0!	0.13
13	RAHULKUMAR BAJAJ	16,62,685	1.04	0	0.00	0.00	0	#DIV/0!	0	#DIV/0!	1.04
14	RAJIVNAYAN BAJAJ	3,450	0.00	0	0.00	0.00	0	#DIV/0!	0	#DIV/0!	0.00
15	RISHABNAYAN BAJAJ	9,400	0.01	0	0.00	0.00	0	#DIV/0!	0	#DIV/0!	0.01
16	SANJALI BAJAJ	10,100	0.01	0	0.00	0.00	0	#DIV/0!	0	#DIV/0!	0.01
17	SANJIVNAYAN BAJAJ	4,65,024	0.29	0	0.00	0.00	0	#DIV/0!	0	#DIV/0!	0.29
18	SHEFALI BAJAJ	11,000	0.01	0	0.00	0.00	0	#DIV/0!	0	#DIV/0!	0.01
19	SHEKHAR BAJAJ	7,01,440	0.44	0	0.00	0.00	0	#DIV/0!	0	#DIV/0!	0.44
20	SIDDHANTNAYAN BAJAJ	8,300	0.01	0	0.00	0.00	0	#DIV/0!	0	#DIV/0!	0.01
21	SUMAN JAIN	5,75,904	0.36	0	0.00	0.00	0	#DIV/0!	0	#DIV/0!	0.36
22	SUNAINA KEJRIWAL	2,35,437	0.15	0	0.00	0.00	0	#DIV/0!	0	#DIV/0!	0.15
23	BACHHRAJ AND COMPANY PRIVATE LIM	20,41,478	1.28	0	0.00	0.00	0	#DIV/0!	0	#DIV/0!	1.28
24	BACHHRAJ FACTORIES PRIVATE LIMITE	10,78,787	0.68	0	0.00	0.00	0	#DIV/0!	0	#DIV/0!	0.68
25	BAJAJ AUTO HOLDINGS LIMITED	2,09,005	0.13	0	0.00	0.00	0	#DIV/0!	0	#DIV/0!	0.13
26	BAJAJ HOLDINGS AND INVESTMENT LTD	6,23,14,214	39.16	0	0.00	0.00	0	#DIV/0!	0	#DIV/0!	39.16
27	BAJAJ SEVASHRAM PRIVATE LTD	23,55,605	1.48	0	0.00	0.00	0	#DIV/0!	0	#DIV/0!	1.48
28	BARODA INDUSTRIES PRIVATE LIMITED	9,19,001	0.58	0	0.00	0.00	0	#DIV/0!	0	#DIV/0!	0.58
29	HERCULES HOISTS LIMITED	92,063	0.06	0	0.00	0.00	0	#DIV/0!	0	#DIV/0!	0.06
30	THE HINDUSTAN HOUSING COMPANY LT	8,000	0.01	0	0.00	0.00	0	#DIV/0!	0	#DIV/0!	0.01
31	JAMNALAL SONS PRIVATE LIMITED	1,51,10,824	9.50	0	0.00	0.00	0	#DIV/0!	0	#DIV/0!	9.50
32	KAMALNAYAN INVESTMENT & TRADING P	61,200	0.04	0	0.00	0.00	0	#DIV/0!	0	#DIV/0!	0.04
33	MADHUR SECURITIES PVT LTD	40,700	0.03	0	0.00	0.00	0	#DIV/0!	0	#DIV/0!	0.03
34	NIRAJ HOLDINGS PVT LTD	10,300	0.01	0	0.00	0.00	0	#DIV/0!	0	#DIV/0!	0.01
35	RAHUL SECURITIES PVT LTD	1,43,000	0.09	0	0.00	0.00	0	#DIV/0!	0	#DIV/0!	0.09
36	RUPA EQUITIES PRIVATE LIMITED	1,37,400	0.09	0	0.00	0.00	0	#DIV/0!	0	#DIV/0!	0.09
37	SHEKHAR HOLDINGS PVT LTD	30,300	0.02	0	0.00	0.00	0	#DIV/0!	0	#DIV/0!	0.02
	<b>TOTAL</b>	<b>9,28,52,783</b>	<b>58.35</b>	<b>0</b>	<b>0.00</b>	<b>0.00</b>	<b>0</b>	<b>#DIV/0!</b>	<b>0</b>	<b>#DIV/0!</b>	<b>58.35</b>


(\*) The term "encumbrance" has the same meaning as assigned to it in regulation 28(3) of the SAST Regulations, 2011




(D)(c)(i) Statement showing holding of securities (including shares, warrants, convertible securities) of persons belonging to the category "Public" and holding more than 1% of the total number of shares								
Sr. No.	Name of the shareholder	Number of shares held	Shares as a percentage of total number of shares (i.e., Grand Total (A)+(B)+(C) indicated in Statement at para (I)(a) above)	Details of warrants		Details of convertible securities		Total shares (including underlying shares assuming full conversion of warrants and convertible securities) as a % of diluted share capital
				Number of warrants held	As a % total number of warrants of the same class	Number of convertible securities held	% w.r.t total number of convertible securities of the same class	
1	M/S JAYA HIND INVESTMENTS PRIVATE LIMITED	63,94,663	4.02	0	#DIV/0!	0	#DIV/0!	4.02
2	LIFE INSURANCE CORPORATION OF INDIA	39,72,911	2.50	0	#DIV/0!	0	#DIV/0!	2.50
3	MAHARASHTRA SCOOTERS LIMITED	37,25,740	2.34	0	#DIV/0!	0	#DIV/0!	2.34
4	ICICI PRUDENTIAL FOCUSED BLUECHIP EQUITY FUND	20,36,788	1.28	0	#DIV/0!	0	#DIV/0!	1.28
5	SIKKIM JANSEWA PRATISTHAN PVT LTD	20,12,953	1.27	0	#DIV/0!	0	#DIV/0!	1.27
6	ASHOKA PTE LTD	19,38,247	1.22	0	#DIV/0!	0	#DIV/0!	1.22
<b>TOTAL</b>		<b>2,00,81,392</b>	<b>12.62</b>	<b>0</b>	<b>#DIV/0!</b>	<b>0</b>	<b>#DIV/0!</b>	<b>12.62</b>



(1)(c)(ii) Statement showing holding of securities (including shares, warrants, convertible securities) of persons (together with PAC) belonging to the category "Public" and holding more than 5% of the total number of shares of the company								
Sr. No.	Name(s) of the shareholder(s) and the Persons Acting in Concert (PAC) with them	Number of shares	Shares as a percentage of total number of shares {i.e., Grand Total (A)+(B)+(C) indicated in Statement at para (1)(a) above;	Details of warrants		Details of convertible securities		Total shares (including underlying shares assuming full conversion of warrants and convertible securities) as a % of diluted share capital
				Number of warrants	As a % total number of warrants of the same class	Number of convertible securities held	% w.r.t total number of convertible securities of the same class	
1	NIL	0	0.00	0	#DIV/0!	0	#DIV/0!	0
<b>TOTAL</b>		<b>0</b>	<b>0.00</b>	<b>0</b>	<b>#DIV/0!</b>	<b>0</b>	<b>#DIV/0!</b>	<b>0</b>




(D)(d) Statement showing details of locked-in shares			
Sr. No.	Name of the shareholder	Number of locked-in shares	Locked-in shares as a percentage of total number of shares {i.e., Grand Total (A)+(B)+(C) indicated in Statement at para (D)(a) above}
1	NIL	0	0.00
<b>TOTAL</b>		<b>0</b>	<b>0.00</b>





(II)(a) Statement showing details of Depository Receipts (DRs)				
Sr. No.	Type of outstanding DR (ADRs, GDRs, SDRs, etc.)	Number of outstanding DRs	Number of shares underlying outstanding DRs	Shares underlying outstanding DRs as a percentage of total number of shares {i.e., Grand Total (A)+(B)+(C) indicated in Statement at para (I)(a) above}
1	GDR	1	41,132	0.03
<b>TOTAL</b>		<b>1</b>	<b>41,132</b>	<b>0.03</b>



<b>(II)(b) Statement showing holding of Depository Receipts (DRs), where underlying shares held by "promoter/promoter group" are in excess of 1% of the total number of shares</b>				
Sr. No.	Name of the DR Holder	Type of outstanding DR (ADRs, GDRs, SDRs, etc.)	Number of shares underlying outstanding DRs	Shares underlying outstanding DRs as a percentage of total number of shares {i.e., Grand Total (A)+(B)+(C) indicated in Statement at para (I)(a) above}
1	NIL	0	0	0.00
<b>TOTAL</b>			<b>0</b>	<b>0.00</b>

