

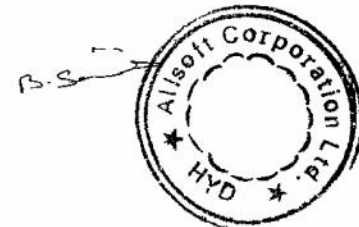
Statement Showing Shareholding Pattern

Table (I)(a)

Name of the Company: ALLSOFT CORPORATION LIMITED

Quarter ended: 30th September, 2015

Category code	Category of Shareholder	Number of Shareholders	Total number of shares	Number of shares held in dematerialized form	Total shareholding as a percentage of total number of shares		Shares Pledged or otherwise encumbered	
					As a percentage of (A+B) ¹ (VI)	As a percentage of (A+B+C) (VII)	Number of shares (VIII)	As a percentage (IX) = (VIII)/(IV)*100
(I)	(II)	(III)	(IV)	(V)	(VI)	(VII)	(VIII)	(IX)
(A)	Shareholding of Promoter and Promoter Group²							
1	Indian							
(a)	Individuals/ Hindu Undivided Family	141	1542800	266500	15.05	15.05	0	0.00
(b)	Central Government/ State Government(s)				0.00	0.00		0.00
(c)	Bodies Corporate	2	80000	0	0.78	0.78	0	0.00
(d)	Financial Institutions/ Banks				0.00	0.00		0.00
(e)	Any Others(Specify)				0.00	0.00		0.00
(e-i)					0.00	0.00		0.00
(e-ii)					0.00	0.00		0.00
	Sub Total(A)(1)	143	1622800	266500	15.83	15.83	0	0.00
2	Foreign							
a	Individuals (Non-Residents Individuals/ Foreign Individuals)				0.00	0.00		0.00
b	Bodies Corporate				0.00	0.00		0.00
c	Institutions				0.00	0.00		0.00
d	Any Others(Specify)				0.00	0.00		0.00
d-i					0.00	0.00		0.00
d-ii					0.00	0.00		0.00
	Sub Total(A)(2)	0	0	0	0.00	0.00	0	0.00
	Total Shareholding of Promoter and Promoter Group (A) = (A)(1)+(A)(2)	143	1622800	266500	15.83	15.83	0	0.00
(B)	Public shareholding							
1	Institutions							
(a)	Mutual Funds/ UTI	0	0	0	0.00	0.00		
(b)	Financial Institutions/ Banks	0	0	0	0.00	0.00		
(c)	Central Government/ State Government(s)				0.00	0.00		
(d)	Venture Capital Funds				0.00	0.00		
(e)	Insurance Companies				0.00	0.00		
(f)	Foreign Institutional Investors	0	0	0	0.00	0.00		
(g)	Foreign Venture Capital Investors				0.00	0.00		
(h)	Any Other (specify)				0.00	0.00		
(h-i)					0.00	0.00		
(h-ii)					0.00	0.00		
	Sub-Total (B)(1)	0	0	0	0.00	0.00		
B 2	Non-institutions							
(a)	Bodies Corporate	25	1533240	1047740	14.95	14.95		
(b)	Individuals				0.00	0.00		
I	Individuals -i. Individual shareholders holding nominal share capital up to Rs 1 lakh	1207	1994253	1008973	19.45	19.45		
II	ii. Individual shareholders holding nominal share capital in excess of Rs. 1 lakh.	77	5099857	1982237	49.74	49.74		
(c)	Any Other (NRIS)	2	3600	3600	0.04	0.04		
(c-i)		0	0	0	0.00	0.00		
(c-ii)					0.00	0.00		
	Sub-Total (B)(2)	1311	8630950	4042550	84.17	84.17		
(B)	Total Public Shareholding (B) = (B)(1)+(B)(2)	1311	8630950	4042550	84.17	84.17		
	TOTAL (A)+(B)	1454	10253750	4309050	100.00	100.00		
(C)	Shares held by Custodians and against which Depository Receipts have been issued							
1	Promoter and Promoter Group					0.00		0.00
2	Public					0.00		
	Sub-Total (C)	0	0	0		0.00	0	
	GRAND TOTAL (A)+(B)+(C)	1454	10253750	4309050		100.00	0	0.00



Introductory sub-table (I)(a)

Name of the Company: ALLSOFT CORPORATION LIMITED

Scrip Code, Name of the scrip, class of security: 532327, ALLSOFT, EQUITY


Quarter ended: 30th September, 2015

Partly paid-up shares:-	No. of partly paid-up shares	As a % of total no. of partly paid-up shares	As a % of total no. of shares of the company
Held by promoter/promoter group	0	0	0
Held by public	0	0	0
Total - D	0	0	0

Outstanding convertible securities: No. of outstanding securities	As a % of total no. of outstanding convertible securities	As a % of total no. of shares of the company, assuming full conversion of the convertible securities
Held by promoter/promoter group	0	0
Held by public	0	0
Total - E	0	0

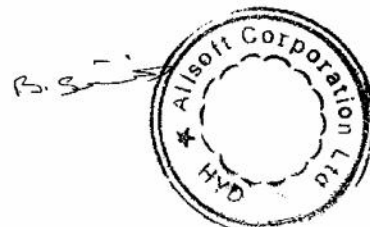
Warrants:-	No. of warrants	As a % of total no. of warrants	As a % of total no. of shares of the company, assuming full conversion of warrants
Held by promoter/promoter group	0	0	0
Held by public	0	0	0
Total - F	0	0	0

Total paid-up capital of the company, assuming full conversion of warrants and convertible securities (Grand Total (A+B+C)+ D+E+F)	10253750	100
--	-----------------	------------




(1)(b) Statement showing holding of securities (including shares, warrants, convertible securities) of persons belonging to the category "Promoter and Promoter Group" as on 30th September, 2015

Sr. No.	Name of the shareholder	Total shares held		Shares pledged or otherwise encumbered			Details of warrants		Details of convertible securities		Total shares (including underlying shares assuming full conversion of warrants and convertible securities) as a % of diluted share capital
		Number of shares	As a % of grand total (A)+(B)+(C)	Number	As a percentage	As a % of grand total (A)+(B)+(C) of sub-clause (I)(a)	Number of warrants held	As a % total number of warrants of the same class	Number of convertible securities held	As a % total number of convertible securities of the same class	
(i)	(ii)	(iii)	(iv)	(v)	(vi)=(v)/(iii)*100	(vii)	(viii)	(ix)	(x)	(xi)	(xii)
1	KOMARAJAH MALKA	200000	1.95	0	0.00	0.00	0	0.00	0	0.00	1.95
2	T S KOHLI	191600	1.87	0	0.00	0.00	0	0.00	0	0.00	1.87
3	PREETHI SANGHANI	133450	1.30	0	0.00	0.00	0	0.00	0	0.00	1.30
4	G S KOHLI	122000	1.19	0	0.00	0.00	0	0.00	0	0.00	1.19
5	T S KOHLI	122000	1.19	0	0.00	0.00	0	0.00	0	0.00	1.19
6	A.V.SRINIVAS RAO	118700	1.16	0	0.00	0.00	0	0.00	0	0.00	1.16
7	RESHMIKANT PATEL	58800	0.57	0	0.00	0.00	0	0.00	0	0.00	0.57
8	AVATAR S KOHLI	54500	0.53	0	0.00	0.00	0	0.00	0	0.00	0.53
9	V.V.CIRCUITS LIMITED	50000	0.49	0	0.00	0.00	0	0.00	0	0.00	0.49
10	SUBASH AKULA	38500	0.36	0	0.00	0.00	0	0.00	0	0.00	0.36
11	S.E.SHYAM SUNDER	30000	0.29	0	0.00	0.00	0	0.00	0	0.00	0.29
12	NAVAKETAN CON LIMITED	30000	0.29	0	0.00	0.00	0	0.00	0	0.00	0.29
13	MALKA KOMARAJAH	30000	0.29	0	0.00	0.00	0	0.00	0	0.00	0.29
14	D NAGESWARA RAO	20000	0.20	0	0.00	0.00	0	0.00	0	0.00	0.20
15	A SUBHASH	13500	0.13	0	0.00	0.00	0	0.00	0	0.00	0.13
16	S.S.REDDY	12800	0.12	0	0.00	0.00	0	0.00	0	0.00	0.12
17	J.H.PATEL	11000	0.11	0	0.00	0.00	0	0.00	0	0.00	0.11
18	S LAVANYA	10000	0.10	0	0.00	0.00	0	0.00	0	0.00	0.10
19	S VIJAYA MOHAN	10000	0.10	0	0.00	0.00	0	0.00	0	0.00	0.10
20	GAGANDEEP KOHLI	9500	0.09	0	0.00	0.00	0	0.00	0	0.00	0.09
21	B CHANDRA MOULI	7500	0.07	0	0.00	0.00	0	0.00	0	0.00	0.07
22	S.N.JAYA SARALA	7000	0.07	0	0.00	0.00	0	0.00	0	0.00	0.07
23	D NAGESHWAR RAO	8000	0.06	0	0.00	0.00	0	0.00	0	0.00	0.06
24	SURENDER K KOHLI	6000	0.06	0	0.00	0.00	0	0.00	0	0.00	0.06
25	K MARUDHAVATI	5900	0.06	0	0.00	0.00	0	0.00	0	0.00	0.06
26	R.K.MOHAN	5000	0.05	0	0.00	0.00	0	0.00	0	0.00	0.05
27	RAMESH KODIMELA	5000	0.05	0	0.00	0.00	0	0.00	0	0.00	0.05
28	S RAJASEKHAR	5000	0.05	0	0.00	0.00	0	0.00	0	0.00	0.05
29	SUDHAKAR RAO	4550	0.04	0	0.00	0.00	0	0.00	0	0.00	0.04
30	A.P.RAO	4500	0.04	0	0.00	0.00	0	0.00	0	0.00	0.04
31	P MANOHAR	4500	0.04	0	0.00	0.00	0	0.00	0	0.00	0.04
32	G RAMAKRISHNA	4500	0.04	0	0.00	0.00	0	0.00	0	0.00	0.04
33	V.V.R.SUDERSHAN	4500	0.04	0	0.00	0.00	0	0.00	0	0.00	0.04
34	K SUBBA RAO	4500	0.04	0	0.00	0.00	0	0.00	0	0.00	0.04
35	K SAIYAM	4500	0.04	0	0.00	0.00	0	0.00	0	0.00	0.04
36	SANVEET SINGH KOHLI	4500	0.04	0	0.00	0.00	0	0.00	0	0.00	0.04
37	V.P.GOYAL	4500	0.04	0	0.00	0.00	0	0.00	0	0.00	0.04
38	P RANJIT KUMAR	4500	0.04	0	0.00	0.00	0	0.00	0	0.00	0.04
39	MANDEEP SINGH GADHI	4500	0.04	0	0.00	0.00	0	0.00	0	0.00	0.04
40	K PADMA	4500	0.04	0	0.00	0.00	0	0.00	0	0.00	0.04
41	M.SASEENDRA	4500	0.04	0	0.00	0.00	0	0.00	0	0.00	0.04
42	AJAY CHAUHAN	4400	0.04	0	0.00	0.00	0	0.00	0	0.00	0.04
43	D RAMACHANDRAMMA	4000	0.04	0	0.00	0.00	0	0.00	0	0.00	0.04
44	K TAVINDER	4000	0.04	0	0.00	0.00	0	0.00	0	0.00	0.04
45	V BIKSHAPATHI	4000	0.04	0	0.00	0.00	0	0.00	0	0.00	0.04
46	HARI VALLABHA MEHTA	3900	0.04	0	0.00	0.00	0	0.00	0	0.00	0.04
47	S.SWARAJYA LAKSHMI	3600	0.03	0	0.00	0.00	0	0.00	0	0.00	0.03
48	C.N.JAYA BHARATHI	3500	0.03	0	0.00	0.00	0	0.00	0	0.00	0.03
49	M KOMARAJAH	3500	0.03	0	0.00	0.00	0	0.00	0	0.00	0.03
50	L.VENKATESWARA PADMA	3500	0.03	0	0.00	0.00	0	0.00	0	0.00	0.03
51	Y.KALYANI	3000	0.03	0	0.00	0.00	0	0.00	0	0.00	0.03
52	C.VIJAYALAKSHMI	3000	0.03	0	0.00	0.00	0	0.00	0	0.00	0.03
53	M RAJESHAM	3000	0.03	0	0.00	0.00	0	0.00	0	0.00	0.03
54	V SARADA	3000	0.03	0	0.00	0.00	0	0.00	0	0.00	0.03
55	LAKSHMI NARAYANA GUPTA	3000	0.03	0	0.00	0.00	0	0.00	0	0.00	0.03
56	M S BHAVANI	2500	0.02	0	0.00	0.00	0	0.00	0	0.00	0.02
57	L RAMESH PAI	2500	0.02	0	0.00	0.00	0	0.00	0	0.00	0.02
58	K KAMARAJU	2500	0.02	0	0.00	0.00	0	0.00	0	0.00	0.02
59	M R SRINATH	2500	0.02	0	0.00	0.00	0	0.00	0	0.00	0.02
60	S D PRASAD RAO	2500	0.02	0	0.00	0.00	0	0.00	0	0.00	0.02
61	EVNG NAGA DEEPTI	2500	0.02	0	0.00	0.00	0	0.00	0	0.00	0.02
62	G RAVI KUMAR	2500	0.02	0	0.00	0.00	0	0.00	0	0.00	0.02
63	A R JAJA LAKSHMI	2500	0.02	0	0.00	0.00	0	0.00	0	0.00	0.02
64	V SUMATHI	2500	0.02	0	0.00	0.00	0	0.00	0	0.00	0.02
65	L.V.SATYAVATHI	2500	0.02	0	0.00	0.00	0	0.00	0	0.00	0.02




(U)(b) Statement showing holding of securities (including shares, warrants, convertible securities) of persons belonging to the category "Promoter and Promoter Group" as on 30th September, 2015

66	S LAXMAIAH	2500	0.02	0	0.00	0.00	0	0.00	0	0.00	0.02
67	S POCHAIAH	2500	0.02	0	0.00	0.00	0	0.00	0	0.00	0.02
68	S SREE RAMULAU	2500	0.02	0	0.00	0.00	0	0.00	0	0.00	0.02
69	T ANJAIH	2500	0.02	0	0.00	0.00	0	0.00	0	0.00	0.02
70	K SUGUNA DEVI	2500	0.02	0	0.00	0.00	0	0.00	0	0.00	0.02
71	R RAMASUBBU	2500	0.02	0	0.00	0.00	0	0.00	0	0.00	0.02
72	R UMA DEVI	2500	0.02	0	0.00	0.00	0	0.00	0	0.00	0.02
73	S RAJU	2500	0.02	0	0.00	0.00	0	0.00	0	0.00	0.02
74	S JANGAIH	2500	0.02	0	0.00	0.00	0	0.00	0	0.00	0.02
75	K CHRISTAVANTI RAO	2500	0.02	0	0.00	0.00	0	0.00	0	0.00	0.02
76	K CARDIL	2500	0.02	0	0.00	0.00	0	0.00	0	0.00	0.02
77	B RAGHUNATH	2500	0.02	0	0.00	0.00	0	0.00	0	0.00	0.02
78	G S FRANKLIN	2500	0.02	0	0.00	0.00	0	0.00	0	0.00	0.02
79	K SOMAN	2500	0.02	0	0.00	0.00	0	0.00	0	0.00	0.02
80	K SUVIDHA	2500	0.02	0	0.00	0.00	0	0.00	0	0.00	0.02
81	K VENKATESH	2500	0.02	0	0.00	0.00	0	0.00	0	0.00	0.02
82	K VISHESH	2500	0.02	0	0.00	0.00	0	0.00	0	0.00	0.02
83	K RAJASEKHAR	2500	0.02	0	0.00	0.00	0	0.00	0	0.00	0.02
84	T SURYA PRAKASH	2500	0.02	0	0.00	0.00	0	0.00	0	0.00	0.02
85	PRAVEEN JAMVOLKAR	2500	0.02	0	0.00	0.00	0	0.00	0	0.00	0.02
86	N VS MURTHY	2500	0.02	0	0.00	0.00	0	0.00	0	0.00	0.02
87	M MADHUSUDHAN	2500	0.02	0	0.00	0.00	0	0.00	0	0.00	0.02
88	M MADHAVAN	2500	0.02	0	0.00	0.00	0	0.00	0	0.00	0.02
89	G KRISHNA PRABHU	2500	0.02	0	0.00	0.00	0	0.00	0	0.00	0.02
90	P VASANTHA KUMAR	2500	0.02	0	0.00	0.00	0	0.00	0	0.00	0.02
91	K HANUMANATHA RAO	2500	0.02	0	0.00	0.00	0	0.00	0	0.00	0.02
92	G SRIDHAR	2500	0.02	0	0.00	0.00	0	0.00	0	0.00	0.02
93	D RAMESH	2500	0.02	0	0.00	0.00	0	0.00	0	0.00	0.02
94	G S KAMALA	2500	0.02	0	0.00	0.00	0	0.00	0	0.00	0.02
95	M KRISHNA PRASAD	2500	0.02	0	0.00	0.00	0	0.00	0	0.00	0.02
96	D RAVI KUMAR	2500	0.02	0	0.00	0.00	0	0.00	0	0.00	0.02
97	ANIL THOMAS	2500	0.02	0	0.00	0.00	0	0.00	0	0.00	0.02
98	K VIMALA DEVI	2500	0.02	0	0.00	0.00	0	0.00	0	0.00	0.02
99	M NAGA LAKSHMI	2500	0.02	0	0.00	0.00	0	0.00	0	0.00	0.02
100	K AMRUTHA VALLI	2500	0.02	0	0.00	0.00	0	0.00	0	0.00	0.02
101	D SUGUNA	2500	0.02	0	0.00	0.00	0	0.00	0	0.00	0.02
102	S PITTER	2500	0.02	0	0.00	0.00	0	0.00	0	0.00	0.02
103	K V RAMA RAO	2500	0.02	0	0.00	0.00	0	0.00	0	0.00	0.02
104	T D ANASUYA	2500	0.02	0	0.00	0.00	0	0.00	0	0.00	0.02
105	RAZIA BEGUM	2500	0.02	0	0.00	0.00	0	0.00	0	0.00	0.02
106	D SHILPA	2500	0.02	0	0.00	0.00	0	0.00	0	0.00	0.02
107	P VIMAL KUMAR	2500	0.02	0	0.00	0.00	0	0.00	0	0.00	0.02
108	M V APPA RAO	2500	0.02	0	0.00	0.00	0	0.00	0	0.00	0.02
109	S NAGARAJU	2500	0.02	0	0.00	0.00	0	0.00	0	0.00	0.02
110	Y S N MURTHY	2500	0.02	0	0.00	0.00	0	0.00	0	0.00	0.02
111	S N JAYA PRAKASH	2500	0.02	0	0.00	0.00	0	0.00	0	0.00	0.02
112	M RAMAKRISHNA	2500	0.02	0	0.00	0.00	0	0.00	0	0.00	0.02
113	C SATYANARAYANA	2500	0.02	0	0.00	0.00	0	0.00	0	0.00	0.02
114	LAKSHMI TULASI	2500	0.02	0	0.00	0.00	0	0.00	0	0.00	0.02
115	M JACOB	2500	0.02	0	0.00	0.00	0	0.00	0	0.00	0.02
116	S SURENDER REDDY	2500	0.02	0	0.00	0.00	0	0.00	0	0.00	0.02
117	HINA BASHEER	2500	0.02	0	0.00	0.00	0	0.00	0	0.00	0.02
118	S VANI	2500	0.02	0	0.00	0.00	0	0.00	0	0.00	0.02
119	M RATNA KUMARI	2500	0.02	0	0.00	0.00	0	0.00	0	0.00	0.02
120	T CHANDRA SHEKAR	2500	0.02	0	0.00	0.00	0	0.00	0	0.00	0.02
121	D V N SARMA	2500	0.02	0	0.00	0.00	0	0.00	0	0.00	0.02
122	C V RAMANAIH	2500	0.02	0	0.00	0.00	0	0.00	0	0.00	0.02
123	G SURESH	2500	0.02	0	0.00	0.00	0	0.00	0	0.00	0.02
124	L KRISHNAIAH	2500	0.02	0	0.00	0.00	0	0.00	0	0.00	0.02
125	M KUMAR RAO	2500	0.02	0	0.00	0.00	0	0.00	0	0.00	0.02
126	S RAGHUPATHI	2500	0.02	0	0.00	0.00	0	0.00	0	0.00	0.02
127	N KISTIAH	2500	0.02	0	0.00	0.00	0	0.00	0	0.00	0.02
128	U VARDA RAJA VIPLA	2400	0.02	0	0.00	0.00	0	0.00	0	0.00	0.02
129	RIZWAN YOUSUF	2400	0.02	0	0.00	0.00	0	0.00	0	0.00	0.02
130	S VASUNDARA	2400	0.02	0	0.00	0.00	0	0.00	0	0.00	0.02
131	UMA JAYARAMAN	2400	0.02	0	0.00	0.00	0	0.00	0	0.00	0.02
132	ROSI REDDY	2400	0.02	0	0.00	0.00	0	0.00	0	0.00	0.02
133	M HARI KRISHNA	2400	0.02	0	0.00	0.00	0	0.00	0	0.00	0.02
134	K SITA RAMA RAO	2400	0.02	0	0.00	0.00	0	0.00	0	0.00	0.02
135	M GANGI REDDY	2200	0.02	0	0.00	0.00	0	0.00	0	0.00	0.02
136	D RAJ GOPAL	2000	0.02	0	0.00	0.00	0	0.00	0	0.00	0.02
137	B BHAL	1000	0.01	0	0.00	0.00	0	0.00	0	0.00	0.01
138	V UMA RANI	400	0.00	0	0.00	0.00	0	0.00	0	0.00	0.00
139	R ANANTHANARAYANA	300	0.00	0	0.00	0.00	0	0.00	0	0.00	0.00
140	T S G MURTHY	200	0.00	0	0.00	0.00	0	0.00	0	0.00	0.00
141	K NARESH KUMAR	100	0.00	0	0.00	0.00	0	0.00	0	0.00	0.00
142	V UMA DEVI	100	0.00	0	0.00	0.00	0	0.00	0	0.00	0.00
143	V SRINIVAS RAO	100	0.00	0	0.00	0.00	0	0.00	0	0.00	0.00
TOTAL		1622800	15.83	0	0.00	0.00	0	0.00	0	0.00	15.83



(I)(c)(i) **Statement showing holding of securities (including shares, warrants, convertible securities) of persons belonging to the category "Public" and holding more than 1% of the total number of shares as on 30th September, 2015**


Sr. No.	Name of the shareholder	Number of shares	Shares as a percentage of total number of shares (i.e., Grand Total (A)+(B)+(C) indicated in Statement at para (I)(a) above)	Detail of warrants		Details of convertible securities		Total shares (including underlying shares assuming full conversion of warrants and convertible securities as a % of diluted share)
				Number of warrants held	As a % total number of warrants of the same class	Number of convertible securities held	% w.r.t total number of convertible securities of the same class	
1	SWARAJ INVESTMENTS PRIVATE	614999	6.00	0	0.00	0	0.00	6.00
2	MOULI INVESTMENTS PRIVATE	373800	3.65	0	0.00	0	0.00	3.65
3	SWARAJ INVESTMENTS P LTD	351500	3.43	0	0.00	0	0.00	3.43
4	VIJAYA ASSOCIATES	350000	3.41	0	0.00	0	0.00	3.41
5	BARLA ASSOCIATES	320000	3.12	0	0.00	0	0.00	3.12
6	TUKARAM ASSOCIATES	264100	2.58	0	0.00	0	0.00	2.58
7	DURGA ASSOCIATES	250000	2.44	0	0.00	0	0.00	2.44
8	M RAJU	200000	1.95	0	0.00	0	0.00	1.95
9	K L NARAYANA	200000	1.95	0	0.00	0	0.00	1.95
10	K B S RAJA REDDY	185040	1.80	0	0.00	0	0.00	1.80
11	PALLAVI MALKA	182701	1.78	0	0.00	0	0.00	1.78
12	A V MANOJ KUMAR	180000	1.76	0	0.00	0	0.00	1.76
13	K INNA REDDY	180000	1.76	0	0.00	0	0.00	1.76
14	RAJA BABU INUMULA	140000	1.37	0	0.00	0	0.00	1.37
15	MOULI INVESTMENTS PRIVATE LIMITED	134000	1.31	0	0.00	0	0.00	1.31
16	AKULA SUBHASH	120600	1.18	0	0.00	0	0.00	1.18
17	B RAJENDER	110700	1.08	0	0.00	0	0.00	1.08
18	MALLESHAM MALKA	109400	1.07	0	0.00	0	0.00	1.07
19	A RAJAMOULI	108000	1.05	0	0.00	0	0.00	1.05
20	JAGJIT SINGH ANAND	106100	1.03	0	0.00	0	0.00	1.03
TOTAL		4480940	43.70	0	0.00	0	0.00	43.70



(I)(c)(ii) Statement showing holding of securities (including shares, warrants, convertible securities) of persons (together with belonging to the category PAC) belonging to the category "Public" and holding more than 5% of the total number of shares as on 30th September, 2015

Sr. No.	Name of the shareholder	Number of shares	Shares as a percentage of total number of shares (i.e., Grand Total (A)+(B)+(C) indicated in Statement at para (I)(a) above)	Detail of warrants		Details of convertible securities		Total shares (including underlying shares assuming full conversion of warrants and convertible securities as a % of diluted share capital)
				Number of warrants held	As a % total number of warrants of the same class	Number of convertible securities held	% w.r.t total number of convertible securities of the same class	
1	SWARAJ INVESTMENTS PRIVATE LTD	614999	6.00	0	0.00	0	0.00	6.00
		0	0.00	0	0.00	0	0.00	0.00
			0.00		0.00		0.00	0.00
TOTAL		614999	6.00	0	0.00	0	0.00	6.00


B. S. S.



(I)(d) Statement showing details of locked-in shares as on 30th September, 2015

Sr. No.	Name of the shareholder	Number of locked-in shares	Locked-in shares as a percentage of total number of shares (i.e., Grand Total (A)+(B)+(C) indicated in Statement at para (I)(a) above)
1	NIL	0	0.00
2		0	0.00
3		0	0.00
4		0	0.00
			0.00
			0.00
TOTAL		0	0.00

B.S.



(II)(a) Statement showing details of Depository Receipts (DRs) as on 30th September, 2015

Sr. No.	Type of outstanding DR (ADRs, GDRs, SDRs, etc.)	Number of outstanding DRs	Number of shares underlying outstanding DRs	Shares underlying outstanding DRs as a percentage of total number of shares {i.e., Grand Total (A)+(B)+(C) indicated in Statement at para (I)(a) above}
1				0.00
2				0.00
3				0.00
4				0.00
5	NIL	NIL	0	0.00
6				0.00
7				0.00
8				0.00
9				0.00
				0.00
				0.00
TOTAL		0	0	0.00

B.S.

