

ADITYA BIRLA**IDEA Cellular****Statement Showing Shareholding Pattern**

Name of the Company: IDEA CELLULAR LIMITED
Scrip Code (BSE): 532822 **Name of the scrip:** IDEA **Class of security:** Equity Shares
Quarter ended : 30.06.2015

Partly paid-up shares:-	No. of partly paid-up shares	As a % of total no. of partly paid-up shares	As a % of total no. of shares of the Company
Held by Promoter/Promoter Group	NONE		
Held by Public			
Total			
Outstanding convertible securities:-	No. of outstanding securities	As a % of total no. of outstanding convertible securities	As a % of total no. of shares of the company, assuming full conversion of the convertible securities
Held by Promoter/Promoter Group	NONE		
Held by Public			
Total			
Warrants:-	No. of warrants	As a % of total no. of warrants	As a % of total no. of shares of the company, assuming full conversion of warrants
Held by Promoter/Promoter Group	NONE		
Held by Public			
Total			
Total paid-up capital of the company assuming full conversion of warrants and convertible securities	NONE		

For Idea Cellular Limited

Pankaj Kapdeo
Company Secretary

Idea


ADITYA BIRLA



IDEA Cellular

Statement Showing Shareholding Pattern								
Name of the Company:		IDEA CELLULAR LIMITED			Quarter ended : As on 30.06.2015			
Category code	Category of shareholder	Number of shareholders	Total number of shares	Number of shares held in dematerialized form	Total shareholding as a percentage of total number of shares		Shares pledged or otherwise encumbered	
					As a percentage of (A+B)	As a percentage of (A+B+C)	Number of shares	As a percentage
(I)	(II)	(III)	(IV)	(V)	(VI)	(VII)	(VIII)	(IX)=(VIII)/(I)*100
(A)	Shareholding of Promoter and Promoter Group							
1	Indian							
(a)	Individuals/ Hindu Undivided Family	1	233,333	233,333	0.01%	0.01%	0	0.00%
(b)	Central Government/ State Government(s)	0	0	0	0.00%	0.00%	N.A	N.A
(c)	Bodies Corporate	4	1,520,445,714	1,520,445,714	42.25%	42.25%	0	0.00%
(d)	Financial Institutions/ Banks	0	0	0	0.00%	0.00%	N.A	N.A
(e)	Any Other (Specify)	0	0	0	0.00%	0.00%	N.A	N.A
	Sub-Total (A)(1)	5	1,520,679,047	1,520,679,047	42.26%	42.26%	0	0.00%
2	Foreign							
(a)	Individuals (Non-Resident Individuals/ Foreign Individuals)	0	0	0	0.00%	0.00%	N.A	N.A
(b)	Bodies Corporate	0	0	0	0.00%	0.00%	N.A	N.A
(c)	Institutions	0	0	0	0.00%	0.00%	N.A	N.A
(d)	Qualified Foreign Investor	0	0	0	0.00%	0.00%	N.A	N.A
(e)	Any Other (specify)	0	0	0	0.00%	0.00%	N.A	N.A
	Sub-Total (A)(2)	0	0	0	0.00%	0.00%	-	-
	Total Shareholding of Promoter and Promoter Group (A)= (A)(1)+(A)(2)	5	1,520,679,047	1,520,679,047	42.26%	42.26%	0	0.00%
(B)	Public shareholding							
1	Institutions							
(a)	Mutual Funds/ UTI	137	67,544,319	67,544,319	1.88%	1.88%	N.A	N.A
(b)	Financial Institutions/ Banks	35	23,121,029	23,121,029	0.64%	0.64%	N.A	N.A
(c)	Central Government/ State Government(s)	0	0	0	0.00%	0.00%	N.A	N.A
(d)	Venture Capital Funds	1	3,350,000	3,350,000	0.09%	0.09%	N.A	N.A
(e)	Insurance Companies	3	76,354,172	76,354,172	2.12%	2.12%	N.A	N.A
(f)	Foreign Institutional Investors	486	879,160,583	879,160,583	24.43%	24.43%	N.A	N.A
(g)	Foreign Venture Capital Investors	0	0	0	0.00%	0.00%	N.A	N.A
(h)	Qualified Foreign Investor	0	0	0	0.00%	0.00%	N.A	N.A
(i)	Any Other (specify)	0	0	0	0.00%	0.00%	N.A	N.A
	Sub-Total (B)(1)	662	1,049,530,103	1,049,530,103	29.16%	29.16%	-	-
2	Non-institutions							
(a)	Bodies Corporate	1,420	17,546,064	17,546,064	0.49%	0.49%	N.A	N.A
(b)	Individuals -							
	i. Individual shareholders holding nominal share capital up to Rs. 1 lakh.	227,673	40,514,857	40,507,705	1.13%	1.13%	N.A	N.A
	ii. Individual shareholders holding nominal share capital in excess of Rs. 1 lakh.	247	7,123,615	7,123,615	0.20%	0.20%	N.A	N.A
(c)	Qualified Foreign Investor	0	0	0	0.00%	0.00%	N.A	N.A
(d)	Any Other (specify)							
	Individual Director	6	541,414	541,414	0.02%	0.02%	N.A	N.A
	NRI	2,807	1,678,584	1,673,584	0.05%	0.05%	N.A	N.A
	Trust	32	442,021	442,021	0.01%	0.01%	N.A	N.A
	Overseas Corporate Bodies	3	957,000,543	957,000,543	26.59%	26.59%	N.A	N.A
	Clearing Members	236	3,655,896	3,655,896	0.10%	0.10%	N.A	N.A
	Sub-Total (B)(2)	232,424	1,028,502,994	1,028,490,842	28.58%	28.58%	-	-
	Total Public Shareholding (B)= (B)(1)+(B)(2)	233,086	2,078,033,097	2,078,020,945	57.74%	57.74%	-	-
	TOTAL (A)+(B)	233,091	3,598,712,144	3,598,699,992	100.00%	100.00%	0	0.00%
(C)	Shares held by Custodians and against which Depository Receipts have been issued	0	0	0	0.00%	0.00%		
(1)	Promoter and Promoter Group	0	0	0	0.00%	0.00%		
(2)	Public	0	0	0	0.00%	0.00%	N.A	N.A
	GRAND TOTAL (A)+(B)+(C)	233,091	3,598,712,144	3,598,699,992	100.00%	100.00%	0	0.00%

Note The above Shareholding pattern comprises of 375,889 equity shares allotted on June 25, 2015, pursuant to the exercise of stock options by employees under ESOS Scheme. The Company received Listing approval for the said shares from Bombay Stock Exchange Ltd and National Stock Exchange of India Ltd on July 2, 2015. The said shares were admitted for trading on both exchanges with effect from July 3, 2015.



Idea Cellular Limited, 5th Floor "Windsor", Off C.S.T. Road, Kalina, Santacruz (East), Mumbai 400 098, India. Website: www.idealcellular.com
Telephone: + 91 95940 04000 Fax: + 91 95940 03182 E mail: info@idea.adityabirla.com Corporate Identity Number: L32100GJ1996PLC030976

Registered Office : Suman Tower, Plot No. 18, Sector 11, Gandhinagar 382 011. Telephone: +91 79 6671 4000 Fax: +91 79 2323 2251

ADITYA BIRLA




IDEA Cellular

(b) Statement Showing holding of securities (including shares, warrants, convertible securities) of persons belonging to the category "Promoter and Promoter Group"

Quarter ended : As on 30.06.015

Sr. No.	Name of the Shareholder	Details of Shares Held		Encumbered shares			Details of warrants		Details of convertible securities		Total shares (including underlying shares assuming full conversion of warrants and convertible securities) as a % of diluted share capital
		No. of Shares held	As a % of grand total (A)+(B)+(C)	No.	As a Percentage	As a % of grand total (A) + (B) + (C) of sub-clause (I) (a)	Number of warrants held	As a % of total number of warrants of the same class	Number of convertible securities held	As a % of total number of convertible securities of the same class	
(I)	(II)	(III)	(IV)	(V)	(VI) = (V) / (III)* 100	(VII)	(VIII)	(IX)	(X)	(XI)	(XII)
1	Aditya Birla Nuvo Limited	837,526,221	23.27%	0	0.00%	0.00%	0	0.00%	0	0.00%	0
2	Birla TMT Holdings Pvt. Ltd.	283,565,373	7.88%	0	0.00%	0.00%	0	0.00%	0	0.00%	0
3	Hindalco Industries Limited	228,340,226	6.35%	0	0.00%	0.00%	0	0.00%	0	0.00%	0
4	Grasim Industries Limited	171,013,894	4.75%	0	0.00%	0.00%	0	0.00%	0	0.00%	0
5	Mr. Kumar Mangalam Birla	233,333	0.01%	0	0.00%	0.00%	0	0.00%	0	0.00%	0
	Total	1,520,679,047	42.26%	0	0.00%	0.00%	0	0.00%	0	0.00%	0



ADITYA BIRLA




IDEA Cellular

(c)(i) Statement showing holding of securities (including shares, warrants, convertible securities) of persons belonging to the category "Public" and holding more than 1% of the total number of shares

Quarter ended : As on 30.06.2015

Sr. No.	Name of the Shareholder	Number of shares held	Shares as a percentage of total number of shares (i.e., Grand Total (A)+(B)+(C) indicated in Statement at para (l)(a) above)	Details of warrants		Details of convertible securities		Total shares (including underlying shares assuming full conversion of warrants and convertible securities) as a % of diluted share capital
				Number of warrants held	As a % of total number of warrants of the same class	Number of convertible securities held	% w.r.t. total number of convertible securities of the same class	
1	Axiata Investments 1 (India) Limited	464,734,670	12.91%	0	0.00%	0	0.00%	0
2	P5 Asia Investments (Mauritius) Ltd	245,000,000	6.81%	0	0.00%	0	0.00%	0
3	Axiata Investments 2 (India) Limited	247,265,873	6.87%	0	0.00%	0	0.00%	0
4	National Westminster Bank Plc As Depository of First State Global Emerging Markets Leaders Fund	44,172,040	1.23%	0	0.00%	0	0.00%	0
5	Vanguard International Growth Fund	61,660,100	1.71%	0	0.00%	0	0.00%	0
6	National Westminster Bank Plc As Depository of First State Asia Pacific Leaders Fund	54,412,105	1.51%	0	0.00%	0	0.00%	0
7	ICICI Prudential Life Insurance Company	58,062,395	1.61%	0	0.00%	0	0.00%	0
8	Parvest Equity India	38,000,000	1.06%	0	0.00%	0	0.00%	0
9	Euro Pacific Growth Fund	62,667,820	1.74%	0	0.00%	0	0.00%	0
	Total	1,275,975,003	35.46%	0	0.00%	0	0.00%	0.00%



Idea Cellular Limited, 5th Floor "Windsor", Off C.S.T. Road, Kalina, Santacruz (East), Mumbai 400 098, India. Website: www.ideacellular.com
 Telephone: + 91 95940 04000 Fax: + 91 95940 03182 E mail: info@idea.adityabirla.com Corporate Identity Number: L32100GJ1996PLC030976

Registered Office : Suman Tower, Plot No. 18, Sector 11, Gandhinagar 382 011. Telephone: +91 79 6671 4000 Fax: +91 79 2323 2251

ADITYA BIRLA




IDEA Cellular

(c)(ii) Statement showing holding of securities (including shares, warrants, convertible securities) of persons (together with PAC) belonging to the category "Public" and holding more than 5% of the total number of shares of the Company

Quarter ended : As on 30.06.2015

Sr. No.	Name(s) of the shareholder(s) and the Persons Acting in Concert (PAC) with them	Number of shares	Shares as a percentage of total number of shares (i.e., Grand Total (A)+(B)+(C) indicated in Statement at para (l)(a) above)	Details of warrants		Details of convertible securities		Total shares (including underlying shares assuming full conversion of warrants and convertible securities) as a % of diluted share capital
				Number of warrants held	As a % of total number of warrants of the same class	Number of convertible securities held	% w.r.t. total number of convertible securities of the same class	
1	Axiata Investments 1 (India) Limited	464,734,670	12.91%	0	0.00%	0	0.00%	0
2	P5 Asia Investments (Mauritius) Ltd	245,000,000	6.81%	0	0.00%	0	0.00%	0
3	Axiata Investments 2 (India) Limited	247,265,873	6.87%	0	0.00%	0	0.00%	0
	Total	957,000,543	26.59%	0	0.00%	0	0.00%	0



Idea Cellular Limited, 5th Floor "Windsor", Off C.S.T. Road, Kalina, Santacruz (East), Mumbai 400 098, India. Website: www.ideacellular.com
 Telephone: + 91 95940 04000 Fax: + 91 95940 03182 E mail: info@idea.adityabirla.com Corporate Identity Number: L32100GJ1996PLC030976

Registered Office : Suman Tower, Plot No. 18, Sector 11, Gandhinagar 382 011. Telephone: +91 79 6671 4000 Fax: +91 79 2323 2251

ADITYA BIRLA




IDEA Cellular

I(d) Statement Showing details of locked in shares

Quarter ended : As on 30.06.2015

S. No.	Name of the Shareholder	Category of Shareholders (Promoters/Public)	Number of shares	Locked in shares as a percentage of total number of shares {i.e. Grand Total (A)+(B)+(C) indicated in Statement at para (I)(a) above}
1	Axiata Investments 2 (India) Limited	Public	51,838,540	1.44%
TOTAL			51,838,540	1.44%



ADITYA BIRLA



IDEA Cellular

II(a) Statement Showing details of Depository Receipts (DRs)

Quarter ended : As on 30.06.2015

S. No.	Type of outstanding DR (ADRs, GDRs, SDRs, etc)	Number of outstanding DRs	Number of shares underlying outstanding DRs	Shares underlying outstanding DRs as a percentage of total number of shares {i.e. Grand Total (A)+(B)+(C) indicated in Statement at para (I)(a) above}
NONE				



ADITYA BIRLA



IDEA Cellular

II(b) Statement showing holding of Depository Receipts (DRs), where underlying shares held by 'promoter/promoter group' are in excess of 1% of the total number of shares

Quarter ended : As on 30.06.2015

Sr. No.	Name of the DR Holder	Type of outstanding DR (ADRs, GDRs, SDRs, etc.)	No. of shares underlying outstanding DRs	Shares underlying outstanding DRs as a percentage of total number of shares {i.e., Grand Total (A)+(B)+(C) indicated in Statement at para (I)(a) above}
NONE				

