

# SHUKRA PHARMACEUTICALS LIMITED

(Formerly known as Relish Pharmaceutical Limited)

R.O.: 3rd Floor, Dev House, Opp. WIAA Office, Judges Bungalows Road, Bodakdev,  
Ahmedabad Ahmedabad GJ 380054 | Phone: (079)66522247, Fax: 079-27498515 |  
Email: info@relishpharma.com , Website: [www.relishpharma.com](http://www.relishpharma.com) | CIN: L24231GJ1993PLC019079

14<sup>th</sup> February, 2017

To,  
The General Manager-Listing  
Corporate Relationship Department  
The BSE Limited, Ground Floor,  
P.J. Towers, Dalal Street, Mumbai

Scrip Code: 524632

Dear Sir,

Sub.: Outcome of Board Meeting

With reference to above subject and in compliance with the Listing Agreement, we hereby submit the outcome of the Meeting of the Board of Director held on today i.e. 14<sup>th</sup> February, 2017 at 03.30 pm and concluded at 6.00 p.m.:-

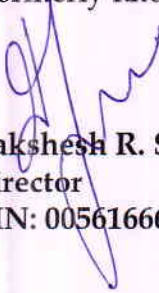
- 1) Approval of Unaudited Financial Results for the quarter ended on 31<sup>st</sup> December, 2016.

You are requested to kindly take the same on record.

Thanking You

Yours faithfully,

For Shukra Pharmaceuticals Limited  
(Formerly known as Relish Pharmaceuticals Limited)

  
Dakshesh R. Shah  
Director  
DIN: 00561666

## PART I

## Statement of Standalone Unaudited Results for the Quarter Ended 31/12/2016

(In lacs)

Particulars	3 Months Ended (31-12-2016)	3 Months Ended (30-09-2016)	3 Months Ended (31-12-2015)	9 Months Ended (31-12-2016)	9 Months Ended (31-12-2015)	Year to date figures for current period ended (31/03/2016)
	(Unaudited)	(Unaudited)	(Unaudited)	(Unaudited)	(Unaudited)	(Audited)
<b>1 Income from operations</b>						
(a) Net sales/income from operations (Net of excise duty)	132.94	184.93	36.58	317.87	158.62	482.40
(b) Other operating income	0.00	0.00	0.00	0.00	100.00	
<b>Total income from operations (net)</b>	132.94	184.93	36.58	317.87	258.62	482.40
<b>2 Expenses</b>						
(a) Cost of materials consumed	26.84	43.31	20.71	70.15	65.63	77.30
(b) Purchase of stock-in-trade	0.00	0.00	0.00	0.00	0.00	0.00
(c) Changes in inventories of finished goods, work-in-progress and stock-in-trade	-0.45	3.62	-31.53	3.17	1.58	91.20
(d) Employee benefits expense	35.09	49.51	27.29	84.60	88.99	115.80
(e) Depreciation and amortisation expense	9.25	24.35	15.00	33.60	45.00	44.80
(f) Other expenses (Any item exceeding 10% of the total expenses relating to continuing operations to be shown separately)	48.22	30.16	11.88	78.38	45.49	79.40
<b>Total expenses</b>	118.95	150.95	43.35	269.90	246.69	408.50
<b>3 Profit / (Loss) from operations before other income, finance costs and exceptional items (1-2)</b>	13.99	33.98	(6.77)	47.97	11.93	73.90
4 Other income	0.96	2.43	0.63	3.39	1.94	6.80
<b>5 Profit / (Loss) from ordinary activities before finance costs and exceptional items (3 + 4)</b>	14.95	36.41	(6.14)	51.36	13.87	80.70
6 Finance costs	0.00	0.00	0.00	0.00	0.00	0.10
<b>7 Profit / (Loss) from ordinary activities after finance costs but before exceptional items (5 + 6)</b>	14.95	36.41	(6.14)	51.36	13.87	80.60
8 Exceptional items	0.00	0.00	0.00	0.00	0.00	-40.60
<b>9 Profit / (Loss) from ordinary activities before tax (7 + 8)</b>	14.95	36.41	(6.14)	51.36	13.87	40.00
10 Tax expense - Provision for taxation	4.50	11.50	0.00	16.00	0.00	23.10
<b>11 Net Profit / (Loss) from ordinary activities after tax (9 + 10)</b>	10.45	24.91	(6.14)	35.36	13.87	16.90
12 Extraordinary items	0.00	0.00	0.00	0.00	0.00	0.00
<b>13 Net Profit / (Loss) for the period (11 + 12)</b>	10.45	24.91	(6.14)	35.36	13.87	16.90
14 Share of profit / (loss) of associates*	0.00	0.00	0.00	0.00	0.00	0.00
15 Minority interest *	0.00	0.00	0.00	0.00	0.00	0.00
<b>16 Net Profit / (Loss) after taxes, minority interest and share of profit / (loss) of associates (13 + 14 + 15) *</b>	10.45	24.91	(6.14)	35.36	13.87	16.90
17 Paid-up equity share capital (Face Value of the Share shall be indicated)	156.57	156.57	156.57	156.57	156.57	156.57
18 Reserve excluding Revaluation Reserves as per balance sheet of previous accounting year	0.00	0.00	0.00	0.00	0.00	0.00
<b>19.i Earnings per share (before extraordinary items) (of Rs 10/- each) (not annualised):</b>						
(a) Basic	0.07	0.16	(0.04)	0.23	0.09	0.11
(b) Diluted	0.07	0.16	(0.04)	0.23	0.09	0.11
<b>19.ii Earnings per share (after extraordinary items) (of Rs 10/- each) (not annualised):</b>						
(a) Basic	0.07	0.16	-0.04	0.23	0.09	0.11
(b) Diluted	0.07	0.16	-0.04	0.23	0.09	0.11


Notes: 1. The above results were reviewed by Audit Committee and taken on record by the Board of Directors at its meeting held on 14th February 2017

2. The Company has only single Reportable Business Segment in terms of requirements of Accounting Standard 17.

3. Previous quarter's figures have been re-grouped / re-arranged wherever necessary.

Place : Ahmedabad

Date : 14/02/2017

For, Shukra Pharmaceuticals Limited  
For Shukra Pharmaceuticals Limited  
  
Chandresh Patel  
Director  
Director/Authorised Signatory  
DIN : 07032481



SHUKRA PHARMACEUTICALS LTD							
Regd. Off.: 3rd Floor, Dev House, Judges Bungalow Road, Bodak Dev, Ahmedabad - 54 CIN: L24231GJ1993PLC019079							
PART II							
Quarter Ended 31/12/2016							
	Particulars	3 Months Ended (31-12-2016)	3 Months Ended (30-09-2016)	3 Months Ended (31-12-2015)	9 Months Ended (31-12-2016)	9 Months Ended (31-12-2015)	Year to date figures for current period ended (31/03/2016)
<b>A</b>	<b>PARTICULARS OF SHAREHOLDING</b>						
<b>1</b>	<b>Public shareholding</b>						
	- Number of shares	769770	769770	769770	769770	769770	769770
	- Percentage of shareholding	49.17%	49.17%	49.17%	49.17%	49.17%	49.17%
<b>2</b>	<b>Promoters and Promoter Group Shareholding **</b>						
	a) Pledged/Encumbered						
	- Number of shares	0.00	0.00	0.00	0.00	0.00	0.00
	- Percentage of shares (as a % of the total shareholding of promoter and promoter group)	0.00%	0.00%	0.00%	0.00%	0.00%	0.00%
	- Percentage of shares (as a % of the total share capital of the company)	0.00%	0.00%	0.00%	0.00%	0.00%	0.00%
	b) Non-encumbered						
	- Number of shares	795905	795905	795905	795905	795905	795905
	- Percentage of shares (as a % of the total shareholding of the Promoter and Promoter group)	100.00%	100.00%	100.00%	100.00%	100.00%	100.00%
	- Percentage of shares (as a % of the total share capital of the company)	50.83%	50.83%	50.83%	50.83%	50.83%	50.83%

	Particulars	3 months ended 31/12/2016
<b>B</b>	<b>INVESTOR COMPLAINTS</b>	
	Pending at the beginning of the quarter	
	Received during the quarter	
	Disposed of during the quarter	
	Remaining unresolved at the end of the quarter	

Place : Ahmedabad

Date : 14/02/2017

For, Shukra Pharmaceuticals Limited  
For Shukra Pharmaceuticals Limited

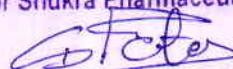
  
Chandresh Patel  
Director/Authorised Signatory

DIN : 07032481

**SHUKRA PHARMACEUTICALS LIMITED**

STATEMENT OF ASSETS AND LIABILITIES		STANDALONE	
		As at current period ended 31-12-2016	As at current year end 31-3-2016
		(Unaudited)	(Audited)
<b>A</b>	<b>EQUITY AND LIABILITIES</b>		
<b>1</b>	<b>SHAREHOLDERS FUNDS</b>		
	(a) Share Capital	156.57	156.57
	(b) Reserves and surplus	1271.19	1250.78
	(c) Money received against share warrant		
	<b>SHAREHOLDERS FUNDS</b>	1427.76	1407.35
<b>2</b>	<b>SHARE APPLICATION MONEY PENDING ALLOTMENT</b>		
<b>3</b>	<b>NON - CURRENT LIABILITIES</b>		
	(a) Long-term borrowing	0	0
	(b) Deferred tax liabilities (net)	244.14	244.14
	(c) Other long-term liabilities		0
	(d) long-term provisions		0
	<b>NON - CURRENT LIABILITIES</b>	244.1	244.1
<b>4</b>	<b>CURRENT LIABILITIES</b>		
	(a) Short-term borrowing	3.6	3.6
	(b) Trade payables	22.87	25.55
	(c) Other current liabilities	0	0
	(d) Short-term provision	17.11	0
	<b>CURRENT LIABILITIES</b>	43.58	29.15
	<b>TOTAL EQUITY AND LIABILITIES</b>	1715.48	1681
<b>B</b>	<b>ASSETS</b>		
<b>1</b>	<b>NON - CURRENT ASSETS</b>		
	(a) Fixed assets	1130.91	1135.6
	(b) Non-current investments	4.15	4.15
	(c) Deferred tax assets (net)		0
	(d) long-term loans and advances		0
	(e) Other non-current assets	8.27	9.27
	<b>NON - CURRENT ASSETS</b>	1143.33	1149.02
<b>2</b>	<b>CURRENT ASSETS</b>		
	(a) Current investments	0	0
	(b) Inventories	40.22	43.65
	(c) Trade receivables	109.48	86.14
	(d) Cash and cash equivalents	119.54	174.41
	(e) Short-term loans and advances	262.39	179.51
	(f) Other current assets	40.52	47.89
	<b>CURRENT ASSETS</b>	572.15	531.6
	<b>TOTAL ASSETS</b>	1715.48	1681

For Shukra Pharmaceuticals Limited



Director/Authorised Signatory