


(1)(a) STATEMENT SHOWING SHAREHOLDING PATTERN IN CLAUSE-35			
NAME OF THE COMPANY: SHREE CEMENT LIMITED			
SCRIP CODE:	BSE: 500387	NSE: SHREECEM EQ	
Class of Security:	Equity		
QUARTER ENDED:	30/09/2015		
	No. of partly paid-up shares	As a % of total no. of partly paid-up shares	As a % of total no. of shares of the Company.
Partly paid-up shares			
Held by promoter/promoter group	0	0	0
Held by Public	0	0	0
<b>Total:</b>	<b>0</b>	<b>0</b>	<b>0</b>
Outstanding convertible securities:			As a % of total no. of shares of the Company assuming full conversion of the convertible securities
Held by promoter/promoter group	0	0	0
Held by Public	0	0	0
<b>Total:</b>	<b>0</b>	<b>0</b>	<b>0</b>
Warrants:			As a % of total no. of shares of the Company, assuming full conversion of warrants
Held by promoter/promoter group	0	0	0
Held by Public	0	0	0
<b>Total:</b>	<b>0</b>	<b>0</b>	<b>0</b>
<b>Total paid-up capital of the Company, assuming full conversion of warrants and convertible securities</b>	<b>34837225</b>	<b>0</b>	<b>100.00</b>



STATEMENT SHOWING SHAREHOLDING PATTERN IN CLAUSE - 35

NAME OF THE COMPANY: SHREE CEMENT LIMITED		NSE: SHREECEM EQ		QUARTER ENDED : 30/09/2015		SHARES PLEDGE OR OTHERWISE ENCUMBERED		
SCRIP CODE: BSE: 500387	CATEGORY OF SHAREHOLDER	NO OF SHAREHOLDERS	TOTAL NUMBER OF SHARES	NO OF SHARES HELD IN DEMATERIALIZED FORM	AS a PERCENTAGE of (A+B)	AS a PERCENTAGE of (A+B+C)	NUMBER OF SHARES	
CODE	(i)	(iii)	(iv)	(v)	(vi)	(vii)	(viii)	
	(ii)						(ix)=(viii)/(iv)*100	
(A)	PROMOTER AND PROMOTER GROUP							
(1)	INDIAN							
(a)	Individual /HUF	11	1074484	1074484	3.08	3.08	0	0.00
(b)	Central Government/State Government(s)	0	0	0	0.00	0.00	0	0.00
(c)	Bodies Corporate	21	21495313	21495313	61.70	61.70	0	0.00
(d)	Financial Institutions / Banks	0	0	0	0.00	0.00	0	0.00
(e)	Others	0	0	0	0.00	0.00	0	0.00
	<b>Sub-Total A(1) :</b>	<b>32</b>	<b>22569797</b>	<b>22569797</b>	<b>64.79</b>	<b>64.79</b>	<b>0</b>	<b>0.00</b>
(2)	FOREIGN							
(a)	Individuals (NRIs/Foreign Individuals)	0	0	0	0.00	0.00	0	0.00
(b)	Bodies Corporate	0	0	0	0.00	0.00	0	0.00
(c)	Institutions	0	0	0	0.00	0.00	0	0.00
(d)	Qualified Foreign Investor	0	0	0	0.00	0.00	0	0.00
(e)	Others	0	0	0	0.00	0.00	0	0.00
	<b>Sub-Total A(2) :</b>	<b>0</b>	<b>0</b>	<b>0</b>	<b>0.00</b>	<b>0.00</b>	<b>0</b>	<b>0.00</b>
	<b>Total A=A(1)+A(2)</b>	<b>32</b>	<b>22569797</b>	<b>22569797</b>	<b>64.79</b>	<b>64.79</b>	<b>0</b>	<b>0.00</b>
(B)	PUBLIC SHAREHOLDING							
(1)	INSTITUTIONS							
(a)	Mutual Funds /UTI	183	1674032	1670882	4.81	4.81	0	0.00
(b)	Financial Institutions /Banks	16	24616	14466	0.07	0.07	0	0.00
(c)	Central Government / State Government(s)	0	0	0	0.00	0.00	0	0.00
(d)	Venture Capital Funds	0	0	0	0.00	0.00	0	0.00
(e)	Insurance Companies	1	7863	7863	0.02	0.02	0	0.00
(f)	Foreign Institutional Investors	338	4733829	4733579	13.59	13.59	0	0.00
(g)	Foreign Venture Capital Investors	0	0	0	0.00	0.00	0	0.00
(h)	Qualified Foreign Investor	0	0	0	0.00	0.00	0	0.00
(i)	Others	0	0	0	0.00	0.00	0	0.00
	<b>Sub-Total B(1) :</b>	<b>538</b>	<b>6440340</b>	<b>6426790</b>	<b>18.49</b>	<b>18.49</b>	<b>0</b>	<b>0.00</b>




CATEGORY CODE	CATEGORY OF SHAREHOLDER	NO OF SHAREHOLDERS	TOTAL NUMBER OF SHARES	NO OF SHARES HELD IN DEMATERIALIZED FORM	TOTAL SHAREHOLDING AS A % OF TOTAL NO OF SHARES AS a PERCENTAGE of (A+B)	AS a PERCENTAGE of (A+B+C)	SHARES PLEDGE OR OTHERWISE ENCUMBERED	AS a PERCENTAGE OF SHARES	(IX)=(VIII)/(IV)*100
		(iii)	(iv)	(v)	(vi)	(vii)	(viii)		
(i)	(ii)								
(2)	NON-INSTITUTIONS								
(a)	Bodies Corporate	636	930476	913326	2.67	2.67		2.67	
(b)	Individuals								
	(i) Individuals holding nominal share capital upto Rs.1 lakh	12851	954694	733067	2.74	2.74		2.74	
	(ii) Individuals holding nominal share capital in excess of Rs.1 lakh	3	157505	157505	0.45	0.45		0.45	
(c)	Others								
	DIRECTORS AND THEIR RELATIVES	2	35	25	0.00	0.00		0.00	
	CLEARING MEMBERS	77	8137	8137	0.02	0.02		0.02	
	NON RESIDENT INDIANS	557	145875	82475	0.42	0.42		0.42	
	OVERSEAS CORPORATE BODIES	1	3500	3500	0.01	0.01		0.01	
	FOREIGN COMPANIES	1	3600000	0	10.33	10.33		10.33	
	TRUSTS	5	26866	26866	0.08	0.08		0.08	
(d)	Qualified Foreign Investor	0	0	0	0.00	0.00		0.00	
	Sub-Total B(2) :	14133	5827088	1924901	16.73	16.73		16.73	
	Total B=B(1)+B(2) :	14671	12267428	8351691	35.21	35.21		35.21	
	Total (A+B) :	14703	34837225	30921488	100.00	100.00		100.00	
(C)	Shares held by custodians, against which Depository Receipts have been issued								
(1)	Promoter and Promoter Group								
(2)	Public	0	0	0	0.00	0.00		0.00	
	GRAND TOTAL (A+B+C) :	14703	34837225	30921488	100.00	100.00	0	0.00	0.00



(i)(b)	Statement showing holding of securities (including shares, warrants, convertible securities) of persons belonging to the category "Promoter and Promoter Group"												
	Sr.No	Name of the Shareholder	Details of Shares held			Encumbered shares (*)			Details of Warrants			Details of convertible securities	
No. of Shares held			As a % of grand total (A)+(B)+(C)	Pledge Shares	AS a percentage (VI)=(V)/(III)*100	AS a % of grand total (A) + (B) + (C) of sub-clause (i)(a)	Number of warrants held	As a % total number of warrants of the same class	Number of convertible securities held	As a % total number of convertible securities of the same class	(XII)		
(i)	(ii)	(iii)	(iv)	(v)	(vi)=(v)/(iii)*100	(vii)	(viii)	(ix)	(x)	(xi)	(xii)		
1	SHREE CAPITAL SERVICES LTD	8812102	25.30	0	0.00	0.00	0	0.00	0	0.00	25.30		
2	DIGVIJAY FINLEASE LTD	4195000	12.04	0	0.00	0.00	0	0.00	0	0.00	12.04		
3	MANNKRISHNA INVESTMENTS PVT LTD	2027380	5.82	0	0.00	0.00	0	0.00	0	0.00	5.82		
4	NEWA INVESTMENTS PVT LTD	1376270	3.95	0	0.00	0.00	0	0.00	0	0.00	3.95		
5	RAGINI FINANCE LTD	1252000	3.59	0	0.00	0.00	0	0.00	0	0.00	3.59		
6	DIDU INVESTMENTS PVT LTD	1154000	3.31	0	0.00	0.00	0	0.00	0	0.00	3.31		
7	N B I INDUSTRIAL FINANCE CO LTD	849450	2.44	0	0.00	0.00	0	0.00	0	0.00	2.44		
8	THE VENKTESH CO LTD	460030	1.32	0	0.00	0.00	0	0.00	0	0.00	1.32		
9	HARIMOHAN BANGUR	430000	1.23	0	0.00	0.00	0	0.00	0	0.00	1.23		
10	BENUGOPAL BANGUR	425000	1.22	0	0.00	0.00	0	0.00	0	0.00	1.22		
11	RAJESH VANUJYA P LTD	369226	1.06	0	0.00	0.00	0	0.00	0	0.00	1.06		
12	THE DIDWANA INVESTMENT CO LTD	300000	0.86	0	0.00	0.00	0	0.00	0	0.00	0.86		
13	WESTERN INDIA COMMERCIAL CO LTD	200650	0.58	0	0.00	0.00	0	0.00	0	0.00	0.58		
14	SHREE CAPITAL SERVICES LIMITED	170000	0.49	0	0.00	0.00	0	0.00	0	0.00	0.49		
15	RAJKAMAL DEVI BANGUR	100000	0.29	0	0.00	0.00	0	0.00	0	0.00	0.29		
16	THE LAXMI SALT CO LTD	100000	0.29	0	0.00	0.00	0	0.00	0	0.00	0.29		
17	ASISH CREATIONS PRIVATE LIMITED	86137	0.25	0	0.00	0.00	0	0.00	0	0.00	0.25		
18	PRASHANT BANGUR	50000	0.14	0	0.00	0.00	0	0.00	0	0.00	0.14		
19	DIGVIJAY FINLEASE LTD	39780	0.11	0	0.00	0.00	0	0.00	0	0.00	0.11		
20	THE DIDWANA INVESTMENT COMPANY LIMITED	27400	0.08	0	0.00	0.00	0	0.00	0	0.00	0.08		
21	RAJKAMAL DEVI BANGUR	26100	0.07	0	0.00	0.00	0	0.00	0	0.00	0.07		
22	THE LAXMI SALT CO LTD	24600	0.07	0	0.00	0.00	0	0.00	0	0.00	0.07		
23	RANU BANGUR	20000	0.06	0	0.00	0.00	0	0.00	0	0.00	0.06		
24	DIDU INVESTMENTS PVT LTD	16909	0.05	0	0.00	0.00	0	0.00	0	0.00	0.05		
25	RAGINI FINANCE LIMITED	16882	0.05	0	0.00	0.00	0	0.00	0	0.00	0.05		
26	MANNKRISHNA INVESTMENTS PVT LTD	15444	0.04	0	0.00	0.00	0	0.00	0	0.00	0.04		
27	HARIMOHAN BANGUR	12438	0.04	0	0.00	0.00	0	0.00	0	0.00	0.04		
28	PRASHANT BANGUR	7475	0.02	0	0.00	0.00	0	0.00	0	0.00	0.02		
29	SHREE CAPITAL SERVICES LTD	2053	0.01	0	0.00	0.00	0	0.00	0	0.00	0.01		
30	RIYA PUJA JAIN	2050	0.01	0	0.00	0.00	0	0.00	0	0.00	0.01		
31	BENU GOPAL BANGUR	821	0.00	0	0.00	0.00	0	0.00	0	0.00	0.00		
32	PADMA DEVI MAHESHWARI	600	0.00	0	0.00	0.00	0	0.00	0	0.00	0.00		
	<b>TOTAL :</b>	<b>22569797</b>	<b>64.79</b>	<b>0</b>	<b>0.00</b>	<b>0.00</b>	<b>0</b>	<b>0.00</b>	<b>0</b>	<b>0.00</b>	<b>64.79</b>		


(\*) The term "encumbrance" has the same meaning as assigned to it in regulation 28(3) of the SAST Regulations, 2011.



(i)(c)(i) Statement showing holding of securities (including shares, warrants, convertible securities) of persons belonging to the category "Public" and holding more than 1% of the total number of shares									
Sr. No.	Name of the shareholder	Number of shares held	Shares as a percentage of total number of shares (i.e., Grant total (A)+(B)+(C) (i)(a) above)	Details of warrants		Details of convertible securities		Total shares (including underlying shares assuming full conversion of warrants and convertible securities) as a % of diluted share capital)	
				Number of warrants held	As a % total number of warrants of the same class	Number of convertible securities held	% w.r.t total number of convertible securities of the same class		
1	FTI LIMITED	3600000	10.33	0	0.00	0	0.00	10.33	
2	CARTICA CAPITAL LTD	742335	2.13	0	0.00	0	0.00	2.13	
3	UTI-Infrastructure fund, UTI - Equity fund, UTI - Childrens career balanced plan, UTI - Mastershare unit scheme, UTI -Master equity plan unit scheme, UTI - Wealth builder fund series ii, UTI - Equity tax savings plan, UTI - Long term advantage fund, UTI - Ccp advantage fund, UTI - India lifestyle fund, UTI Long term advantage fund s ii, UTI - Monthly income scheme, UTI-Mahila unit scheme, UTI-Mis-advantage plan, UTI-Leadership Equity Fund, UTI-Unit Linked Insurance Plan, UTI - Focused Equity Fund-Series ii (1102 Days), UTI-Master Equity Plan Unit Scheme, UTI - Top 100 Fund, UTI - Capital Protection Oriented Scheme - Series Iv - I (1103 Days)	565879	1.62						
4	PINEBRIDGE INVESTMENTS GF MAURITIUS LIMITED	470676	1.35	0	0.00	0	0.00	1.62	
	<b>TOTAL :</b>	<b>5378890</b>	<b>15.44</b>	<b>0</b>	<b>0.00</b>	<b>0</b>	<b>0.00</b>	<b>15.44</b>	



Sr.No.	Statement showing holding of securities (including shares, warrants, convertible securities) of persons (together with PAC) belonging to the category "Public" and holding more than 5% of the total number of shares of the Name(s) of the shareholder(s) and the Persons Acting in Concert (PAC) with them	Number of shares held	Shares as a percentage of total number of shares (i.e., Grant total (A)+(B)+(C) indicated in Statement at para (i)(a) above)	Details of warrants			Details of convertible securities		Total shares (including underlying shares assuming full conversion of warrants and convertible securities) as a % of diluted share capital)
				Number of warrants held	As a % total number of warrants of the same class	Number of convertible securities held	% w.r.t total number of convertible securities of the same class		
1	FELT LIMITED	3600000	10.33	0	0.00	0	0.00	0.00	10.33
	<b>TOTAL :</b>	<b>3600000</b>	<b>10.33</b>	<b>0</b>	<b>0.00</b>	<b>0</b>	<b>0.00</b>	<b>0.00</b>	<b>10.33</b>



STATEMENT SHOWING DETAILS OF LOCKED-IN SHARES"				
(I)(d) Sr.No.	Name of the shareholder	Number of locked-in shares	Locked-in shares as a (%) percentage of total number of shares {i.e, Grand Total (A)+(B)+(C) Indicated in Statement at para (I)(a) above}	Promoter/Promoter Group/Public
		NIL	NIL	NIL
	<b>TOTAL :</b>			NIL

STATEMENT SHOWING DETAILS OF DEPOSITORY RECEIPTS (DRS)				
(II)(a) Sr.No.	Type of outstanding DR (ADRs, GDRs, SDRs, etc.)	Number of outstanding DRs	Number of shares underlying outstanding DRs	Shares underlying outstanding DRs as a percentage of total number of shares {i.e., Grand Total (A)+(B)+(C) indicated in Statement at Para(I)(a) above}
		NIL	NIL	NIL
	<b>TOTAL :</b>			NIL

STATEMENT showing Holding of Depository Receipts (DRs), where underlying shares held by "Promoter/Promoter group", are in excess of 1% of the total				
(II)(b) Sr.No.	Name of the DR Holder	Type of outstanding DR (ADRs, GDRs, SDRs, etc.)	Number of shares underlying outstanding DRs	Shares underlying outstanding DRs as a percentage of total number of shares {i.e., Grand Total (A)+(B)+(C) indicated in Statement at para(I)(a) above}
			NIL	NIL
	<b>TOTAL :</b>			NIL

