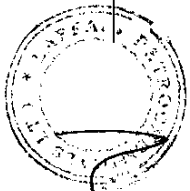


Name of the Company : LAFFANS PETROCHEMICALS LTD

Script Code Name of the scrip, class of security :

Quarter ended : 30/06/2015

Partly paid-up shares :-	No. of partly paid-up shares	As a % of total no. of partly paid-up shares	As a % of total no. of shares of the company
Held by promoter/ promoter group		0.00	0.00
Held by public		0.00	0.00
<b>Total</b>	<b>0</b>	<b>0.00</b>	<b>0.00</b>
Outstanding convertible securities	No. of outstanding securities	As a % of total no. of outstanding convertible securities	As a % of total no. of shares of the company, assuming full conversion of the convertible securities
Held by promoter/ promoter group		0.00	0.00
Held by public		0.00	0.00
<b>Total</b>	<b>0</b>	<b>0.00</b>	<b>0.00</b>
Warrants	No. of Warrants	As a % of total no. of Warrants	As a % of total no. of shares of the company, assuming full conversion of warrants
Held by promoter/ promoter group	0	0.00	0.00
Held by public	0	0.00	0.00
<b>Total</b>	<b>0</b>	<b>0.00</b>	<b>0.00</b>
<b>Total paid-up capital of the company, assuming full conversion of warrants convertible securities Total (A+B+C)+ D+E+F)</b>	<b>8000000</b>		<b>100.00</b>



**Statement Showing Shareholding Pattern**

Table (I)(a)

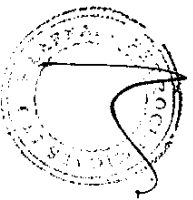
Category of Shareholder Code	Number of Shareholders	Total Number of Shares	Number of Total Shareholding as a Percentage of total number of Dematerialised shares		Shares Pledged or otherwise encumbered	As a percentage of (IX)=(VII)/(IV)*100		
			As a Percentage of (A+B)	As a Percentage of (A+B+C)				
(I)	(II)	(III)	(IV)	(V)	(VI)	(VII)	(VIII)	(IX)= (VII)/(IV)*100

**(A) Shareholding of Promoter and Promoter Group<sup>2</sup>**

<b>1. INDIAN</b>								
(a)	INDIVIDUAL / HUF	4	3911952	3907702	48.8994	48.8994	0	0.00
(b)	CENTRAL / STATE GOVERNMENT(S)	0	0	0	0.0000	0.0000	0	0.00
(c)	BODIES CORPORATE	0	0	0	0.0000	0.0000	0	0.00
(d)	FINANCIAL INSTITUTIONS / BANKS	0	0	0	0.0000	0.0000	0	0.00
(e)	ANY OTHERS (Specify)	0	0	0	0.0000	0.0000	0	0.00
(f)	DIRECTORS	0	0	0	0.0000	0.0000	0	0.00
(g)	RELATIVES	0	0	0	0.0000	0.0000	0	0.00
(h)	GROUP COMPANIES	0	0	0	0.0000	0.0000	0	0.00
(i)	TRUSTS	0	0	0	0.0000	0.0000	0	0.00
<b>SUB TOTAL (A)(1) :</b>		<b>4</b>	<b>3911952</b>	<b>3907702</b>	<b>48.8994</b>	<b>48.8994</b>	<b>0</b>	<b>0.00</b>
<b>2. FOREIGN</b>								
(a)	INDIVIDUAL	0	0	0	0.0000	0.0000	0	0.00
(b)	BODIES CORPORATE	0	0	0	0.0000	0.0000	0	0.00
(c)	INSTITUTIONS	0	0	0	0.0000	0.0000	0	0.00
(d)	QUALIFIED FOREIGN INVESTOR	0	0	0	0.0000	0.0000	0	0.00
(e)	ANY OTHERS (Specify)	0	0	0	0.0000	0.0000	0	0.00
<b>SUB TOTAL (A)(2) :</b>		<b>0</b>	<b>0</b>	<b>0</b>	<b>0.0000</b>	<b>0.0000</b>	<b>0</b>	<b>0.00</b>
<b>Total holding for promoters (A)=(A)(1) + (A)(2)</b>		<b>4</b>	<b>3911952</b>	<b>3907702</b>	<b>48.8994</b>	<b>48.8994</b>	<b>0</b>	<b>0.00</b>

**(B) Public shareholding**

<b>1. INSTITUTIONS</b>								
(a)	MUTUAL FUNDS / UTI	1	106600	0	0.1325	0.1325	0	0.00
(b)	FINANCIAL INSTITUTIONS / BANKS	0	0	0	0.0000	0.0000	0	0.00
(c)	CENTRAL / STATE GOVERNMENTS)	0	0	0	0.0000	0.0000	0	0.00
(d)	VENTURE CAPITAL FUNDS	0	0	0	0.0000	0.0000	0	0.00
(e)	INSURANCE COMPANIES	0	0	0	0.0000	0.0000	0	0.00
(f)	FIS	0	0	0	0.0000	0.0000	0	0.00



**Statement Showing Shareholding Pattern**

Table (I)(a)

Category of Shareholder	Number of Shareholders	Total Number Of Shares	Number of Total Shareholding as a percentage of total number of Dematerialised shares		Shares Pledged or otherwise encumbered	As a percentage (IX)=(VIII)/(IV)*100		
			As a Percentage of (A+B)	As a Percentage of (A+B+C)				
(I)	(II)	(III)	(IV)	(V)	(VI)	(VII)	(VIII)	(IX)
(g) FOREIGN VENTURE CAPITAL INVESTORS	0	0	0	0	0	0.0000	0	0.00
(h) QUALIFIED FOREIGN INVESTOR	0	0	0	0	0	0.0000	0	0.00
(i) ANY OTHERS (Specify)	0	0	0	0	0	0.0000	0	0.00
<b>SUB TOTAL (B)(1) :</b>	<b>1</b>	<b>10600</b>	<b>0</b>	<b>0</b>	<b>0</b>	<b>0.1325</b>	<b>0.1325</b>	<b>0.00</b>

**B 2: Non-institutions**


(a) BODIES CORPORATE	99	411889	354889	5.1486	5.1486	0	0.00
(b) INDIVIDUAL							
(i) (CAPITAL UP TO Rs. 1 Lakh)	4209	2266789	1608379	28.3349	28.3349	0	0.00
(ii) (CAPITAL GREATER THAN Rs. 1 Lakh)	41	1349796	1284296	16.8725	16.8725	0	0.00
(c) QUALIFIED FOREIGN INVESTOR	0	0	0	0.0000	0.0000	0	0.00
(d) ANY OTHERS (Specify)							
(i) TRUSTS	0	0	0	0.0000	0.0000	0	0.00
(ii) CLEARING MEMBER	0	0	0	0.0000	0.0000	0	0.00
(iii) DIRECTORS RELATIVES	0	0	0	0.0000	0.0000	0	0.00
(iv) EMPLOYEE	0	0	0	0.0000	0.0000	0	0.00
(v) NON RESIDENT INDIANS (NRI)	21	48974	48974	0.6122	0.6122	0	0.00
(vi) OVERSEAS BODIES CORPORATES	0	0	0	0.0000	0.0000	0	0.00
(vii) UNCLAIMED	0	0	0	0.0000	0.0000	0	0.00
<b>SUSPENSE ACCOUNT</b>							
<b>SUB TOTAL (B)(2) :</b>	<b>4379</b>	<b>4077348</b>	<b>3296538</b>	<b>50.9681</b>	<b>50.9681</b>	<b>0</b>	<b>0.00</b>

**Total Public Shareholding**

<b>Total Public Shareholding (B)=(B)(1) + (B)(2)</b>	<b>4371</b>	<b>4088048</b>	<b>3296538</b>	<b>51.1406</b>	<b>51.1406</b>	<b>0</b>	<b>0.00</b>
<b>Total (A) + (B) :</b>	<b>4375</b>	<b>8000000</b>	<b>7204240</b>	<b>100.0000</b>	<b>100.0000</b>	<b>0</b>	<b>0.00</b>

(C) Shares held by Custodians and against which Depository Receipts have been issued

(i) Promoter and Promoter Group	0	0	0	0.0000	0.0000	0	0.00
(ii) Public	0	0	0	0.0000	0.0000	0	0.00
<b>SUB TOTAL (C)(1) :</b>	<b>0</b>	<b>0</b>	<b>0</b>	<b>0.0000</b>	<b>0.0000</b>	<b>0</b>	<b>0.00</b>



Grand Total (A) + (B) + (C) 4375 8000000 7204240 100 100.0000 0 0.00

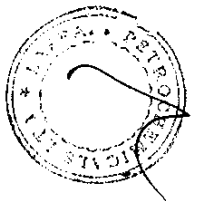
NOTES:  
 1) NAME: NUMBER OF SHARES HELD & PERCENTAGE OF ENTITIES / PERSONS HOLDING MORE THAN 1% OF THE TOTAL SHARES OF THE COMPANY IS AS PER ANNEXURE

(i)(b) Statement showing holding of securities (including shares, warrants, convertible securities) of persons belonging to the category "Promoter and Promoter Group"

Sr. No	Name of the Shareholder	Total shares held			Encumbered shares (*)			Details of warrants			Details of convertible securities			Total shares (including underlying shares assuming full conversion of warrants and convertible securities) as a % of diluted share capital
		Number of shares (A)+(B)+(C)	As a % of grand total	Number	As a percentage (VI)=(V)/(III)* 100	Number of warrants held (IX)	As a % of total warrants of the same class (X)	Number of convertible securities held (XI)	As a % of total convertible securities of the same class (XII)	Number of convertible securities held (XIII)	As a % of total convertible securities of the same class (XIV)	Number of convertible securities held (XV)	As a % of total convertible securities of the same class (XVI)	
1	SANDEEP SETH	3907702	48.8463	0	0.00	0	0.00	0	0	0	0	0	0	0
2	SANDEEP SETH	3300	0.0413	0	0.00	0	0.00	0	0	0	0	0	0	0
3	SANDEEP PREM SETH	900	0.0113	0	0.00	0	0.00	0	0	0	0	0	0	0
4	SANDEEP SETH	50	0.0006	0	0.00	0	0.00	0	0	0	0	0	0	0
<b>TOTAL:</b>		<b>3911952</b>	<b>48.8994</b>	<b>0</b>	<b>0.00</b>	<b>0</b>	<b>0.0000</b>	<b>0</b>	<b>0</b>	<b>0</b>	<b>0</b>	<b>0</b>	<b>0</b>	<b>0</b>

PRINTED ON: 04/07/2015

PAGE NO: 1



(1)(c)(i)

Statement showing holding of securities (including shares, warrants, convertible securities) of persons belonging to the category "Public" and holding more than 1% of the total number of shares

Sr.No	Name of the shareholder	Number of shares	Shares as a percentage of total number of shares (i.e. Grand Total (A) + (B) - (C) indicated in Statement at para (i) (a) above)	Details of warrants		Details of convertible securities		Total shares (including underlying shares assuming full conversion of warrants and convertible securities) as a % of diluted share capital
				Number of warrants	As a % total number of warrants of the same class	Number of convertible securities held	% w.r.t. total number of convertible securities of the same class	
1	LAFFANS INDIA LIMITED	227700	2.8463	0	0	0	0	0
2	MAHENDRA GIRDHARILAL	134479	1.9310	0	0	0	0	0
3	RAHUL DILIPBHAI JHAVERI	121500	1.5188	0	0	0	0	0
4	SANJAY SETHI	99000	1.2375	0	0	0	0	0
5	NARAYAN MANGLAL MALU	87266	1.0908	0	0	0	0	0
<b>TOTAL :</b>		<b>689945</b>	<b>8.6243</b>	<b>0</b>	<b>0</b>	<b>0</b>	<b>0</b>	<b>0</b>

Printed Date : 7/4/2015


PAGE NO : 1

(1)(c)(ii)

Statement showing holding of securities (including shares, warrants, convertible securities) of persons (together with PAC) belonging to the category "Public" and holding more than 5% of the total number of shares of the company.

SR.NO	Name	Number of shares	Details of warrants	As a % total number of warrants of the same class	Number of convertible securities held	% w.r.t. total number of convertible securities of the same class	Total shares (including underlying shares assuming full conversion of warrants and convertible securities) as a % of diluted share capital
1		0	0	0	0	0	0
<b>TOTAL :</b>		<b>0</b>	<b>0</b>	<b>0</b>	<b>0</b>	<b>0</b>	<b>0</b>

Printed Date : 7/4/2015



(1)(d)

Statement showing details of locked-in shares

AS ON : 30/06/2015

Sr.No	Name of the shareholder	Number of locked-in shares	Locked-in shares as a percentage of total number of shares i.e. Grand Total (A)+(B)+ (C) indicated in Statement at para (1)(a) above}	Promoter / Promoter Group / Public
1				
<b>TOTAL:</b>				

(1)(e)

Statement showing details of Depository Receipts (DRs)

Sr.No.	Type of Outstanding DR (ADRs,GDRs,SDRs etc.)	No of Outstanding DRs.	No of Shares underlying outstanding DRs.	Shares underlying outstanding DRs as a Percentage of total number of shares (i.e Grand Total (A)+ (B) + (C) Indicated in statement at para(1) (a) above)
1	GDRs			
<b>TOTAL :</b>				

(1) (b) Statement showing holding of Depository Receipts (DRs) , where underlying shares held by 'promoter / promoter group' are in excess of 1% of the total number of shares.

Sr.No.	Name of the DR Holder	Type of Outstanding DR (ADRs,GDRs,SDRs etc.)	No.of Shares underlying outstanding DRs.	Shares underlying outstanding DRs as a Percentage of total number of shares (i.e Grand Total (A)+(B)+(C) Indicated in statement at Para (1) (a) above)
1				
<b>TOTAL :</b>				

