


Introductory sub-table (I)(a)


Name of the Company: THE INDIAN HOTELS COMPANY LIMITED			
Scrip Code, Name of the scrip, class of security: 500850 EQUITY SHARES			
Quarter ended: September 30, 2015			
Partly paid-up shares:-			
	No. of partly paid-up shares	As a % of total no. of partly paid-up shares	As a % of total no. of shares of the company
Held by promoter/promoter group	0	0	0
Held by public	0	0	0
Total - D	0	0	0
Outstanding convertible securities:-			
	No. of outstanding securities	As a % of total no. of outstanding convertible securities	As a % of total no. of shares of the company, assuming full conversion of the convertible securities
Held by promoter/promoter group	81401339	44.77491153	8.228391504
Held by public	100399889	55.22508847	10.14884526
Total - E	181801228	100	18.37723677
Warrants:-			
	No. of warrants	As a % of total no. of warrants	As a % of total no. of shares of the company, assuming full conversion of warrants
Held by promoter/promoter group	0	0	0
Held by public		0	0
Total - F	0	0	0
Total paid-up capital of the company, assuming full conversion of warrants and convertible securities		989274015	




Statement Showing Shareholding Pattern								
Category code	Category of Shareholder	Number of Shareholders	Table (I)(a)		Total shareholding as a percentage of total number of shares		Shares Pledged or otherwise encumbered	
			Total number of shares	Number of shares held in dematerialized form	As a percentage of(A+B) ¹	As a percentage of (A+B+C)	Number of shares	As a percentage
(I)	(II)	(III)	(IV)	(V)	(VI)	(VII)	(VIII)	(IX)= (VIII)/(IV)*100
(A)	Shareholding of Promoter and Promoter Group							
1	Indian							
(a)	Individuals/ Hindu Undivided Family							
		0	0	0	0.00	0.00	0	0.00
(b)	Central Government/ State Government(s)							
		0	0	0	0.00	0.00	0	0.00
(c)	Bodies Corporate	13	303066224	303066224	37.54	37.53	0	0.00
(d)	Financial institutions/ Banks	0	0	0	0.00	0.00	0	0.00
(e)	Any Others(Specify)	0	0	0	0.00	0.00	0	0.00
(e-i)		0	0	0	0.00	0.00	0	0.00
(e-ii)		0	0	0	0.00	0.00	0	0.00
	Sub Total(A)(1)	13	303066224	303066224	37.54	37.53	0	0.00
2	Foreign							
a	Individuals (Non-Residents Individuals/ Foreign Individuals)	0	0	0	0.00	0.00	0	0.00
b	Bodies Corporate	0	0	0	0.00	0.00	0	0.00
c	Institutions	0	0	0	0.00	0.00	0	0.00
d	Any Others(Specify)	0	0	0	0.00	0.00	0	0.00
d-i		0	0	0	0.00	0.00	0	0.00
d-ii		0	0	0	0.00	0.00	0	0.00
	Sub Total(A)(2)	0	0	0	0.00	0.00	0	0.00
	Total Shareholding of Promoter and Promoter Group (A)= (A)(1)+(A)(2)	13	303066224	303066224	37.54	37.53	0	0.00
(B)	Public shareholding							
1	Institutions							
(a)	Mutual Funds/ UTI	59	80720965	80563302	10.00	10.00	0	0.00
(b)	Financial Institutions / Banks	34	87939021	87923521	10.89	10.89	0	0.00
(c)	Central Government/ State Government(s)	1	1032	1032	0.00	0.00	0	0.00
(d)	Venture Capital Funds	0	0	0	0.00	0.00	0	0.00
(e)	Insurance Companies	5	28448870	28448870	3.52	3.52	0	0.00
(f)	Foreign Institutional Investors	139	138685202	138665482	17.18	17.18	0	0.00
(g)	Foreign Venture Capital Investors	0	0	0	0.00	0.00	0	0.00
(h)	Any Other (specify)	0	0	0	0.00	0.00	0	0.00
(h-i)	Foreign Financial Institutions / Banks	4	5951	5951	0.00	0.00	0	0.00
	Sub-Total (B)(1)	242	335801041	335608158	41.60	41.59	0	0.00



B 2	Non-institutions						
(a)	Bodies Corporate	1794	37009029	36911684	4.58	4.58	0
(b)	Individuals	0	0	0	0.00	0.00	0
I	Individuals -i. Individual shareholders holding nominal share capital up to Rs 1 lakh	127827	112548297	97591323	13.94	13.94	0
II	ii. Individual shareholders holding nominal share capital in excess of Rs. 1 lakh.	38	11538566	10906326	1.43	1.43	0
(c-i)	Any Other: Trusts	26	104766	104766	0.01	0.01	0
(c-ii)	Directors & their Relatives	5	157225	157225	0.02	0.02	0
(c-iii)	Foreign Nationals & Non-Resident Indians	2168	4554473	4504193	0.56	0.56	0
(c-iv)	Clearing Members	61	164185	164185	0.02	0.02	0
(c-v)	Hindu Undivided Families	2911	2358111	2358111	0.29	0.29	0
	Sub-Total (B)(2)	134830	168434652	152697813	20.86	20.86	0
(B)	Total Public Shareholding (B)= (B)(1)+(B)(2)	135072	504235693	488305971	62.46	62.45	0
	TOTAL (A)+(B)	135085	807301917	791372195	100.00	99.98	0
(C)	Shares held by Custodians and against which Depository Receipts have been issued						
1	Promoter and Promotee Group	0	0	0	0.00	0.00	0.00
2	Public	1	170870	170870	0	0.02	0
	Sub-Total (C)	1	170870	170870	0	0.02	0
	GRAND TOTAL (A)+(B)+(C)	135086	807472787	791543065	100.00	100.00	0



Sr.No	Notes
1	The Company is a professionally managed company and the shareholding of the Directors in their personal capacity does not constitute "the Promoter's holding". Hence the same is classified under head "Any Other".
2	
3	
4	
5	
6	
7	
8	
9	



(1)(b) Statement showing holding of securities (including shares, warrants, convertible securities) of persons belonging to the category "Promoter and Promoter Group"

Sr.	Name of the shareholder	Details of Shares held		Encumbered shares (*)		Details of warrants		Details of convertible securities		Total shares (including underlying shares assuming full conversion of warrants and convertible securities) as a % of diluted share capital
		Number of shares held	As a % of grand total (A)+(B)+(C)	No.	As a percentage (VI)=(V)/(III)*100	(VII)	(VIII)	(IX)	(X)	
		(III)	(IV)	(V)	(VI)=(V)/(III)*100	(VII)	(VIII)	(IX)	(X)	(XI)
1	Lady Tata Memorial Trust	1,77,28,200	2.20	0	0.00	0	0	0	0	1.79
2	Sir Dorabji Tata Trust	5,02,21,040	6.22	0	0.00	0	0	0	0	5.08
3	Sir Ratan Tata Trust	1,10,23,220	1.37	0	0.00	0	0	0	0	1.11
4	Tata Sons Limited	20,20,52,004	25.02	0	0.00	0	0	75011347	41.26	28.01
5	Tata Investment Corporation Limited	98,94,060	1.23	0	0.00	0	0	3498890	1.92	1.35
6	Ewart Investments Limited	13,18,543	0.16	0	0.00	0	0	454545	0.25	0.18
7	Tata Chemicals Limited	72,71,666	0.90	0	0.00	0	0	1636124	0.90	0.90
8	Tata Global Beverages Limited	16,87,742	0.21	0	0.00	0	0	379741	0.21	0.21
9	Tata Industries Limited	4,52,571	0.06	0	0.00	0	0	101828	0.06	0.06
10	Tata Capital Limited	12,000	0.00	0	0.00	0	0	2700	0.00	0.00
11	Oriental Hotels Limited	5,11,836	0.06	0	0.00	0	0	115163	0.06	0.06
12	Tata Trading & Industries Limited	1,27,768	0.02	0	0.00	0	0	28747	0.02	0.02
13	Taj Madurai Limited	7,65,574	0.09	0	0.00	0	0	172254	0.09	0.09
	TOTAL	30,30,66,224	37.53	0	0.00	0	0	81401339	44.77	38.86

(*) The term "encumbrance" has the same meaning as assigned to it in regulation 28(3) of the SAST Regulations, 2011




(I)(c)(i) Statement showing holding of securities (including shares, warrants, convertible securities) of persons belonging to the category "Public" and holding more than 1% of the total number of shares

Sr. No.	Name of the shareholder	Number of shares held	Shares as a percentage of total number of shares (i.e., Grand Total (A)+(B)+(C) indicated in Statement at para (I)(a) above)	Details of warrants		Details of convertible securities		Total shares (including underlying shares assuming full conversion of warrants and convertible securities) as a % of diluted share capital
				Number of warrants held	As a % total number of warrants of the same class	Number of convertible securities held	% w.r.t total number of convertible securities of the same class	
1	Life Insurance Corporation of India	6,57,52,493	8.14	0	0	152,54,381	8.39	8.19
2	Reliance Capital Trustee Co. Ltd A/c Reliance Equity Opportunities Fund	3,73,43,753	4.62	0	0	603,58,52	3.32	4.38
3	Government Pension Fund Global	2,98,28,666	3.69	0	0	84,09,739	4.63	3.87
4	LIC of India - Market Plus Growth Fund	1,69,33,393	2.10	0	0	0	0.00	1.71
5	Franklin Templeton Investment Funds	1,36,38,582	1.69	0	0	1,38,52,72	0.76	1.52
6	SAIF III Mauritius Company Limited	1,31,07,574	1.62	0	0	33,33,200	1.83	1.66
7	General Insurance Corporation of India	1,26,00,160	1.56	0	0	3,63,63,000	2.00	1.64
8	The New India Assurance Company Limited	1,14,84,949	1.42	0	0	3,63,60,000	2.00	1.53
9	ICICI Prudential Life Insurance Company Limited	93,90,617	1.16	0	0	1,29,40,54	0.71	1.08
10	Siwa Holdings Limited	92,78,805	1.15	0	0	2,68,26,84	1.48	1.21
11	Reliance Capital Trustee Co. Ltd A/c Reliance Tax Saver (ELSS) Fund	91,35,000	1.13	0	0	1,11,37,50	0.61	1.04
TOTAL		22,85,13,992	28.30	0	0	46,78,12,32	25.73	27.83

(I)(c)(ii) Statement showing holding of securities (including shares, warrants, convertible securities) of persons (together with PAC) belonging to the category "Public" and holding more than 5% of the total number of shares of the company

Sr. No.	Name(s) of the shareholder(s) and the Persons Acting in Concert (PAC) with them	Number of shares	Shares as a percentage of total number of shares {i.e., Grand Total (A)+(B)+(C) indicated in Statement at para (I)(a) above}	Details of warrants		Details of convertible securities		Total shares (including underlying shares assuming full conversion of warrants and convertible securities) as a % of diluted share capital
				Number of warrants	As a % total number of warrants of the same class	Number of convertible securities held	% w.r.t total number of convertible securities of the same class	
1	Life Insurance Corporation of India	6,57,52,493	8.14	0	0	15254381	8.39	8.19
TOTAL		6,57,52,493	8.14	0	0	15254381	8.39	8.19




(I)(d) Statement showing details of locked-in shares

Sr. No.	Name of the shareholder	Number of locked-in shares	Locked-in shares as a percentage of total number of shares (i.e., Grand Total (A)+(B)+(C) indicated in Statement at para (I)(a) above)	Promoter / Promoter Group /Public
1	Nil	0	0.00	
TOTAL		0	0.00	



(II)(a) Statement showing details of Depository Receipts (DRs)

Sr. No.	Type of outstanding DR (ADRs, GDRs, SDRs, etc.)	Number of outstanding DRs	Number of shares underlying outstanding DRs	Shares underlying outstanding DRs as a percentage of total number of shares (i.e., Grand Total (A)+(B)+(C) indicated in Statement at para (I)(a) above)
1	Global Depository Receipt	1,70,870	1,70,870	0.02
TOTAL		1,70,870	1,70,870	0.02



(II)(b) Statement showing holding of Depository Receipts (DRs), where underlying shares held by "promoter/promoter group" are in excess of 1% of the total number of shares

Sr. No.	Name of the DR Holder	Type of outstanding DR (ADRs, GDRs, SDRs, etc.)	Number of shares underlying outstanding DRs	Shares underlying outstanding DRs as a percentage of total number of shares (i.e., Grand Total (A)+(B)+(C) indicated in Statement at para (I)(a) above)
1		0	0	0.00
TOTAL		0	0	0.00

