



# ADHUNIK METALIKS LIMITED

Corporate Office : "LANSDOWNE TOWERS", 2/1A, SARAT BOSE ROAD, KOLKATA - 700 020  
PH. : 033-3051 7100 ☆ FAX : 91-33-2289 0285 ☆ Website : www.adhunikgroup.com  
E-mail: info@adhunikgroup.com

AML/SE/175  
May 26, 2016

Listing Department  
BSE Limited  
Phiroz Jeejeebhoy Towers  
Dalal Street  
Mumbai – 400 001

Listing Department  
National Stock Exchange of India Ltd.  
Exchange Plaza  
Bandra Kurla Complex  
Bandra (East)  
Mumbai – 400 051

Dear Sirs,

**Sub: Outcome of Board meeting.**

In terms of Regulation 30 and 33 of the SEBI (Listing obligation and disclosure Requirements) Regulations, 2015 this is to inform you that the meeting of the Board of Directors of the Company was held today, the 26<sup>th</sup> day of May, 2016 wherein the following business were transacted:

- a) Considered and approved statement of standalone as well as consolidated financial results for the quarter and year ended 31<sup>st</sup> March, 2016, copies whereof along with Audit Report (standalone and Consolidated) and Form-B (Standalone and consolidated) are enclosed herewith for perusal.
- b) The Board accepted resignation of Mr. Raghaw Sharan Pandey from the Directorship of the Company w.e.f. 16.02.2016;
- c) Due to inadequate profit in the Company for the year ended 31<sup>st</sup> March, 2016, no dividend has been recommended.

You are requested to take above on record.

Thanking you and assuring you of our best attention at all times,

Yours faithfully,  
For ADHUNIK METALIKS LIMITED

Sanjay Dey  
Company Secretary

Encl: As above.




Das & Prasad

Chartered Accountants

**Auditor's Report On Quarterly Financial Results and Year to Date Results of the Adhunik Metaliks Limited Pursuant to the Regulation 33 of the SEBI (Listing Obligations and Disclosure Requirements) Regulations, 2015**

To Board of Directors of Adhunik Metaliks Limited

1. We have audited the quarterly financial results of Adhunik Metaliks Limited for the quarter ended 31<sup>st</sup> March, 2016 and the year to date financial results for the period from 1<sup>st</sup> July, 2015 to 31<sup>st</sup> March, 2016, attached herewith, being submitted by the company pursuant to the requirement of Regulation 33 of the SEBI (Listing Obligations and Disclosure Requirements) Regulations, 2015. These quarterly financial results as well as the year to date financial results have been prepared on the basis of the interim financial statements, which are the responsibility of the company's management. Our responsibility is to express an opinion on these financial results based on our audit of such interim financial statements, which have been prepared in accordance with the recognition and measurement principles laid down in Accounting Standard for Interim Financial Reporting (AS) 25, prescribed, under Section 133 of the Companies Act, 2013 read with relevant rules issued thereunder and other accounting principles generally accepted in India.
2. We conducted our audit in accordance with the auditing standards generally accepted in India. Those standards require that we plan and perform the audit to obtain reasonable assurance about whether the financial results are free of material misstatement. An audit includes examining, on a test basis, evidence supporting the amounts disclosed as financial results. An audit also includes assessing the accounting principles used and significant estimates made by management. We believe that our audit provides a reasonable basis for our opinion.
3. We did not review total revenue of Rs.NIL for the quarter ended 31<sup>st</sup> March, 2016 and Rs NIL year to date and total assets of Rs. 954.04 lacs as on that date, included in the accompanying financial results relating to the foreign branch of the company. The financial information for the branch has been audited by other auditor and our conclusion is based solely on the report of such auditor.
4. We draw attention the fact that the Company has made long term investments in Adhunik Power and Natural Resources Limited amounting to Rs. 1,000.02 lacs comprising of 4,200,000 equity share @ Rs23.81 per share. The said investments continue to be valued at cost. Due to non availability of audited financial statements for the financial year 2015-16, we have relied on audited financial statements of Adhunik Power and Natural Resources Limited for the year ended 31<sup>st</sup>March 2015 where book value is at Rs. 6.69 per share, leads to decline in the value of investment. However, the company has not made diminution in value of its investments as required under Accounting Standard 13 -Accounting for Investments, as it considers such investment was as long term strategic investment and in view of the management such diminution are temporary in nature. Accordingly, impact, if any, on the standalone financials is currently not ascertainable.  
Our opinion is not modified in respect of this matter




5. *We draw attention to following:*


*Note 7 of the financial results with regard to the recognition of deferred tax assets amounting to Rs.26,413.41 lacs (including Rs.5,041.30 lacs in March'16 quarter, Rs.4635.92 lacs in December'15 quarter and Rs.3400.13 lacs in September'15 quarter), on unabsorbed depreciation, business losses and other timing differences incurred by the Company. Based on the unexpected orders on hand, the management is confident that sufficient future taxable income will be available against which such deferred tax assets will be realised. However, based on our review, we conclude that, in absence of virtual certainty supported by convincing evidence that sufficient taxable income will be available against which the deferred tax assets can be realised, such recognition is not consistent with the principles enunciated under Accounting Standard 22, Accounting for Taxes on Income (AS 22).*

6. In our opinion and to the best of our information and according to the explanations given to us these quarterly financial results as well as the year to date results:

- (i) are presented in accordance with the requirements of Regulation 33 of the SEBI (Listing Obligations and Disclosure Requirements) Regulations, 2015 in this regard; and
- (ii) except for the matters disclosed in paragraph 5 above, give a true and fair view of the net loss and other financial information for the quarter ended 31<sup>st</sup> March, 2016 as well as the year to date results for the period from 1<sup>st</sup> April'2015 to 31<sup>st</sup> March, 2016.



For Das & Prasad  
Chartered Accountants  
Firm Registration No: 303054E

  
Anil Kumar Agarwal  
Partner  
Membership No: 062368


Place: Kolkata  
Date: 26<sup>th</sup> May 2016

**Adhunik Metaliks Limited**  
 Regd. Office : Chadrihariharapur, P.O. Kuarmunda, Sundargarh, Odisha-770039  
 CIN: L28110OR2001PLC017271

(₹ in Lacs)

**PART - I STATEMENT OF FINANCIAL RESULTS FOR THE QUARTER AND YEAR ENDED 31ST MARCH 2016**

	Particulars	Quarter Ended			Year Ended	
		31st Mar 2016 (Audited)	31st Dec 2015 (Unaudited)	31st Mar 2015 (Unaudited)	31st Mar 2016 (Nine Months) (Refer Note 2) (Audited)	30th June 2015 (Twelve Months) (Audited)
<b>1</b>	<b>Income from operations</b>					
a)	Net Sales / Income from Operations (Net of excise duty)	17,430.56	16,171.53	3,080.96	46,613.17	59,688.39
b)	Other Operating Income	60.99	8.14	-	104.22	122.55
	<b>Total Income from operations (net)</b>	<b>17,491.55</b>	<b>16,179.67</b>	<b>3,080.96</b>	<b>46,717.39</b>	<b>59,810.94</b>
<b>2</b>	<b>Expenses</b>					
a)	Cost of materials consumed	11,754.74	15,541.15	327.39	36,215.29	43,491.01
b)	Purchase of stock-in-trade	827.58	354.05	32.55	1,181.63	11,667.44
c)	Changes in inventories of finished goods, work-in-progress and stock-in-trade	1,899.60	(1,703.75)	2,538.28	(60.12)	10,156.58
d)	Employee benefits expense	964.65	1,045.22	711.06	3,005.25	4,110.01
e)	Consumption of Stores and Spares	1,510.28	2,207.46	9.54	5,371.02	3,378.73
f)	Depreciation and amortisation expense	3,355.92	3,393.71	2,603.21	10,149.71	9,743.31
g)	Other Expenses	3,101.52	3,426.63	2,603.33	9,205.95	15,034.52
	<b>Total Expenses</b>	<b>23,414.29</b>	<b>24,264.47</b>	<b>8,825.36</b>	<b>65,068.73</b>	<b>97,581.60</b>
<b>3</b>	<b>Profit / (Loss) from operations before other income, finance costs and exceptional items (1-2)</b>	<b>(5,922.74)</b>	<b>(8,084.80)</b>	<b>(5,744.40)</b>	<b>(18,351.34)</b>	<b>(37,770.66)</b>
<b>4</b>	<b>Other Income</b>	<b>475.82</b>	<b>305.86</b>	<b>48.28</b>	<b>825.06</b>	<b>1,215.73</b>
<b>5</b>	<b>Profit / (Loss) from ordinary activities before finance costs and exceptional items (3+4)</b>	<b>(5,446.92)</b>	<b>(7,778.94)</b>	<b>(5,696.12)</b>	<b>(17,526.28)</b>	<b>(36,554.93)</b>
<b>6</b>	<b>Finance Costs</b>	<b>7,034.95</b>	<b>6,147.22</b>	<b>5,557.44</b>	<b>19,343.09</b>	<b>24,946.07</b>
<b>7</b>	<b>Profit / (Loss) from ordinary activities after finance costs but before exceptional items (5-6)</b>	<b>(12,481.87)</b>	<b>(13,926.16)</b>	<b>(11,253.56)</b>	<b>(36,869.37)</b>	<b>(61,501.00)</b>
<b>8</b>	<b>Exceptional Items (Refer Note 9)</b>	<b>3,689.73</b>	<b>1,411.62</b>	<b>-</b>	<b>5,113.45</b>	<b>-</b>
<b>9</b>	<b>Profit / (Loss) from ordinary activities before tax (7-8)</b>	<b>(16,171.60)</b>	<b>(15,337.78)</b>	<b>(11,253.56)</b>	<b>(41,982.82)</b>	<b>(61,501.00)</b>
<b>10</b>	<b>Tax Expenses :</b>					
a)	Current Tax	-	-	-	-	(13.99)
b)	Income Tax relating to Earlier Years	-	-	-	-	-
c)	MAT Credit Entitlement	-	-	-	-	(20,626.75)
d)	Deferred Tax Charge/ (Credit)	(5,041.30)	(4,635.92)	(3,047.68)	(13,077.35)	(40,860.26)
<b>11</b>	<b>Net Profit / (Loss) from ordinary activities after tax (9-10)</b>	<b>(11,130.30)</b>	<b>(10,701.86)</b>	<b>(8,205.88)</b>	<b>(28,905.47)</b>	<b>(40,860.26)</b>
<b>12</b>	<b>Extraordinary items</b>	<b>-</b>	<b>-</b>	<b>-</b>	<b>-</b>	<b>-</b>
<b>13</b>	<b>Net Profit / (Loss) for the period (11+12)</b>	<b>(11,130.30)</b>	<b>(10,701.86)</b>	<b>(8,205.88)</b>	<b>(28,905.47)</b>	<b>(40,860.26)</b>
<b>14</b>	<b>Paid up Equity Share Capital (Face Value ₹10 per share)</b>	<b>12,349.95</b>	<b>12,349.95</b>	<b>12,349.95</b>	<b>12,349.95</b>	<b>12,349.95</b>
<b>15</b>	<b>Reserves excluding Revaluation reserves</b>				<b>(12,680.82)</b>	<b>14,724.99</b>
<b>16</b>	<b>Earning per share :</b>					
	-Basic (not annualised) (in ₹)	(9.01)	(8.67)	(6.64)	(23.41)	(33.09)
	-Diluted (not annualised) (in ₹)	(9.01)	(8.67)	(6.64)	(23.41)	(33.09)



*[Handwritten Signature]*


**Notes:**

**(1) Standalone Statement of Assets and Liabilities**

		(₹ In Lacs)	
Particulars		As at	As at
		31st March 2016	30th June 2015
<b>A.</b>	<b>EQUITY AND LIABILITIES</b>		
1	Shareholders' Funds		
	(a) Share Capital	12,349.95	12,349.95
	(b) Reserves and Surplus	36,011.78	64,988.42
	Sub-Total - Shareholders' Funds	48,361.73	77,338.37
2	Non-Current Liabilities		
	(a) Long-Term Borrowings	1,60,843.28	1,58,257.60
	(b) Other Long Term Liabilities	36,506.29	31,426.20
	(c) Long-Term Provisions	710.10	570.12
	Sub-Total - Non-Current Liabilities	1,98,059.67	1,90,253.92
3	Current Liabilities		
	(a) Short-Term Borrowings	46,508.73	36,691.48
	(b) Trade Payables	34,849.43	26,991.43
	(c) Other Current Liabilities	15,172.27	6,608.61
	(d) Short-Term Provisions	197.55	220.47
	Sub-Total - Current Liabilities	96,727.98	70,511.99
	<b>TOTAL - EQUITY AND LIABILITIES</b>	<b>3,43,149.38</b>	<b>3,38,104.28</b>
<b>B.</b>	<b>ASSETS</b>		
1	Non-Current Assets		
	(a) Fixed Assets	2,08,630.77	2,16,280.46
	(b) Non-Current Investments	7,325.95	7,325.14
	(c) Deferred Tax Assets (Net)	26,413.41	13,336.06
	(d) Long-term Loans and Advances	21,456.74	24,022.32
	(e) Other Non-Current Assets	781.87	521.96
	Sub-Total - Non-Current Assets	2,64,608.74	2,61,485.94
2	Current assets		
	(a) Inventories	59,314.98	60,705.84
	(b) Trade Receivables	13,113.51	8,322.19
	(c) Cash and Bank Balances	828.69	456.08
	(d) Short-Term Loans and Advances	4,631.23	6,203.03
	(e) Other Current Assets	652.23	931.20
	Sub-Total - Current Assets	78,540.64	76,618.34
	<b>TOTAL - ASSETS</b>	<b>3,43,149.38</b>	<b>3,38,104.28</b>

- (2) The above financial results were reviewed by the Audit Committee and approved by the Board of Directors at their respective meetings held on 26th May 2016 and have been audited by the statutory auditors.
- (3) Section 2(41) of the companies Act 2013 requires all companies to have their financial year ending on 31st March. The Company has adopted this change from the current financial year and accordingly, the current financial year of the company is for nine month period from 1st July 2015 to 31st March 2016 (herein after referred as "Year ended 31st March 2016"). Accordingly, the figure for the current financial year are not comparable to those of the previous year.
- (4) The figure of the last quarter are the balancing figures between audited figures in respect of the full financial year up to 31st March 2016 (refer note 2) and the unaudited published year to date figures up to 31st December 2015 being the date of the end of the second quarter of the financial year which were subjected to a limited review.
- (5) As the Company's business activity falls within a single primary business segment, viz. "Iron & Steel Products", the disclosure requirements of Accounting Standard - 17 "Segment Reporting", as notified by the Companies (Accounting Standards) Rules 2006 (as amended) are not applicable.
- (6) The Board of Directors of the Company in its meeting held on July 22, 2013 has approved to amalgamate Zion Steel Limited (ZSL) with the Company and to amalgamate the Company (post amalgamation of ZSL) with the wholly owned subsidiary, Orissa Manganese & Minerals Limited (OMML), through a composite scheme of amalgamation between ZSL, OMML and the Company (the Scheme) as per the provision of Section 391 to 394 of the Companies Act, 1956. The appointed date of the amalgamation is 1st July 2012. The scheme has been approved by the Shareholders and Creditors of the Company in there meeting held on 19th and 20th April 2014 respectively and the Official Liquidator, Orissa High Court, Cuttack has submitted its report dated 17th July 2014 that the affairs of the Company appears to have not been conducted in a manner prejudicial to the interest of its members or to public interest and the Hon'ble High Court may consider to pass order as deemed fit and proper in that manner. Upon effectiveness of the Scheme, every shareholder of ZSL holding 17 (seventeen) fully paid-up equity shares of ₹ 10/- each shall be entitled to receive 1 (one) fully paid-up equity shares of ₹ 10/- each in the Company and every shareholder of the Company (post amalgamation of ZSL) holding 1 (one) fully paid-up equity shares of ₹ 10/- each shall be entitled to receive 1 (one) fully paid-up equity shares of ₹ 10/- each in the wholly owned subsidiary, OMML.
- (7) The Company has provided deferred tax assets amounting to ₹ 5,041.30 lacs and ₹ 13,077.35 lacs for the quarter and nine months period ended 31st March 2016 respectively based on future profitability projection. The management is of the view that future taxable income will be available to realise/adjust such deferred tax assets.
- (8) The Company holds equity shares of Adhunik Power and Natural Resources Limited (Book Value ₹ 1,000.02 lacs) as a strategic investment which is classified as long term investments as defined by Accounting Standard 13. The Company is of the view that the diminution in the value of investment is temporary and hence not provided for.
- (9) Exceptional items includes forex loss on preclosure of currency derivative transaction from a bank ₹ 647.00 lacs and provision for doubtful debts/advances ₹ 4,466.45 lacs.
- (10) There are no extraordinary items during the periods reported above.
- (11) Prior Period Figures have been regrouped/rearranged wherever necessary.

Place : Kolkata  
Date : 26th May 2016



By order of the Board of Directors  
For Adhunik Metaliks Limited




Ghanshyam Das Agarwal  
Chairman



**Auditor's Report On Consolidated Year to Date Results of Adhunik Metaliks Limited Pursuant to the Regulation 33 of the SEBI (Listing Obligations and Disclosure Requirements) Regulations, 2015**

To Board of Directors of Adhunik Metaliks Limited

1. We have audited the accompanying consolidated financial results ('the Statement') of Adhunik Metaliks Limited ('the Company') and its subsidiaries (collectively referred to as 'the Group'), associates and joint ventures for the year ended 31<sup>st</sup> March 2016, attached herewith, being submitted by the Company pursuant to requirement of Regulation 33 of SEBI (Listing Obligations and Disclosure Requirements) Regulations, 2015.
2. The Statement has been prepared based on the basis of annual consolidated financial statements which are the responsibility of Company's management. Our responsibility is to express an opinion on the Statement based on our audit of such consolidated financial statements, which have been prepared in accordance with the recognition and the measurement principles laid down under relevant accounting standard prescribed under section 133 of the Companies Act, 2013 ('the Act') read with rule 7 of the Companies (Accounts) Rules, 2014 and other accounting principles generally accepted in India and in compliance with requirement of Regulation 33 of SEBI (Listing Obligations and Disclosure Requirements) Regulations, 2015.
3. We conducted our audit in accordance with the auditing standards generally accepted in India. Those standards require that we plan and perform the audit to obtain reasonable assurance about whether the financial results are free of material misstatement(s). An audit includes examining, on a test basis, evidence supporting the amounts disclosed as financial results. An audit also includes assessing the accounting principles used and significant estimates made by management. We believe that our audit provides a reasonable basis for our opinion.
4. We did not review total revenue of Rs. NIL for the quarter ended 31<sup>st</sup> March, 2015 and Rs NIL year to date and total assets of Rs. 954.04 lacs as on that date, included in the accompanying financial results relating to the foreign branch of the company. The financial information for the branch has been audited by other auditor and our conclusion is based solely on the report of such auditor.
5. a) We did not audit the financial statements of 4 (four) subsidiaries and 1(one) joint venture included in the consolidated year to date results, whose financial statements reflect total assets of Rs.1,406.46 lacs as at 31<sup>st</sup> March 2016 and total revenue of Rs.47.93 lacs for the year ended on that date. These financial statements and other financial information have been audited by other auditors whose reports have been furnished to us by the Management and our opinion on the consolidated financial results, in so far as it relates to the amounts and disclosures included in respect of these subsidiaries is based solely on the reports of other auditors.
6. a) We draw attention the fact that the parent company has made long term investments in Adhunik Power and Natural Resources Limited amounting to Rs. 1,000.02 lacs comprising of 4,200,000 equity share @ Rs23.81 per share. The said investments continue to be valued at cost. Due to non availability of audited financial statements for the financial year 2015-16, we have relied on, audited financial statements of Adhunik Power and Natural Resources Limited for the year ended 31<sup>st</sup> March 2015 where book value is at Rs. 6.69 per share, leads to decline in the value of investment. However, the company has not made diminution in value of its investments as required under Accounting Standard 13 - Accounting for Investments, as it considers such investment was as long term strategic investment and in view of the management such diminution are temporary in nature. Accordingly, impact, if any, on the consolidated financials is currently not ascertainable.



b) We draw attention the fact that one of the subsidiary company, Orissa Manganese & Minerals & Limited, has made long term investments in Adhunik Power and Natural Resources Limited amounting to Rs. 47,259.88 lacs comprising of 21,32,25,068 equity share @ Rs.22.16 per share and investment in convertible preference share amounting to Rs. 4,684.00 lacs comprising of 468,400 convertible preference share @Rs.1000 per share. The said investments continue to be valued at cost. Due to non availability of audited financial statements for the financial year 2015-16, we have relied on audited financial statements of Adhunik Power and Natural Resources Limited for the year ended 31<sup>st</sup>March 2015 where book value is at Rs. 6.69 per share, leads to decline in the value of investment. However, the company has not made diminution in value of its investments as required under Accounting Standard 13 -Accounting for Investments, as it considers such investment was as long term strategic investment and in view of the management such diminution are temporary in nature. Accordingly, impact, if any, on the consolidated financials is currently not ascertainable.

Our opinion is not modified in respect of these matter

7. *We draw attention to following:*


*Note 7 of the consolidated financial results, in case of Adhunik Metaliks Limited with regard to the recognition of deferred tax assets amounting to Rs.26,413.41 lacs(including Rs.5,041.30 lacs in March'16 quarter, Rs.4635.92 lacs in December'15 quarter and Rs3400.13 lacs in September'15 quarter), on unabsorbed depreciation, business losses and other timing differences incurred by the Company. Based on the unexpected orders on hand, the management is confident that sufficient future taxable income will be available against which such deferred tax assets will be realised. However, based on our review, we conclude that, in absence of virtual certainty supported by convincing evidence that sufficient taxable income will be available against which the deferred tax assets can be realised, such recognition is not consistent with the principles enunciated under Accounting Standard 22, Accounting for Taxes on Income(AS 22).*

8. In our opinion and to the best of our information and according to the explanations given to us, the Statement:

(i) include financial results of the following entities;

Name of the Entity	Relationship
Orissa Manganese & Minerals Limited	Subsidiary
Orchid Global Resources Pte. Limited	Subsidiary
Global Commodity & Resources Pte. Limited	Subsidiary
Vasundhra Resources Limited	Subsidiary
Kolkata Glass & Ceramics Limited	Subsidiary
Neepaz B.C. Dagra Steels Private Limited	Joint Venture
United Minerals	Partnership


Further we draw attention to Point No. 5 to the consolidated financial results, in respect of non consolidation of financial results of one of its Associates namely M/s Adhunik Power and Natural Resources Limited due to non availability of audited accounts for the year ended 31<sup>st</sup> March 2016.



(ii) have been presented in accordance with the requirements of Regulation 33 of the SEBI (Listing Obligations and Disclosure Requirements) Regulations, 2015 in this regard; and

(iii) except for the matters described in paragraph 7 above, give a true and fair view of the consolidated net loss and other financial information for the year ended 31<sup>st</sup> March 2016

For Das & Prasad  
Chartered Accountants  
Firm Registration No: 0303054E



A handwritten signature in black ink, appearing to read "Anil Kumar Agarwal".

Anil Kumar Agarwal  
Partner  
Membership No.: 062368

Place: Kolkata  
Date: 26<sup>th</sup> May, 2016




**Adhunik Metaliks Limited**  
 Regd. Office : Chadrihariharpur, P.O. Kuarmunda, Sundargarh, Odisha-770039  
 CIN: L28110OR2001PLC017271

(₹ In Lacs)

**PART - I STATEMENT OF CONSOLIDATED FINANCIAL RESULTS FOR THE QUARTER AND YEAR ENDED 31ST MARCH 2016**

	Particulars	Year Ended	
		31st Mar 2016 (Nine Months) (Refer Note 4) (Audited)	30th June 2015 (Twelve Months) (Audited)
<b>1</b>	<b>Income from operations</b>		
a)	Net Sales / Income from Operations (Net of excise duty)	66,679.52	1,10,707.36
b)	Other Operating Income	104.22	122.55
	<b>Total income from operations (net)</b>	<b>66,783.74</b>	<b>1,10,829.91</b>
<b>2</b>	<b>Expenses</b>		
a)	Cost of materials consumed	43,482.47	58,616.59
b)	Purchase of stock-in-trade	1,181.63	11,667.44
c)	Changes in Inventories of finished goods, work-in-progress and stock-in-trade	2,372.93	10,792.49
d)	Employees benefit expense	4,539.60	6,722.84
e)	Consumption of Stores and Spares	5,827.52	4,095.88
f)	Depreciation and amortisation expense	14,673.09	14,709.77
g)	Other Expenses	17,036.28	33,752.94
	<b>Total Expenses</b>	<b>89,113.52</b>	<b>1,40,357.95</b>
<b>3</b>	<b>Profit/(Loss) from Operations before Other Income, Finance Costs and Exceptional Items (1-2)</b>	<b>(22,329.78)</b>	<b>(29,528.04)</b>
<b>4</b>	<b>Other Income</b>	<b>2,624.63</b>	<b>1,641.19</b>
<b>5</b>	<b>Profit/(Loss) before Finance Costs and Exceptional Items (3+4)</b>	<b>(19,705.15)</b>	<b>(27,886.85)</b>
<b>6</b>	<b>Finance Costs</b>	<b>37,974.42</b>	<b>45,289.28</b>
<b>7</b>	<b>Profit/(Loss) from after Finance Costs but before Exceptional Items (5-6)</b>	<b>(57,679.57)</b>	<b>(73,176.13)</b>
<b>8</b>	<b>Exceptional Items (Refer Note 9)</b>	<b>6,812.43</b>	
<b>9</b>	<b>Profit/(Loss) from before tax (7-8)</b>	<b>(64,492.00)</b>	<b>(73,176.13)</b>
<b>10</b>	<b>Tax Expenses :</b>		
a)	Current Tax	0.24	
b)	Tax relating to Earlier Years	(771.99)	(284.19)
c)	Deferred Tax Charge/(Credit)	(17,340.55)	(24,525.94)
<b>11</b>	<b>Net Profit/(loss) after tax but before minority interest (9-10)</b>	<b>(46,379.70)</b>	<b>(48,366.00)</b>
<b>12</b>	<b>Minority Interest</b>	<b>(12.09)</b>	<b>(7.42)</b>
<b>13</b>	<b>Net Profit / (Loss) after tax (11-12)</b>	<b>(46,367.61)</b>	<b>(48,358.58)</b>
<b>14</b>	<b>Paid up Equity Share Capital (Face Value ₹10 per share)</b>	<b>12,349.95</b>	<b>12,349.95</b>
<b>15</b>	<b>Reserves excluding Revaluation reserves</b>	<b>(556.56)</b>	<b>44,316.76</b>
<b>16</b>	<b>Earning per share :</b>		
	-Basic (not annualised) (in ₹)	(37.54)	(39.16)
	-Diluted (not annualised) (in ₹)	(37.54)	(39.16)



## Notes:

## (1) Segment-wise Revenue, Results and Capital Employed

(₹ in lacs)

PART - I STATEMENT OF CONSOLIDATED FINANCIAL RESULTS FOR THE QUARTER AND YEAR ENDED 31ST MARCH 2016	Year Ended	
	31st Mar 2016 (Nine Months) (Refer Note 4) (Audited)	30th June 2015 (Twelve Months) (Audited)
Segment Revenue (Net)		
a. Iron & Steel	56,573.30	1,01,680.61
b. Mining	10,547.58	10,451.93
Total	67,120.88	1,12,132.54
Less : Inter segment revenue	337.14	1,302.63
Total Net sales/income from operations	66,783.74	1,10,829.91
Segment Results before Finance costs and Tax		
a. Iron & Steel	(28,738.52)	(27,781.75)
b. Mining	2,011.10	(471.04)
Total	(26,727.42)	(28,252.79)
Less : Unallocable items		
i. Finance Costs (Net of interest income)	37,715.52	44,882.36
ii. Unallocable expense net-off unallocable income	49.06	40.98
Profit/(loss) before tax	(64,492.00)	(73,176.13)
Capital Employed (Segment assets- Segment Liabilities).		
a. Iron & Steel	4,40,858.26	3,96,058.67
b. Mining	54,002.12	64,626.63
c. Unallocated	(4,34,373.81)	(3,53,742.65)
Total	60,486.57	1,06,942.65

Business Segment : The Group is primarily engaged in the business of manufacturing and sale of iron and steel products. However, besides Iron & Steel, the Group has also identified Mining and Power as reportable segment in terms of Accounting Standard 17 on "Segment Reporting".

## (2) Consolidated Statement of Assets and Liabilities

(₹ in lacs)


Particulars	As at	
	31st Mar 2016	30th June 2015
<b>A. EQUITY AND LIABILITIES</b>		
1 Shareholders' funds		
(a) Share Capital	12,349.95	12,349.95
(b) Reserves and Surplus	48,136.04	94,580.20
Sub-total - Shareholders' funds	60,485.99	1,06,930.15
2 Minority Interests	0.58	12.50
3 Non-current liabilities		
(a) Long Term Borrowing	3,81,564.08	3,66,031.19
(b) Other long term Liabilities	1,196.06	1,695.28
(c) Long term provisions	894.01	808.87
Sub-total - Non-current liabilities	3,83,654.15	3,68,535.34
4 Current liabilities		
(a) Short Term Borrowing	65,078.15	51,180.41
(b) Trade Payables	50,582.49	40,107.09
(c) Other Current Liabilities	32,003.77	14,483.09
(d) Short Term Provisions	272.11	257.18
Sub-total - Current liabilities	1,47,936.52	1,06,027.77
<b>Total - EQUITY AND LIABILITIES</b>	<b>5,92,077.24</b>	<b>5,81,505.76</b>
<b>B. ASSETS</b>		
1 Non-current assets		
(a) Fixed Assets	2,91,373.30	3,02,115.38
(b) Goodwill on Consolidation	5,972.29	5,971.94
(c) Non Current Investments	44,025.77	43,761.77
(d) Deferred tax assets (net)	25,592.80	8,252.25
(e) Long Term Loans and Advances	47,331.77	42,250.18
(f) Other Non-Current Assets	2,499.37	1,424.32
Sub-total - Non-current assets	4,16,795.30	4,03,775.84
2 Current assets		
(a) Inventories	81,895.65	83,799.25
(b) Trade Receivables	42,006.18	27,336.80
(c) Cash & Bank Balances	1,124.95	2,349.03
(d) Short Term Loans and Advances	48,374.82	60,634.26
(e) Other Current Assets	1,880.34	3,610.58
Sub-total - Current assets	1,75,281.94	1,77,729.92
<b>Total - ASSETS</b>	<b>5,92,077.24</b>	<b>5,81,505.76</b>




*Abal*

- (3) The above financial results were reviewed by the Audit Committee and approved by the Board of Directors at their respective meetings held on 26th May 2016 and have been audited by the statutory auditors.
- (4) Section 2(41) of the companies Act 2013 requires all companies to have their financial year ending on 31st March. The Company has adopted this change from the current financial year and accordingly, the current financial year of the company is for nine month period from 1st July 2015 to 31st March 2016 (herein after referred as "Year ended 31st March 2016"). Accordingly, the figure for the current financial year are not comparable to those of the previous year.
- (5) The Consolidated Financial Results, which relates to the Company and its Subsidiaries, Joint venture except an Associate, have been prepared in accordance with the principles and procedures for the preparation and presentation of Consolidated Accounts as set out in Accounting Standards (AS 21, AS 23 and AS 27) as notified by the Companies (Accounting Standards) Rules, 2006 (as amended).
- (6) The Board of Directors of the Company in its meeting held on July 22, 2013 has approved to amalgamate Zion Steel Limited (ZSL) with the Company and to amalgamate the Company (post amalgamation of ZSL) with the wholly owned subsidiary, Orissa Manganese & Minerals Limited (OMML), through a composite scheme of amalgamation between ZSL, OMML and the Company (the Scheme) as per the provision of Section 391 to 394 of the Companies Act, 1956. The appointed date of the amalgamation is 1st July 2012. The scheme has been approved by the Shareholders and Creditors of the above Companies in their meeting held on 19th and 20th April 2014 respectively and the Official Liquidator, Orissa High Court, Cuttack has submitted its report dated 17th July 2014 that the affairs of the Company appears to have not been conducted in a manner prejudicial to the interest of its members or to public interest and the Hon'ble High Court may consider to pass order as deemed fit and proper in that manner. Upon effectiveness of the Scheme, every shareholder of ZSL holding 17 (seventeen) fully paid-up equity shares of ₹ 10/- each shall be entitled to receive 1 (one) fully paid-up equity shares of ₹ 10/- each in the Company and every shareholder of the Company (post amalgamation of ZSL) holding 1 (one) fully paid-up equity shares of ₹ 10/- each shall be entitled to receive 1 (one) fully paid-up equity shares of ₹ 10/- each in the wholly owned subsidiary, OMML.
- (7) In case of Adhunik Metaliks Limited, deferred tax assets amounting to ₹ 5,041.30 lacs and ₹ 13,077.35 lacs for the quarter and nine months period ended 31st March 2016 respectively based on future profitability projection. The management is of the view that future taxable income will be available to realise/adjust such deferred tax assets.
- (8) The Company holds equity shares and preference shares of Adhunik Power and Natural Resources Limited (Book Value ₹ 43,754.12 lacs) as a strategic investment which is classified as long term investments as defined by Accounting Standard 13. The Company is of the view that the diminution in the value of investment is temporary and hence not provided for.
- (9) Exceptional Items includes forex loss on preclosure of currency derivative transaction from a bank ₹ 647.00 lacs and provision for doubtful debts/advances ₹ 6,165.43 lacs.
- (10) There are no extraordinary items during the periods reported above.
- (11) Prior Period Figures have been regrouped/rearranged wherever necessary.

Place : Kolkata  
Date: 26th May 2016



By order of the Board of Directors  
For Adhunik Metaliks Limited



Avam Das Agarwal  
Chairman