


Introductory sub-table (I)(a)


Name of the Company : Exide Industries Limited			
Scrip Code : BSE : 500086			
Name of the scrip : EXIDEIND			
Class of security : EQUITY			
Quarter ended : 30.06.2015			
Partly paid-up shares:-	No. of partly paid-up shares	As a % of total no. of partly paid-up shares	As a % of total no. of shares of the company
Held by promoter/promoter group	NIL	0	0.00
Held by public	NIL	0	0.00
Total - D	NIL	0.00	0.00
Outstanding convertible securities:-		As a % of total no. of outstanding convertible securities	As a % of total no. of shares of the company, assuming full conversion of the convertible securities
	No. of outstanding securities		
Held by promoter/promoter group	NIL	0.00	0.00
Held by public	NIL	0.00	0.00
Total - E	NIL	0.00	0.00
Warrants:-	No. of warrants	As a % of total no. of warrants	As a % of total no. of shares of the company, assuming full conversion of warrants
Held by promoter/promoter group	NIL	0.00	0.00
Held by public	NIL	0.00	0.00
Total - F	NIL	0.00	0.00
Total paid-up capital of the company, assuming full conversion of warrants and convertible securities	Rs.850000000 (850000000 shares of Re.1/- each)		




Statement Showing Shareholding Pattern								
Category code	Category of Shareholder	Number of Shareholders	Table (I)(a)		30.06.2015			
			Total number of shares	Number of shares held in dematerialized form	Total shareholding as a percentage of total number of shares		Shares Pledged or otherwise encumbered	
					As a percentage of (A+B) ¹	As a percentage of (A+B+C)	Number of shares	As a percentage
(I)	(II)	(III)	(IV)	(V)	(VI)	(VII)	(VIII)	(IX) = (VIII)/(IV)*100
(A)	Shareholding of Promoter and Promoter Group ²						N.A	N.A
1	Indian							
(a)	Individuals/ Hindu Undivided Family							
(b)	Central Government/ State Government(s)							
(c)	Bodies Corporate							
(d)	Financial Institutions/ Banks							
(e)	Any Others(Specify)							
(e-i)								
(e-ii)								
	Sub Total(A)(1)	0	0	0	0.00	0.00	0	0.00
2	Foreign						NIL	NIL
a	Individuals (Non-Residents Individuals/ Foreign Individuals)							
b	Bodies Corporate	1	3909,54,666	3909,54,666	45.99	45.99	NIL	NIL
c	Institutions							
d	Qualified Foreign Investor							
e	Any Others(Specify)							
(e-i)								
(e-ii)								
	Sub Total(A)(2)	1	3909,54,666	3909,54,666	45.99	45.99	0	0.00
	Total Shareholding of Promoter and Promoter Group (A)= (A)(1)+(A)(2)	1	3909,54,666	3909,54,666	45.99	45.99	NIL	NIL
(B)	Public shareholding						N.A	N.A
1	Institutions							
(a)	Mutual Funds/ UTI	78	559,61,100	559,61,100	6.59	6.59		
(b)	Financial Institutions / Banks	49	21,85,458	18,14,695	0.26	0.26		
(c)	Central Government/ State Government(s)							
(d)	Venture Capital Funds							
(e)	Insurance Companies	13	753,38,410	753,38,410	8.86	8.86		
(f)	Foreign Institutional Investors	118	1437,45,500	1437,38,740	16.91	16.91		
(g)	Foreign Venture Capital Investors							
(h)	Qualified Foreign Investor							
(i)	Any Other (specify)							
(i-i)								
(i-ii)								
	Sub-Total (B)(1)	258	2772,30,468	2768,52,945	32.62	32.62	0	0.00



B 2	Non-institutions						N.A	N.A
(a)	Bodies Corporate	1117	868,31,669	866,66,825	10.22	10.22		
(b)	Individuals							
I	Individuals - i. Individual shareholders holding nominal share capital up to Rs 1 lakh	89894	729,51,755	574,11,030	8.58	8.58		
II	ii. Individual shareholders holding nominal share capital in excess of Rs. 1 lakh.	33	145,06,247	138,22,168	1.71	1.71		
(c)	Qualified Foreign Investor							
(d)	Any Other (specify)							
(d-i)	NRI	1888	35,06,881	31,75,447	0.41	0.41		
(d-ii)	Foreign National	6	85,740	-	0.01	0.01		
(d-iii)	Clearing Member	225	12,23,352	12,23,352	0.14	0.14		
(d-iv)	Trust	25	26,86,182	26,86,182	0.32	0.32		
(d-v)	Custodian of Enemy Property	1	23,040	-	0.00	0.00		
	Sub-Total (B)(2)	93189	1818,14,866	1649,85,004	21.39	21.39	0	0.00
(B)	Total Public Shareholding (B)= (B)(1)+(B)(2)	93447	4590,45,334	4418,37,949	54.01	54.01	0	0.00
	TOTAL (A)+(B)	93448	8500,00,000	8327,92,615	100.00	100.00	0	0.00
(C)	Shares held by Custodians and against which Depository Receipts have been issued							
1	Promoter and Promoter Group							
2	Public							
	Sub-Total (C)	0	-	-	0.00	0.00	0	0.00
	GRAND TOTAL (A)+(B)+(C)	93448	8500,00,000	8327,92,615	100.00	100.00	0	0.00




SL. No.	Notes



(1)(b) Statement showing holding of securities (including shares, warrants, convertible securities) of persons belonging to the category "Promoter and Promoter Group"

Sr. No.	Name of the shareholder	Details of Shares held		Encumbered shares (*)			Details of warrants		Details of convertible securities		30.06.2015 Total shares (including underlying shares assuming full conversion of warrants and convertible securities) as a % of diluted share capital
		Number of shares held	As a % of grand total (A)+(B)+(C)	No.	As a percentage	As a % of grand total (A)+(B)+(C) of sub-clause (1)(a)	Number of warrants held	As a % total number of warrants of the same class	Number of convertible securities held	As a % total number of convertible securities of the same class	
(i)	(ii)	(iii)	(iv)	(v)	(vi)=(v)/(iii)*100	(vii)	(viii)	(ix)	(x)	(xi)	(xii)
1	Chloride Eastern Ltd.	3909,54,666	45.99	0	0.00	0.00	0	0.00	0	0.00	45.99
TOTAL		3909,54,666	45.99	0	0.00	0.00	0	0.00	0	0.00	45.99
Note : (*) - More than one folio clubbed											

(*) The term "encumbrance" has the same meaning as assigned to it in regulation 28(3) of the SAST Regulations, 2011




(I)(c)(i) Statement showing holding of securities (including shares, warrants, convertible securities) of persons belonging to the category "Public" and holding more than 1% of the total number of shares

30.06.2015

Sr. No.	Name of the shareholder	Number of shares held	Shares as a percentage of total number of shares (i.e., Grand Total (A)+(B)+(C) indicated in Statement at para (1)(a) above)	Details of warrants		Details of convertible securities		Total shares (including underlying shares assuming full conversion of warrants and convertible securities) as a % of diluted share capital
				Number of warrants held	As a % total number of warrants of the same class	Number of convertible securities held	% w.r.t total number of convertible securities of the same class	
1	ICICI Prudential value Discovery Fund	89,94,782	1.06	0	0.00	0	0.00	1.06
2	Hathway Investments Ltd	362,52,730	4.32	0	0.00	0	0.00	4.32
3	Life Insurance Corp. of India	382,66,418	4.50	0	0.00	0	0.00	4.50
4	The New India Assurance Co.Ltd.	179,88,628	2.12	0	0.00	0	0.00	2.12
5	Amansa Holdings Private Ltd.	131,93,271	1.55	0	0.00	0	0.00	1.55
6	Nalanda India Equity Fund Ltd.	302,67,261	3.56	0	0.00	0	0.00	3.56
7	HDFC Standard Life Insurance Co.Ltd.	133,63,717	1.57	0	0.00	0	0.00	1.57
8	Nalanda India Fund Ltd.	158,07,349	1.86	0	0.00	0	0.00	1.86
9	Government Pension Fund Global	173,36,552	2.04	0	0.00	0	0.00	2.04
	TOTAL	1919,70,708	22.58	0	0.00	0	0.00	22.58
	Note : (*) - More than one folio clubbed							



30.06.2015



30.06.2015


30.06.2015

Sr. No.	Name of the shareholder	Number of locked-in shares	Locked-in shares as a percentage of total number of shares {i.e., Grand Total (A)+(B)+(C) indicated in Statement at para (I)(a) above}	Promoter/ Promoter Group/Public
		0	0.00	
----- NIL -----				
TOTAL		0	0.00	



(II)(a) Statement showing details of Depository Receipts (DRs)

Sr. No.	Type of outstanding DR (ADRs, GDRs, SDRs, etc.)	Number of outstanding DRs	Number of shares underlying outstanding DRs	Shares underlying outstanding DRs as a percentage of total number of shares {i.e., Grand Total (A)+(B)+(C) indicated in Statement at para (I)(a) above}
----- NIL -----				
TOTAL		0	0	0.00



(II)(b) Statement showing holding of Depository Receipts (DRs), where underlying shares held by "promoter/promoter group" are in excess of 1% of the total number of shares

Sr. No.	Name of the DR Holder	Type of outstanding DR (ADRs, GDRs, SDRs, etc.)	Number of shares underlying outstanding DRs	Shares underlying outstanding DRs as a percentage of total number of shares {i.e., Grand Total (A)+(B)+(C) indicated in Statement at para (I)(a) above}
1				0.00
2				
3				
4				
5				
6				
7				
8				
9				
TOTAL			0	0.00

