

E-mail : birlasugar@birla-sugar.com

Phone : (033) 2242 9956

Fax : (033) 2248 6369

# PREMIUM EXCHANGE & FINANCE LIMITED

CIN : L65923WB1991PLC053076

9/1, R. N. MUKHERJEE ROAD, 5TH FLOOR, KOLKATA-700 001

## Through Speed Post

21<sup>st</sup> July, 2017

The Secretary  
National Stock Exchange of India Ltd.  
Exchange Plaza, 5th Floor  
Plot No. C/1, G Block  
Bandra-Kurla Complex, Bandra (E)  
Mumbai 400 051

The Dy. General Manager  
Corporate Relationship Department  
Bombay Stock Exchange Ltd.  
1st Floor, New Trading Ring, Rotunda Building  
P.J. Towers, Dalal Street, Fort  
Mumbai 400 001

Dear Sir,

**Sub: Disclosure in terms of Regulations 31(1) and 31(2) of SEBI (Substantial Acquisition of Shares & Takeovers) Regulations 2011- Creation of encumbrance of 1,25,000 Equity Shares of Chambal Fertilisers & Chemicals Limited.**

We, Premium Exchange & Finance Limited., one of the Promoters of Chambal Fertilisers & Chemicals Limited (Chambal) write to inform you that out of 30,86,500 Equity Shares equivalent to 0.74% of the total paid up Equity Share Capital of Chambal held by us, an aggregate of 1,25,000 Equity Shares equivalent to 0.03 % of the total paid up equity share capital have been pledged by us in favour of HDFC Bank Limited today i.e. 21<sup>st</sup> July, 2017.

As required under the SEBI (Substantial Acquisition of Shares & Takeovers) Regulations 2011 enclosed please find the declaration under Regulation 31(1) and 31(2) of SEBI (Substantial Acquisition of Shares & Takeovers) Regulations 2011.

You are kindly requested to take note of the above.

Thanking You,

Yours faithfully,  
For Premium Exchange & Finance Limited

*Devendra Khemka*

Devendra Khemka  
Director  
DIN – 00008693




Encl : as above


Cc: Chambal Fertilisers & Chemicals Limited  
Corporate Office, 1<sup>st</sup> Floor  
5, Commercial Centre, Jasola  
New Delhi- 110 025

**Format for disclosure by the Promoter(s) to the stock exchanges and to the Target Company for encumbrance of shares / invocation of encumbrance/  
release of encumbrance, in terms of Regulation 31(1) and 31(2) of SEBI (Substantial Acquisition of Shares and Takeovers) Regulations, 2011**


Name of the Target Company(TC)					Chambal Fertilisers & Chemicals Limited									
Names of the stock exchanges where the shares of the target company are listed					Bombay Stock Exchange Limited National Stock Exchange of India Limited									
Date of reporting					21.07.2017									
Name of the promoter or PAC on whose shares encumbrance has been					Premium Exchange & Finance Limited									
Details of the creation of encumbrance:														
Name of the promoter(s) or PACs with him*		Promoter holding the target company (1)		Promoter holding already encumbered (2)		Details of events pertaining to encumbrance (3)						Post event holding of encumbered shares (creation [(2)+(3)]/release [(2)-		
Name	Number	% of total share capital	Number	% of total share capital	Type of event (creation/release/invocation)	Date of event (creation/release/invocation)	Type of encumbrance (pledge/lien/non disposal undertaking/others)	Reasons for encumbrance **	Number	% of total share capital	Name of the entity in whose favour shares encumbered ***	Number	% of total share capital	
Premium Exchange & Finance Limited	30,86,500	0.74	0	0	Creation	21.07.2017	Pledge	For issue of Bank Guarantee	1,25,000	0.03	HDFC Bank Limited	1,25,000	0.03	
Adventz Finance Private Limited	2,65,407	0.06	0	0	N.A.	N.A.	N.A.	N.A.	N.A.	N.A.	N.A.	N.A.	N.A.	
Adventz Securities Enterprises Limited	20,022	0.00	0	0	N.A.	N.A.	N.A.	N.A.	N.A.	N.A.	N.A.	N.A.	N.A.	
Akshay Poddar	22,60,025	0.54	0	0	N.A.	N.A.	N.A.	N.A.	N.A.	N.A.	N.A.	N.A.	N.A.	
Arhant Nopany (Minor)	13,500	0.00	0	0	N.A.	N.A.	N.A.	N.A.	N.A.	N.A.	N.A.	N.A.	N.A.	
Champaran Marketing Co. Ltd.	3,02,500	0.07	0	0	N.A.	N.A.	N.A.	N.A.	N.A.	N.A.	N.A.	N.A.	N.A.	
Chandra Shekhar Nopany	323775	0.08	0	0	N.A.	N.A.	N.A.	N.A.	N.A.	N.A.	N.A.	N.A.	N.A.	




Chandra Shukhar Company as Karata of CS Company	240100	0.06	0	0	N.A.	N.A.	N.A.	N.A.	N.A.	N.A.	N.A.	N.A.	N.A.
Deepshikha Trading Company Private Ltd.	200	0.00	0	0	N.A.	N.A.	N.A.	N.A.	N.A.	N.A.	N.A.	N.A.	N.A.
Dune Commerce Limited	5,50,200	0.13	0	0	N.A.	N.A.	N.A.	N.A.	N.A.	N.A.	N.A.	N.A.	N.A.
Earthstone Holding (Two) Limited	136,56,476	3.28	0	0	N.A.	N.A.	N.A.	N.A.	N.A.	N.A.	N.A.	N.A.	N.A.
Earthstone Investment & Finance Limited	84,24,515	2.02	0	0	N.A.	N.A.	N.A.	N.A.	N.A.	N.A.	N.A.	N.A.	N.A.
Ganges Securities Limited	7,04,160	0.17	6,37,365	0.15	N.A.	N.A.	N.A.	N.A.	N.A.	N.A.	N.A.	6,37,365	0.15
Goldind Sugar Mills Limited	1,947	0.00	0	0	N.A.	N.A.	N.A.	N.A.	N.A.	N.A.	N.A.	N.A.	N.A.
Jyotsna Poddar	3971866	0.95	0	0	N.A.	N.A.	N.A.	N.A.	N.A.	N.A.	N.A.	N.A.	N.A.
Jyotsna Poddar (Trustee of Jyotsna Poddar Family Trust)	125000	0.03	0	0	N.A.	N.A.	N.A.	N.A.	N.A.	N.A.	N.A.	N.A.	N.A.
La Monde Trading & Investments Private Ltd.	15,000	0.00	0	0	N.A.	N.A.	N.A.	N.A.	N.A.	N.A.	N.A.	N.A.	N.A.
Manavta Holdings Limited	34,25,000	0.82	0	0	N.A.	N.A.	N.A.	N.A.	N.A.	N.A.	N.A.	N.A.	N.A.
Manbhawani Investment Ltd.	48,00,000	1.15	0	0	N.A.	N.A.	N.A.	N.A.	N.A.	N.A.	N.A.	N.A.	N.A.



Master Exchange & Finance Limited	16,01,600	0.38	0	0	N.A.	N.A.	N.A.	N.A.	N.A.	N.A.	N.A.	N.A.	N.A.
Nadani Company	16234667	3.90	0	0	N.A.	N.A.	N.A.	N.A.	N.A.	N.A.	N.A.	N.A.	N.A.
New India Retailing and Investment Ltd.	5,81,163	0.14	0	0	N.A.	N.A.	N.A.	N.A.	N.A.	N.A.	N.A.	N.A.	N.A.
Nijiri Plantations Limited	40,56,740	0.97	0	0	N.A.	N.A.	N.A.	N.A.	N.A.	N.A.	N.A.	N.A.	N.A.
Papuri Trading and Investment Company Ltd.	1,00,000	0.02	0	0	N.A.	N.A.	N.A.	N.A.	N.A.	N.A.	N.A.	N.A.	N.A.
Ricon Commerce Ltd.	1,50,200	0.04	0	0	N.A.	N.A.	N.A.	N.A.	N.A.	N.A.	N.A.	N.A.	N.A.
Rorson Traders Ltd.	68,29,000	1.64	0	0	N.A.	N.A.	N.A.	N.A.	N.A.	N.A.	N.A.	N.A.	N.A.
RTM Investment and Trading Co. Ltd.	19,46,200	0.47	0	0	N.A.	N.A.	N.A.	N.A.	N.A.	N.A.	N.A.	N.A.	N.A.
RTN Properties Ltd.	1,25,000	0.03	0	0	N.A.	N.A.	N.A.	N.A.	N.A.	N.A.	N.A.	N.A.	N.A.
Sarej Kumar Poddar	706128	0.17	0	0	N.A.	N.A.	N.A.	N.A.	N.A.	N.A.	N.A.	N.A.	N.A.
SCM Investment & Trading Co. Ltd.	5,61,200	0.13	0	0	N.A.	N.A.	N.A.	N.A.	N.A.	N.A.	N.A.	N.A.	N.A.
Shalini Nopany	5,000	0.00	0	0	N.A.	N.A.	N.A.	N.A.	N.A.	N.A.	N.A.	N.A.	N.A.
Shital Commercial Limited	1,38,318	0.03	0	0	N.A.	N.A.	N.A.	N.A.	N.A.	N.A.	N.A.	N.A.	N.A.
Shobhana Bhartia	2726686	0.66	0	0	N.A.	N.A.	N.A.	N.A.	N.A.	N.A.	N.A.	N.A.	N.A.



Shadha Agrwala	325900	0.08	0	0	N.A.	N.A.	N.A.	N.A.	N.A.	N.A.	N.A.	N.A.	N.A.
Shree Vihar Properties Ltd.	7,00,000	0.17	0	0	N.A.	N.A.	N.A.	N.A.	N.A.	N.A.	N.A.	N.A.	N.A.
Shruti Vora	410000	0.10	0	0	N.A.	N.A.	N.A.	N.A.	N.A.	N.A.	N.A.	N.A.	N.A.
Shyam Sunder Bhartia	110	0.00	0	0	N.A.	N.A.	N.A.	N.A.	N.A.	N.A.	N.A.	N.A.	N.A.
Sich Enterprises Limited	1,53,500	0.04	0	0	N.A.	N.A.	N.A.	N.A.	N.A.	N.A.	N.A.	N.A.	N.A.
SIL Investments Limited	318,13,455	7.64	0	0	N.A.	N.A.	N.A.	N.A.	N.A.	N.A.	N.A.	N.A.	N.A.
SIL Properties Ltd.	1,00,000	0.02	0	0	N.A.	N.A.	N.A.	N.A.	N.A.	N.A.	N.A.	N.A.	N.A.
Siron India Limited	22,00,000	0.53	0	0	N.A.	N.A.	N.A.	N.A.	N.A.	N.A.	N.A.	N.A.	N.A.
Sorali Commercial Ltd.	3,79,350	0.09	0	0	N.A.	N.A.	N.A.	N.A.	N.A.	N.A.	N.A.	N.A.	N.A.
Texmaco Infrastructure & Holdings Limited	1,06,864	0.03	0	0	N.A.	N.A.	N.A.	N.A.	N.A.	N.A.	N.A.	N.A.	N.A.
Texmaco Rail & Engineering Ltd.	10,00,000	0.24	0	0	N.A.	N.A.	N.A.	N.A.	N.A.	N.A.	N.A.	N.A.	N.A.
The Hindustan Times Limited	529,49,679	12.72	0	0	N.A.	N.A.	N.A.	N.A.	N.A.	N.A.	N.A.	N.A.	N.A.
Urvi Nopany	73,500	0.02	0	0	N.A.	N.A.	N.A.	N.A.	N.A.	N.A.	N.A.	N.A.	N.A.
Uttam Commercial Ltd.	68,57,100	1.65	0	0	N.A.	N.A.	N.A.	N.A.	N.A.	N.A.	N.A.	N.A.	N.A.
Uttar Pradesh Trading Co. Ltd.	12,62,635	0.30	12,62,635	0.30	N.A.	N.A.	N.A.	N.A.	N.A.	N.A.	N.A.	12,62,635	0.30



Yashovardhan Investment & Trading Co. Ltd.	75,24,500	1.81	0	0	N.A.	N.A.	N.A.	N.A.	N.A.	N.A.	N.A.	N.A.	N.A.
Zuari Global Limited	590,15,360	14.18	0	0	N.A.	N.A.	N.A.	N.A.	N.A.	N.A.	N.A.	N.A.	N.A.
Zuari Investments Limited	4,02,840	0.10	0	0	N.A.	N.A.	N.A.	N.A.	N.A.	N.A.	N.A.	N.A.	N.A.

*D. Dhenke*

Signature of the Authorized Signatory

Place: *Kolkata*

Date: *21-07-2017*

\*The names of all the promoters, their shareholding in the target company and their pledged shareholding as on the reporting date should appear in the table irrespective of whether they are reporting on the date of event or not.

\*\* For example, for the purpose of collateral for loans taken by the company, personal borrowing, third party pledge, etc.

\*\*\*This would include name of both the lender and the trustee who may hold shares directly or on behalf of the lender.

