



FAX : 28134075
PHONE : 28134076
E-mail : investors@indianbank.co.in

Corporate Office
Investor Services Cell
254-260, Avvai Shanmugam Salai
Royapettah
Chennai 600 014

Ref : ISC / 559 / 2017-18

06.11.2017

The Vice President National Stock Exchange of India Limited "Exchange Plaza", Bandra Kurla Complex Bandra East Mumbai - 400 051.	The Manager BSE Limited Phiroze Jeejibhai Towers Dalal Street Mumbai - 400 001
--	---

Dear Sir,

Sub : Corporate Announcement - NSE Symbol : INDIANB - Scrip Code: 532814.

Anent the above, we enclose the statement showing the Standalone Reviewed Financial Results of the Bank for the quarter / half-year ended September 30, 2017 and Notes forming part of the Financial Results, approved by the Board of Directors of the Bank at its meeting held on November 06, 2017 at Chennai.

We also send herewith the Limited Review Report of the Statutory Central Auditors of the Bank for the quarter / half-year ended September 30, 2017.

We request you to take on record the same.

Yours faithfully,



(Bimal Shah)
Company Secretary & Compliance Officer

Encl : a/a.

1/6.

Reviewed Financial Results for the Quarter / Half Year ended 30th September 2017

		Quarter ended			Half Year Ended		Year ended
		30.09.2017	30.06.2017	30.09.2016	30.09.2017	30.09.2016	31.03.2017
Particulars		(Reviewed)	(Reviewed)	(Reviewed)	(Reviewed)	(Reviewed)	(Audited)
1	Interest earned (a)+(b)+(c)+(d)	415957.44	413596.59	399438.97	829554.03	806568.57	1603974.55
	(a) Interest/discount on advances/bills	290233.81	282787.24	291950.54	573021.05	584781.86	1146132.08
	(b) Income on investments	121044.97	126337.06	103922.05	247382.03	215314.54	442395.17
	(c) Interest on balances with Reserve Bank of India and other inter bank funds	4066.67	3860.48	2853.23	7927.15	4984.40	12558.91
	(d) Others	611.99	611.81	713.15	1223.80	1487.77	2888.39
2	Other Income	71458.93	65207.49	58462.07	136666.42	102628.76	221137.16
A	Total Income (1 + 2)	487416.37	478804.08	457901.04	966220.45	909197.33	1825111.71
3	Interest Expended	261590.87	267648.66	271613.74	529239.53	555111.24	1089369.06
4	Operating Expenses (e) + (f)	88264.97	85916.18	85667.26	174181.15	163147.68	335671.96
	(e) Employees cost	50970.37	51098.64	49417.58	102069.01	97976.94	199148.66
	(f) Other Operating expenses (All items exceeding 10 % of the total expenditure excluding interest expenditure may be shown separately)	37294.60	34817.54	36249.68	72112.14	65170.74	136523.30
B	Total Expenditure (3 + 4) (excluding provisions and contingencies)	349855.84	353564.84	357281.00	703420.68	718258.92	1425041.02
C	Operating Profit (A-B) (Profit before Provisions and Contingencies)	137560.53	125239.24	100620.04	262799.77	190938.41	400070.69
D	Provisions (other than tax) and Contingencies of which provisions for Non-Performing Assets	74455.44	71555.58	47827.16	146011.02	89526.63	224247.06
E	Exceptional items	0.00	0.00	0.00	0.00	0.00	0.00
F	Profit from ordinary activities before tax (C-D-E)	63105.09	53683.66	52792.88	116788.75	101411.78	175823.63
G	Provision for Taxes	17950.79	16443.12	12279.15	34393.91	30162.21	35255.91
H	Net Profit from Ordinary Activities after tax(F-G)	45154.30	37240.54	40513.73	82394.84	71249.57	140567.72
I	Extraordinary items (net of tax expense)		0.00	0.00	0.00	0.00	0.00
J	a) Net Profit for the period (H-I)	45154.30	37240.54	40513.73	82394.84	71249.57	140567.72
	Share of earning in Associates(RRBs)						
	Minority Interest						
	b) Net Profit for the period (after Minority Interest)	45154.30	37240.54	40513.73	82394.84	71249.57	140567.72
5	Paid-up equity share capital (Face Value of each share - ₹10/-)	48029.17	48029.17	48029.17	48029.17	48029.17	48029.17
6	Reserves excluding Revaluation Reserves (as per balance sheet of previous accounting year)	1398129.96	1398129.96	1299805.85	1398129.96	1299805.85	1398129.96
7	Analytical Ratios						
	(i) Percentage of shares held by Government of India	82.10	82.10	82.10	82.10	82.10	82.10
	(ii) Capital Adequacy Ratio (Basel III)	13.16%	13.58%	14.34%	13.16%	14.34%	13.64%
	a) Common Equity Tier (CET) 1 Ratio	11.30%	11.71%	12.24%	11.30%	12.24%	11.82%
	b) Additional Tier 1 Ratio	0.36%	0.38%	0.42%	0.36%	0.42%	0.38%
	(iii) Earnings Per Share						
	(a) Basic and diluted EPS before Extraordinary items (net of tax expenses) for the period, for the year to date and for the previous year (not to be annualized)	**9.40	**7.75	**8.44	**17.16	**14.83	29.27
	(b) Basic and diluted EPS after Extraordinary items for the period, for the year to date and for the previous year (not to be annualized)	**9.40	**7.75	**8.44	**17.16	**14.83	29.27
	(iv) (a) Amount of gross non-performing assets	962394.88	965301.74	919207.21	962394.88	919207.21	986513.87
	(b) Amount of net non-performing assets	474820.86	523861.19	565696.02	474820.86	565696.02	560656.51
	(c) % of Gross NPAs	6.67	7.21	7.28	6.67	7.28	7.47
	(d) % of Net NPAs	3.41	4.05	4.62	3.41	4.62	4.39
	(v) Return on Assets (annualised %)	0.79	0.66	0.79	0.73	0.69	0.67
	** Not annualised						





Place Chennai
Date 06.11.2017

M K Bhattacharya
Executive Director

A S Bajeev
Executive Director

Kishor Kharat
Managing Director & CEO



Particulars	Quarter Ended			Half Year Ended		Year Ended
	30.09.2017 (Reviewed)	30.06.2017 (Reviewed)	30.09.2016 (Reviewed)	30.09.2017 (Reviewed)	30.09.2016 (Reviewed)	31.03.2017 (Audited)
Part A. Business Segments						
I. Segment Revenue						
(a) Treasury Operations	160609.95	1 63 170.77	1 39 150.59	3 23 780.72	2 73 423.66	5 56 211.13
(b) Corporate / Wholesale Banking	167168.84	1 61 281.75	1 67 415.94	3 28 450.59	3 40 448.87	6 67 920.54
(c) Retail Banking	156009.52	1 51 796.35	1 48 241.93	3 07 805.87	2 89 670.30	5 88 313.70
(d) Other Banking operations	3628.06	2 555.21	3 092.58	6 183.27	5 654.50	12 666.34
Total	4 87 416.37	4 78 804.08	4 57 901.04	9 66 220.45	9 09 197.33	18 25 111.71
Less : Inter segment Revenue						
Income from operations	4 87 416.37	4 78 804.08	4 57 901.04	9 66 220.45	9 09 197.33	18 25 111.71
2. Segment Results- Profit before tax						
(a) Treasury Operations	75 280.96	68 079.43	48 023.96	1 43 360.39	97 328.90	1 90 592.06
(b) Corporate / Wholesale Banking	31 254.63	29 373.70	27 812.02	60 628.33	49 473.51	1 08 365.82
(c) Retail Banking	28 608.02	26 390.76	23 607.46	54 998.78	40 397.48	92 741.46
(d) Other Banking Operations	2 416.92	1 395.35	1 176.60	3 812.27	3 738.52	8 371.35
Total	1 37 560.53	1 25 239.24	1 00 620.04	2 62 799.77	1 90 938.41	4 00 070.69
Add : (i) Other Un-allocable Income						
(ii) Exceptional item						
Less : (i) Minority Interest						
(ii) Other Un-allocated Expenditure	74 455.44	71 555.58	47 827.16	1 46 011.02	89 526.63	2 24 247.06
Total Profit Before Tax	63 105.09	53 683.66	52 792.88	1 16 788.75	1 01 411.78	1 75 823.63
Less : Provisions for taxation	17 950.79	16 443.12	12 279.15	34 393.91	30 162.21	35 255.91
Profit after tax	45 154.30	37 240.54	40 513.73	82 394.84	71 249.57	1 40 567.72
Other Information						
3.Capital Employed						
(Segment Assets - Segment Liabilities)						
(a) Treasury Operations	6 81 744.73	4 91 201.84	6 69 394.16	6 81 744.73	6 69 394.16	3 24 732.83
(b) Corporate / Wholesale Banking	7 98 033.47	8 52 212.83	7 41 334.71	7 98 033.47	7 41 334.71	9 56 779.26
(c) Retail Banking	7 34 078.13	7 65 516.73	5 77 779.77	7 34 078.13	5 77 779.77	8 28 652.21
(d) Other Banking Operations	55.75	55.75	55.75	55.75	55.75	55.75
(e) Unallocated	- 4 16 557.77	- 3 56 869.57	- 2 96 049.97	- 4 16 557.77	- 2 96 049.97	- 3 94 019.06
Total	17 97 354.31	17 52 117.58	16 92 514.42	17 97 354.31	16 92 514.42	17 16 200.99
Part B - Geographic Segments						
I. Revenue						
a) Domestic Operations	4 79 908.46	4 70 695.42	4 50 810.65	9 50 603.88	8 94 872.89	17 97 177.04
b) Foreign Operations	7 507.91	8 108.66	7 090.39	15 616.57	14 324.44	27 934.67
Total	4 87 416.37	4 78 804.08	4 57 901.04	9 66 220.45	9 09 197.33	18 25 111.71
II. Assets						
a) Domestic Operations	2 23 05 368.94	209 97 876.94	196 21 651.09	2 23 05 368.94	1 96 21 651.09	2 11 16 269.23
b) Foreign Operations	6 90 443.48	9 09 060.73	9 30 524.46	6 90 443.48	9 30 524.46	7 07 045.46
Total	2 29 95 812.42	2 19 06 937.67	2 05 52 175.55	2 29 95 812.42	2 05 52 175.55	2 18 23 314.69

Notes : 1. Segment Revenue and expenses have been apportioned on the basis of Segment assets, wherever direct allocation is not possible.
2. Figures of the previous period have been regrouped wherever considered necessary to conform to current period classification.



Place : Chennai
Date : 06.11.2017



M K Bhattacharya
Executive Director

A S Rajeev
Executive Director


Kishor Kharat
Managing Director & CEO



STATEMENT OF ASSETS AND LIABILITIES


(₹ in lakhs)

Particulars	As on 30.09.2017 (Reviewed)	As on 30.09.2016 (Reviewed)	As on 31.03.2017 (Audited)
LIABILITIES			
Capital	48029.17	48029.17	48029.17
Reserves and Surplus	1749325.15	1644485.26	1668171.83
Deposits	19866881.71	17815886.65	18250928.25
Borrowings	812936.77	425883.53	1263688.90
Other Liabilities & Provisions	518639.63	617890.94	592496.55
TOTAL	22995812.43	20552175.55	21823314.70
ASSETS			
Cash & Balances with R B I	417986.34	878835.80	558870.03
Balances with Banks and Money at Call and Short Notice	409960.80	525976.73	445301.90
Investments	6867359.55	5924523.13	6755178.86
Advances	13920608.32	12256304.27	12769928.20
Fixed Assets	342708.41	344334.60	344260.46
Other Assets	1037189.01	622201.02	949775.25
TOTAL	22995812.43	20552175.55	21823314.70





M K Bhattacharya
Executive Director


A S Rajeef
Executive Director


Kishor Kharat
Managing Director & CEO



Place: Chennai
Date : 06.11.2017



Notes forming part of the Standalone Unaudited Financial Results (Reviewed) of the Bank for the Quarter/Half Year ended September 30, 2017

1. The above financial results have been reviewed by the Audit Committee of the Board and approved by the Board of Directors in the meeting held on November 6th, 2017. The results have been subjected to limited review by the Statutory Central Auditors of the Bank in line with the guidelines issued by the Reserve Bank of India and as per the requirements of SEBI (Listing Obligations and Disclosure Requirements) Regulations, 2015.
2. The above financial results for the quarter/half year ended September 30, 2017 have been prepared following the same accounting policies and practices as those followed in the Annual Financial Statements for the year ended March 31, 2017.
3. The financial results for the quarter and half year ended 30th September 2017 have been arrived at after considering provisions for Non-Performing Advances, Non-Performing Investments, Standard Advances, Restructured Advances, SDR/S4A accounts, provision for exposure to entities with Unhedged Foreign Currency Exposure and depreciation on Investments and on Fixed Assets and other usual and necessary provisions. Provision for employee benefits pertaining to Pension, Gratuity and Leave Encashment has been made on the basis of actuarial valuation.
4. As per RBI directions for initiating Insolvency Process-Provisioning Norms vide letter No.DBR.NO. BP: 15199/21.04.048/2016-17 dated June 23, 2017, in respect of eight borrowal accounts covered under provisions of Insolvency and Bankruptcy Code (IBC), the Bank was required to make additional provision of Rs.357.26 crore to be proportionately spread over 3 quarters starting from 2nd quarter i.e. September 2017 in order to make required provision by March 2018. Accordingly, additional provision of Rs.119.08 crore has been made during the quarter, leaving a balance provision of Rs.238.18 crore to be proportionately spread over remaining two quarters i.e. December 2017 and March 2018.
5. Based on the available financial statements and the declaration from borrowers, the Bank has estimated the liability towards Unhedged Foreign Currency Exposure to their constituents in terms of RBI circular DBOD.NO.BP.BC.85/21.06.200/13-14 dated January 15, 2014 and holds a provision of Rs. 719.63 Lakhs as on 30.09.2017. During the quarter ended 30th September 2017 incremental liability of Rs.26.01 Lakhs has been provided.
6. In accordance with RBI Circular DBR.No.BP.BC.1/21.06.201/2015-16 dated July 01, 2015 banks are required to make Pillar 3 disclosures under Basel III capital requirements. The disclosures are being made available on the Bank's website www.indianbank.in. These Pillar 3 disclosures have not been subjected to limited review by the Statutory Central Auditors of the Bank.
7. Non Performing Loan Provision Coverage Ratio is 65.40% as on September 30, 2017.
8. Figures for the corresponding previous periods have been regrouped / reclassified, wherever considered necessary.
9. The number of investors' complaints received and disposed off during the period from July 01, 2017 to September 30, 2017:



Beginning : Nil	Received : 17	Resolved : 17	Closing : Nil
-----------------	---------------	---------------	---------------


M K Bhattacharya
Executive Director


A S Rajeev
Executive Director


Kishor Kharat
Managing Director & CEO

Place: Chennai
Date : November 6th, 2017




7/6


Limited Review Report

To
The Board of Directors
Indian Bank
Chennai

1. We have reviewed the accompanying statement of unaudited financial results of INDIAN BANK (the "Bank") for the Quarter/ Half Year ended 30th September 2017. The disclosures relating to "Pillar 3 under Basel III Capital Regulations", "Leverage Ratio" and "Liquidity Coverage Ratio" as have been disclosed on the Bank's website and in respect of which a link has been provided in the aforesaid financial results have not been reviewed by us. These financial results are the responsibility of the Bank's Management and have been approved by the Board of Directors. Our responsibility is to issue a report on these financial results based on our review.
2. The financial results incorporate the relevant returns of 20 branches and Treasury branch reviewed by us, 1 foreign branch reviewed by other firm of auditors specially appointed for this purpose and unreviewed returns in respect of 2256 branches including 2 foreign branches. In the conduct of our review, we have relied on the review reports in respect of non-performing assets submitted by the concurrent auditors of 199 branches and inspection teams of the bank for 221 branches to the bank management. These review reports cover 64.62 per cent of the advances portfolio of the Bank (excluding outstanding advances of asset recovery branches and food credit of the Bank) and 72.78 per cent of non-performing assets of the Bank as on 30th September, 2017. Apart from these review reports, in the conduct of our review, we have also relied upon various returns received from the branches / zones of the Bank.
3. We conducted our review in accordance with the Standard on Review Engagement (SRE) 2410, "Review of Interim Financial Information Performed by the Independent Auditor of the Entity" issued by The Institute of Chartered Accountants of India. This standard requires that we plan and perform the review to obtain moderate assurance as to whether the financial statements are free from material misstatement. A review of Interim Financial Information consists of making inquiries, primarily of persons responsible for financial and accounting matters, and applying analytical and other review procedures. A review is substantially less in scope than an audit conducted in accordance with Standards on Auditing and consequently does not enable us to obtain assurance that we would become aware of all significant matters that might be identified in an audit. Accordingly, we do not express an audit opinion.
4. Based on our review as aforesaid, subject to limitations in scope as mentioned in Para 2 above, nothing has come to our attention that causes us to believe that the accompanying statement of unaudited financial results together with the notes thereon, prepared in accordance with applicable Accounting Standards and other prevailing recognised accounting practices and policies has not disclosed the information required to be disclosed in terms of Regulation 33 of the SEBI (Listing Obligations and Disclosure Requirements) Regulations, 2015 read with Reserve Bank of India Circular Ref. No. RBI/2016-17/29 – DBS.ARS.No.BC.2/08.91.001/2016-17 dated 28.07.2016 with respect to Half yearly/Quarterly review of accounts of public sector banks, including the manner in which it is to be disclosed, or that it contains any material misstatement or that it has not been prepared in accordance with the relevant prudential norms issued by the Reserve Bank of India in respect of income recognition, asset classification, provisioning and other related matters.


For PADMANABHAN RAMANI &
RAMANUJAM
Chartered Accountants
FR No. 002510S


G VIVEKANANDAN
Partner
(M. No.028339)




For G BALU ASSOCIATES LLP
Chartered Accountants
FR No.000376S/S200073


R RAVISHANKAR
Partner
(M No. 026819)




For PRAKASH CHANDRA JAIN & CO
Chartered Accountants
FR No. 002438C


PRATEEK NALWAYA
Partner
(M No. 414356)




For GANDHI MINOCHA & CO.
Chartered Accountants
FR No.000458N


MANOJ BHARDWAJ
Partner
(M. No. 098606)



For PAMS & ASSOCIATES
Chartered Accountants
FR No.316079E


SATYAJIT MISHRA
Partner
(M. No 057293)



Place : Chennai
Date : 06th November, 2017

6/6