

Kiri Industries Limited

Future Full of Colours....

May 11, 2015

To,
BSE Limited
1st Floor, Rotunda Building,
B.S. Marg, Fort, Mumbai - 400 001

Dear Sir,

Sub: Re-submission of Shareholding Pattern as per Clause 35 of the Listing Agreement for the quarter ended 31st March, 2015.

**Ref: Your mail dated 11th May, 2015
Scrip Code – 532967**

With reference to your mail dated 11th May, 2015, we are enclosing herewith Revised complete Shareholding Pattern as per Clause 35 of the Listing Agreement for the quarter ended 31st March, 2015 by incorporating Annexure (I)(c)(ii) – Public holding more than 5%.

We are also uploading the Revised Shareholding pattern on BSE online portal.

We request you to take the same on record.


Thanking you,

Yours faithfully,

For Kiri Industries Limited

Suresh Gondalia

**Suresh Gondalia
Company Secretary
Encl: As stated**



Corporate Identification Number (CIN) - L24231GJ1998PLC034094

DYES
Plot No : 299/1/A&B, Phase-II, Nr. Water Tank, GIDC, Vatva,
Ahmedabad - 382 445, Gujarat, India.
Phone : +91-79-25394477
Fax : +91-79-25834960
Email : engage@kiriindustries.com Web : www.kiriindustries.com

INTERMEDIATES
Plot No : 396/399/403/404, EPC Canal Road, Village : Dudhwada,
Tal : Padra, Dist : Vadodara - 391450, Gujarat, India.
Phone : +91-2662-273444
Fax : +91-2662-273444
Email : intermediates@kiriindustries.com Web : www.kiriindustries.com

CHEMICALS
Plot No : 552, 566, 567, 569-71, Village : Dudhwada, Tal : Padra,
Dist : Vadodara - 391 450 Gujarat, India.
Phone : +91-2662-273724, 25
Fax : +91-2662-273726
Email : intermediates@kiriindustries.com Web : www.kiriindustries.com

Introductory sub-table (I)(a)			
Name of the Company: KIRI INDUSTRIES LIMITED			
Scrip Code: BSE : 532967 NSE: KIRIINDUS			
Name of the Scrip: KIRI INDUSTRIES LIMITED			
Class of security: EQUITY SHARE of Rs. 10 EACH			
Quarter ended: MARCH 2015			
Partly paid-up shares:-	No. of partly paid-up shares	As a % of total no. of partly paid-up shares	As a % of total no. of shares of the company
Held by promoter/promoter group	0	0	0
Held by public	0	0	0
Total	0	0	0
Outstanding convertible securities:-	No. of outstanding securities	As a % of total no. of outstanding convertible securities	As a % of total no. of shares of the company, assuming full conversion of the convertible securities
Held by promoter/promoter group	0	0	0
Held by public	0	0	0
Total	0	0	0
Warrants:-	No. of warrants	As a % of total no. of warrants	As a % of total no. of shares of the company, assuming full conversion of warrants
Held by promoter/promoter group	3750000	0	14.16
Held by public	0	0	0
Total	3750000	0	14.16
Total paid-up capital of the company, assuming full conversion of warrants and convertible securities	26475126		


FOR KIRI INDUSTRIES LTD.


CHAIRMAN

Statement Showing Shareholding Pattern


Category of Shareholder	Number of Shareholders	Table (I)(a)			Shares Pledged or otherwise encumbered	
		Total number of shares	Total number of shares	Total shareholding as a percentage of total number of shares		
(I)	(III)	(IV)	(IV)	(VI)	(VIII)	(IX) = (VIII)/(IV)*100
(II)						
(A) Shareholding of Promoter and Promoter Group²						
1 Indian						
(a)	5	6740878	6740878	29.66	2006968	29.77
(b)	0	0	0	0.00	0	0.00
(c)	0	0	0	0.00	0	0.00
(d)	0	0	0	0.00	0	0.00
(e)	0	0	0	0.00	0	0.00
	5	6740878	6740878	29.66	2006968	29.77
Sub-Total(A)(1)						
2 Foreign						
a	0	0	0	0.00	0	0.00
b	0	0	0	0.00	0	0.00
c	0	0	0	0.00	0	0.00
d	0	0	0	0.00	0	0.00
e	0	0	0	0.00	0	0.00
	0	0	0	0.00	0	0.00
	5	6740878	6740878	29.66	2006968	29.77
Total Shareholding of Promoter						
(B) Public shareholding						
1 Institutions						
(a)	0	0	0	0.00	0	0.00
(b)	7	764051	764051	3.36	0	0.00
(c)	0	0	0	0.00	0	0.00
(d)	0	0	0	0.00	0	0.00
(e)	0	0	0	0.00	0	0.00
(f)	6	4127600	4127600	18.16	0	0.00
(g)	0	0	0	0.00	0	0.00
(h)	0	0	0	0.00	0	0.00
(i)	1	394246	394246	1.73	0	0.00
	14	5285897	5285897	23.26	0	0.00
Sub-Total(B)(1)						

FOR KIRI INDUSTRIES LTD.


CHAIRMAN

A	B	C	D	E	F	G	H	I	J	K	L
1	(I)(b) Statement showing holding of securities (including shares, warrants, convertible securities) of persons belonging to the category "Promoter and Promoter Group"										
2											
3											
Sr.	Name of the shareholder	Details of Shares held		Encumbered shares (*)			Details of warrants		Details of convertible securities		Total shares (including underlying shares assuming full conversion of warrants and convertible securities) as a % of diluted share capital
5	No.	Number of shares held	As a % of grand total (A) + (B) + (C)	No.	As a percentage	As a % of grand total (A)+(B)+(C) of sub-clause (I)(a)	Number of warrants held	As a % total number of warrants of the same class	Number of convertible securities held	As a % total number of convertible securities of the same class	(XII)
6	(I)	(III)	(IV)	(V)	(VI) = (V)/(III)*100	(VII)	(VIII)	(IX)	(X)	(XI)	(XII)
7	1	Pravinchandra Amratlal Kiri	2501680	11.01	854396	34.15	0	0	0	0	9.45
8	2	Manishkumar Pravinchandra Kiri	1822728	8.02	762100	41.81	0	0	0	0	6.88
9	3	Aruna Pravinchandra Kiri	461550	2.03	386790	83.80	0	0	0	0	1.74
10	4	Pravinbhai Kiri (HUF)	3682	0.02	3682	100.00	0	0	0	0	0.01
11	5	Anupama Manishkumar Kiri	1951238	8.59	0	0.00	3750000	100	0	0	21.53
12	TOTAL		6740878	29.66	2006968	29.77	3750000	100	0	0	39.63
13											
14	(*) The term "encumbrance" has the same meaning as assigned to it in regulation 28(3) of the SAST Regulations, 2011										
15											
16											
17											
18											
19											
20											
21											

FOR KIRI INDUSTRIES LTD.


CHAIRMAN

(1)(c)(i) Statement showing holding of securities (including shares, warrants, convertible securities) of persons belonging to the category "Public" and holding more than 1% of the total number of shares									
Sr. No.	Name of the shareholder	Number of shares held	Shares as a percentage of total number of shares (i.e., Grand Total (A)+(B)+(C) indicated in Statement at para (1)(a) above)	Details of warrants		Details of convertible securities		Total shares (including underlying shares assuming full conversion of warrants and convertible securities) as a % of diluted share capital	
				Number of warrants held	As a % total number of warrants of the same class	Number of convertible securities held	% w.r.t total number of convertible securities of the same class		
1	LTS Investment Funds Limited	1475126	6.49	0	0	0	0	5.57	
2	GMO Emerging Markets Fund	1452360	6.39	0	0	0	0	5.49	
3	ARES Diversified	909314	4.00	0	0	0	0	3.43	
4	AKG Finvest Ltd	665000	2.93	0	0	0	0	2.51	
5	UNO Metals Ltd	665000	2.93	0	0	0	0	2.51	
6	Manan Ajaybhai Shah	456151	2.01	0	0	0	0	1.72	
7	Kalpesh Kinarwala	440144	1.94	0	0	0	0	1.66	
8	Arial Holdings I	394246	1.73	0	0	0	0	1.49	
9	Kamini Keyoorbhai Bakshi	300979	1.32	0	0	0	0	1.14	
10	General Insurance Corporation of India	273000	1.20	0	0	0	0	1.03	
	TOTAL	7031320	30.94	0	0	0	0	26.56	

FOR KIRI INDUSTRIES LTD.


CHAIRMAN

(D)(c)(ii) Statement showing holding of securities (including shares, warrants, convertible securities) of persons (together with PAC) belonging to the category "Public" and holding more than 5% of the total number of shares of the company						
Sr. No.	Name(s) of the shareholder(s) and the Persons Acting in Concert (PAC) with them	Number of shares	Shares as a percentage of total number of shares {i.e., Grand Total (A)+(B)+(C) indicated in Statement at para (I)(a) above}	Details of warrants		Total shares (including underlying shares assuming full conversion of warrants and convertible securities) as a % of diluted share capital
				Number of warrants	As a % total number of warrants of the same class	
				Number of convertible securities held	% w.r.t total number of convertible securities of the same class	
1	LTS Investment Funds Limited	1475126	6.49	0	0	5.57
2	GMO Emerging Markets Fund	1452360	6.39	0	0	5.49
TOTAL		2927486	12.88	0	0	11.06

FOR KIRI INDUSTRIES LTD.


CHAIRMAN

(I)(d) Statement showing details of locked-in shares			
Sr. No.	Name of the shareholder	Number of locked-in shares	Locked-in shares as a percentage of total number of shares {i.e., Grand Total (A)+(B)+(C) indicated in Statement at para (I)(a) above}
1	Anupama M. Kiri	1951238	8.59
2	Kamini Bakshi	300979	1.32
	TOTAL	2252217	9.91

FOR KIRI INDUSTRIES LTD.


CHAIRMAN

(II)(b) Statement showing holding of Depository Receipts (DRs), where underlying shares held by "promoter/promoter group" are in excess of 1% of the total number of shares

Sr. No.	Name of the DR Holder	Type of outstanding DR (ADRs, GDRs, SDRs, etc.)	Number of shares underlying outstanding DRs	Shares underlying outstanding DRs as a percentage of total number of shares (i.e., Grand Total (A)+(B)+(C) indicated in
1	NIL	NIL	0	0.00
TOTAL				0.00

FOR KIRI INDUSTRIES LTD.


CHAIRMAN

Sr.No	Notes
1	Total Foreign Shareholding is 660876 Equity Shares being 2.90% of total paid up share capital of the Company.
2	The Company has not issued ADRs/GDRs.

FOR KIRI INDUSTRIES LTD.



CHAIRMAN