


ANSAL PROPERTIES AND INFRASTRUCTURE LTD.

(I)(a) Statement showing Shareholding Pattern

Name of the Company:		: ANSAL PROPERTIES & INFRASTRUCTURE LTD.	
Scrip Code, Name of the scrip, class of security : 500013, ANSALINFR (BSE)/ ANSALAPI (NSE), EQUITY SHARES			
Quarter ended		: 30 th September, 2015	
Partly paid-up shares:-			
	No. of partly paid-up shares	As a % of total no. of partly paid-up shares	As a % of total no. of shares of the company
Held by promoter/promoter group	NIL	NIL	NIL
Held by public	NIL	NIL	NIL
Total	NIL	NIL	NIL
Outstanding convertible securities:-			
	No. of outstanding securities	As a % of total no. of outstanding convertible securities	As a % of total no. of shares of the company, assuming full conversion of the convertible securities
Held by promoter/promoter group	NIL	NIL	NIL
Held by public	NIL	NIL	NIL
Total	NIL	NIL	NIL
Warrants:-			
	No. of warrants	As a % of total no. of warrants	As a % of total no. of shares of the company, assuming full conversion of warrants
Held by promoter/promoter group	NIL	NIL	NIL
Held by public	NIL	NIL	NIL
Total	NIL	NIL	NIL
Total paid-up capital of the company, assuming full conversion of warrants and convertible securities.	NIL	NIL	NIL



Category Code	Category of shareholder	No. of shareholders	Total No. of shares	No. of shares held in dematerialized form	Total shareholding as a percentage of total number of shares		Shares pledged or otherwise encumbered	
					As a percentage of (A+B) ¹	As a percentage of (A+B+C)	No. of Shares	As a percentage (IX) = (VIII)/(IV)*100
(I)	(II)	(III)	(IV)	(V)	(VI)	(VII)	(VIII)	(IX)
(A)	Shareholding of Promoter and Promoter Group²							
(1)	Indian							
(a)	Individuals/Hindu Undivided family	9	50841099	50841099	32.30	32.30	46120194	90.71
(b)	Central Government/ State Government (s)	-	-	-	-	-	-	-
(c)	Bodies Corporate	10	26403401	26403401	16.77	16.77	25499634	96.58
(d)	Financial Institutions/Banks	-	-	-	-	-	-	-
(e)	Any other (specify)	-	-	-	-	-	-	-
	Sub-Total(A)(1)	19	77244500	77244500	49.07	49.07	71619828	92.72
(2)	Foreign							
(a)	Individuals(Non Resident Individuals/Foreign individuals)	-	-	-	-	-	-	-
(b)	Bodies Corporate	-	-	-	-	-	-	-
(c)	Institutions	-	-	-	-	-	-	-
(d)	Any other (specify)	-	-	-	-	-	-	-
	Sub-Total(A)(2)	0	0	0	0	0		
	Total shareholding of Promoter and Promoter Group(A)= A(1)+A(2)	19	77244500	77244500	49.07	49.07	71619828	92.72




¹ For determining public shareholding for the purpose of Clause 40A.

² For definitions of "Promoter" and "Promoter Group", refer to Clause 40A.

Category Code	Category of shareholders	No. of shareholders	Total No. of shares	No. of shares held in dematerialized form	Total shareholding as a percentage of total number of shares		Shares pledged or otherwise encumbered	
					As a percentage of (A+B) ¹	As a percentage of (A+B+C)	No. of Shares	As a percentage (IX)=(VIII)/(IV)*100
(I)	(II)	(III)	(IV)	(V)	(VI)	(VII)	(VIII)	(IX)
(B)	Public shareholding ³						N. A.	N. A.
(1)	Institutions							
(a)	Mutual Funds/UTI	2	2600	1200	0.00	0.00	-	-
(b)	Financial Institutions/Banks	12	4478104	4476304	2.85	2.85	-	-
(c)	Central Government/State Government(s)	0	0	0	0	0	-	-
(d)	Venture Capital Funds	0	0	0	0	0	-	-
(e)	Insurance Companies	0	0	0	0	0	-	-
(f)	Foreign Institutional Investors	10	12943393	12937993	8.22	8.22	-	-
(g)	Foreign Venture Capital Investors	0	0	0	0	0	-	-
(h)	Any other(Specify)	-	-	-	-	-	-	-
	Sub-Total(B)(1)	24	17424097	17415497	11.07	11.07		
(2)	Non-institutions						N.A.	N.A.
(a)	Bodies Corporate	626	13382139	13364589	8.50	8.50	-	-
(b)	Individuals-							
	i) Individual shareholders holding nominal share capital upto Rs.1 lakh	40921	16261541	14972899	10.34	10.34	-	-
	ii) Individual shareholders holding nominal share capital in excess of Rs.1 lakh.	134	19049706	19049706	12.10	12.10	-	-
(c)	Any other (Specify):-							
	1. Trusts	0	0	0	0.00	0.00	-	-
	2. Directors & their relatives.	6	216924	216924	0.14	0.14	-	-
	3. Non Resident Indians	454	996463	996408	0.63	0.63	-	-
	4. Overseas Corporate Bodies	02	11	11	0.00	0.00	-	-
	5. Clearing Members	148	610336	610336	0.39	0.39	-	-
	6. Hindu Undivided families	743	4362664	4362664	2.77	2.77	-	-
	7.Foreign Corporate Bodies	06	7856495	7856495	4.99	4.99	-	-
	Sub-Total(B)(2)	43040	62736279	61430032	39.86	39.86		

³ For definitions of "Public Shareholding", refer to Clause 40A



Category Code	Category of shareholders	No. of shareholders	Total No. of shares	No. of shares held in dematerialized form	Total shareholding as a percentage of total number of shares		Shares pledged or otherwise encumbered	
					As a percentage of (A+B) ¹	As a percentage of (A+B+C)	No. of Shares	As a percentage (IX) = (VIII)/(IV)*100
(I)	(II)	(III)	(IV)	(V)	(VI)	(VII)	(VIII)	(IX)
	Total Public Shareholding(B)= (B)(1)+(B)(2)	43064	80160376	78845529	50.93	50.93	N.A.	N.A.
	Total (A)+(B)	43083	157404876	156090029	100.00000	100.00000	-	-
(C)	Shares held by Custodians and against which Depository receipts have been issued	-	-	-	-	-	N.A.	N.A.
	GRAND TOTAL ((A)+(B)+(C))	43083	157404876	156090029	100.00000	100.00000	71619828	45.50

N.A. – Not Applicable



(I)(b) STATEMENT SHOWING HOLDING OF SECURITIES(INCLUDING SHARES, WARRANTS, CONVERTIBLE SECURITIES) OF PERSONS BELONGING TO THE CATEGORY "PROMOTER AND PROMOTER GROUP"

S.No	Name of the shareholder	Details of Shares held		Encumbered shares (*)			Details of warrants		Details of convertible securities		Total shares (including underlying shares assuming full conversion of warrants and convertible securities as a % of diluted share capital
		Number of shares held	As a % of grand total (A) + (B) + (C)	No.	As percentage (VI) = (V)/(III)*100	As a % of grand total (A)+ (B)+ (C) of sub-clause (I)(a) (VII)	Number of warrants held	As a % total number of warrants of the same class	Number of convertible securities held	As a % total number of convertible securities of the same class	
(I)	(II)	(III)	(IV)	(V)	(VI)		(VIII)	(IX)	(X)	(XI)	(XII)
1	Smt. Sheetal Ansal	5882800	3.7374	5882800	100.0000	3.7374	-	-	-	-	-
2	Shri Pranav Ansal	7971850	5.0645	7971850	100.0000	5.0645	-	-	-	-	-
3	Smt. Kusum Ansal	8642223	5.4904	8642223	100.0000	5.4904	-	-	-	-	-
4	Amba Bhawani Properties Pvt. Ltd.	5981267	3.7999	5200000	86.9381	3.3036	-	-	-	-	-
5	Chiranjiv Investments Pvt. Ltd.	7500000	4.7648	7500000	100.00000	4.7648	-	-	-	-	-
6	Sithir Housing & Const.Pvt. Ltd.	1693200	1.0757	1693200	100.0000	1.0757	-	-	-	-	-
7	New Line Properties & Consultants Pvt. Ltd.	757570	0.4813	675570	89.1759	0.4292	-	-	-	-	-
8	Delhi Towers & Estates Pvt. Ltd.	92300	0.0586	92300	100.00000	0.0586	-	-	-	-	-
9	Prime Maxi Promotion Services Pvt. Ltd.	1997800	1.2692	1997800	100.00000	1.2692	-	-	-	-	-
10	Apna Ghar Properties Pvt. Ltd.	8340764	5.2989	8340764	100.00000	5.2989	-	-	-	-	-
11	Km. Anushka Ansal U/G Shri Pranav Ansal	1731000	1.0998	631000	36.45292	0.4009	-	-	-	-	-
12	Master Ayush Ansal U/G Shri Pranav Ansal	1589900	1.0101	0	0	0	-	-	-	-	-
13	Shri Sushil Ansal	14340225	9.1104	13632220	95.0628	8.6606	-	-	-	-	-
14	Pranav Ansal & Son (HUF)	7110101	4.5171	7110101	100.00000	4.5171	-	-	-	-	-
15	Sushil Ansal & Son (HUF)	3573000	2.2699	2250000	62.9723	1.4294	-	-	-	-	-
16	Sky Scraper Infraprojects (P) Ltd.	10500	0.0067	0	0.00000	0.00000	-	-	-	-	-
17	Orchid Realtech (P) Ltd.	30000	0.0190	0	0.00000	0.00000	-	-	-	-	-
	TOTAL	77244500	49.0737	71619828	92.7184	45.5003	-	-	-	-	-

(*) The term "encumbrance" has the same meaning as assigned to it in regulation 28(3) of the SAST Regulation, 2011



(I)(c)(i) STATEMENT SHOWING HOLDING OF SECURITIES (INCLUDING SHARES, WARRANTS, CONVERTIBLE SECURITIES) OF PERSONS BELONGING TO THE CATEGORY "PUBLIC" AND HOLDING MORE THAN 1% OF THE TOTAL NUMBER OF SHARES.

Sr. No	Name of the shareholder	Number of shares held	Shares as a percentage of total number of shares {i.e. Grand Total (A)+(B)+(C) indicated in Statement at para (I)(a) above}	Details of warrants		Details of convertible securities		Total shares (including underlying shares assuming full conversion of warrants and convertible securities) as a % of diluted share capital
				Number of warrants held	As a % total number of warrants of the same class	Number of Convertible securities held	% w.r.t total number of convertible securities of the same class	
1.	Life Insurance Corporation of India Ltd.	2292677	1.4565	-	-	-	-	-
2.	QVT Mauritius West Fund	3609524	2.2931	-	-	-	-	-
3.	Lotus Global Investments Ltd.	3278797	2.0830	-	-	-	-	-
4.	Deutsche Securities Mauritius Limited.	1701334	1.0809	-	-	-	-	-
5.	Nomura Singapore Ltd.	7087359	4.5026	-	-	-	-	-
6.	Mr. Akash Bhanshali	2977900	1.8919	-	-	-	-	-
7.	DB International (Asia) Ltd.	1699878	1.0799					
	TOTAL	22647469	14.3879	-	-	-	-	-



(I)(c)(ii) STATEMENT SHOWING HOLDING OF SECURITIES (INCLUDING SHARES, WARRANTS, CONVERTIBLE SECURITIES) OF PERSONS(TOGETHER WITH PAC) BELONGING TO THE CATEGORY "PUBLIC" AND HOLDING MORE THAN 5% OF THE TOTAL NUMBER OF SHARES OF THE COMPANY.

Sr. No	Name(s) of the shareholder(s) and the Persons Acting in Concert (PAC) with them	Number of shares	Shares as a percentage of total number of shares {i.e. Grand Total (A)+(B)+(C) indicated in Statement at para (I)(a) above}	Details of warrants		Details of convertible securities		Total shares (including underlying shares assuming full conversion of warrants and convertible securities as a % of diluted share capital)
				Number of warrants	As a % total number of warrants of the same class	Number of Convertible securities held	% w.r.t total number of convertible securities of the same class	
	NIL	NIL	NIL	-	-	-	-	-
	TOTAL	NIL	NIL	-	-	-	-	-

(I)(d) STATEMENT SHOWING DETAILS OF LOCKED - IN SHARES.


Sr. No.	Name of the shareholder	*Category of shareholders (Promoters/ Public)	Number of locked-in shares	Locked -in shares as a percentage of total number of shares(i.e. Grade Total (A)+(B)+(C) indicated in Statement at para (I) (a) above)
	NIL	NIL	NIL	NIL
	TOTAL	NIL	NIL	NIL

(II)(a) STATEMENT SHOWING DETAILS OF DEPOSITORY RECEIPTS (DRs).

Sr.No.	Type of outstanding DR (ADRs,GDRs,SDRs, etc.	Number of outstanding DRs	Number of shares underlying outstanding DRs	Shares underlying outstanding DRs as a percentage of total number of shares (i.e. Grand Total(A)+(B)+(C) indicated in statement at para (I)(a) above
1.	NIL	NIL	NIL	0.00
2.				
	TOTAL	0	0	0.00

(II)(b) STATEMENT SHOWING HOLDING OF DEPOSITORY RECEIPTS(DRs), WHERE UNDERLYING SHARES ARE IN EXCESS OF 1% OF THE TOTAL NUMBER OF SHARES.

Sr. No.	Name of the DR Holder	Type of outstanding DR (ADRs, GDRs, SDRs,etc.)	Number of Shares underlying outstanding DRs	Shares underlying outstanding DRs as a percentage of total number of shares (i.e. Grand Total(A)+(B)+(C) indicated in statement at Para (I) (a) above)
1.	NIL	NIL	NIL	0.00
	TOTAL	0	0	0.00



(III) (a) STATEMENT SHOWING THE VOTING PATTERN OF SHAREHOLDERS, IF MORE THAN ONE CLASS OF SHARES/ SECURITIES IS ISSUED BY THE ISSUER.

Category	Category of shareholder	Number of Voting Rights held in each class of securities			Total Voting Rights (III+IV+V)	Total Voting rights i.e. (VI)	
		Class X	Class Y	Class Z		As a percentage of (A+B)	As a percentage of (A+B+C)
(I)	(II)	(III)	(IV)	(V)	(VI)	(VII)	(VIII)
(A)	Promoter and Promoter Group	N.A.	N.A.	N.A.	N.A.	N.A.	N.A.
(1)	Indian						
(a)	Individuals/ Hindu Undivided Family						
(b)	Central Government/ State Government(s)						
(c)	Bodies Corporate						
(d)	Financial Institutions/ Banks						
(e)	Any Other (specify)						
	Sub-Total (A)(1)						
(2)	Foreign						
(a)	Individuals (Non-Resident Individuals/ Foreign Individuals)						
(b)	Bodies Corporate						
(c)	Institutions						
(d)	Any Other (specify)						
	Sub-Total (A)(2)						
	Total Shareholding of Promoter and Promoter Group (A)= (A)(1)+(A)(2)	N.A.	N.A.	N.A.	N.A.	N.A.	N.A.

