

Disclosure by the Promoter(s) to the stock exchanges and to the Target Company for encumbrance of shares / invocation of encumbrance / release of encumbrance, in terms of Regulation 31(1) and 31(2) of SEBI (Substantial Acquisition of Shares and Takeovers) Regulation, 2011

Name of the Target Company(TC)		PRAKASH INDUSTRIES LIMITED										
Names of the Stock Exchanges where the shares of the target company are listed		BSE Ltd. & National Stock Exchange of India Ltd.										
Date of reporting		01 September, 2015										
Name of the promoter or PAC on whose shares encumbrance has been created/ released/invoked		PRIME MERCANTILE PVT LTD										
Details of the creation of encumbrance :												
Name of the promoter(s) or PACs with him	Promoter holding in the target company (1)	Promoter holding already encumbered (2)	Details of events pertaining to encumbrance (3)									Post event holding of encumbered shares
No. of shares	% of total share capital	No. of shares	% of total share capital	Type event (creation/ release/ invocation)	Date of creation/ invocation/ release/ encumbrance	Type of encumbrance (pledge/ lien/ non disposal/ undertaking/ others)	Reasons for encumbrance	No. of shares	% of total share capital	Name of the entity in whose favour shares encumbered	No. of shares	% of total share capital
3701470	2.75	2174200	1.62	Creation	26.08.2015	Pledge	Third Party Pledge	434000	0.32	SUNIDHI CAPITAL PVT LTD	2608200	1.94
3701470	2.75	2608200	1.94	Creation	26.08.2015	Pledge	Third Party Pledge	110000	0.08	INFOSOF GLOBAL PVT LTD	2718200	2.02
3701470	2.75	2718200	2.02	Creation	28.08.2015	Pledge	Third Party Pledge	57200	0.04	BHANSALI FINCOM PVT LTD	2775400	2.06

For Prime Mercantile Pvt. Ltd.

*Om Keshav*

Authorised Signatory

Place : New Delhi

Date : 01.09.2015



\* The details of encumbrances of residual promoters as on 19.08.2015 enclosed herewith as Annexure 1 is an extract of the data available of the Target Company

**PRAKASH INDUSTRIES LIMITED**  
**Details of encumbrance of residual promoters as on 19.08.2015**

Sr. No.	Name of the Shareholder	Total shares held		Shares pledged or otherwise encumbered	
		No. of shares held	As a % of total share capital	No. of shares held	As a % of total share capital
1	SHRI V.P. AGARWAL	526884	0.39	0	0.00
2	SHRI V.P. AGARWAL (HUF)	229389	0.17	0	0.00
3	SMT. MOHINI AGARWAL	6123856	4.55	0	0.00
4	SHRI VIKRAM AGARWAL	406500	0.30	0	0.00
5	SHRI KANHA AGARWAL	18540	0.01	0	0.00
6	AIRCON SYSTEMS (INDIA) PVT. LTD.	96000	0.07	0	0.00
7	AMBROSIA COMMERCE PVT. LTD.	500000	0.37	200000	0.15
8	CHAIBASA STEEL PVT LTD	250000	0.19	0	0.00
9	DHRUV COMMERCE PVT. LTD.	4302050	3.20	4301500	3.20
10	ESSENTIAL ELECTRONICS PVT. LTD.	200400	0.15	0	0.00
11	EVERSHINE MERCANTILE PVT. LTD.	1921700	1.43	1585800	1.18
12	EXCEL FINCAP PVT. LTD.	102135	0.08	100000	0.07
13	FOCUS SECURITIES & CREDITS PVT. LTD.	1460000	1.09	335000	0.25
14	FOUR WINGS MARKETING PVT. LTD.	700	0.00	0	0.00
15	GMK BUILDERS PVT. LTD.	9901300	7.36	8001000	5.95
16	GOEL CONTAINERS PVT. LTD.	1470682	1.09	1470000	1.09
17	HISSAR TUBES PVT. LTD.	1350012	1.00	870000	0.65
18	HI-TECH MERCANTILE (INDIA) PVT. LTD.	3000695	2.23	3000000	2.23
19	NEW ERA COMMERCE & SECURITIES PVT. LTD.	251985	0.19	165000	0.12
20	OCEAN ISPAT PVT. LTD.	300000	0.22	0	0.00
21	PAREEK OVERSEAS PVT. LTD.	1200110	0.89	900000	0.67
22	PRAKASH CAPITAL SERVICES LTD.	1688467	1.26	1500000	1.12
23	PRAKASH INDUSTRIAL FINANCE LTD.	904950	0.67	704000	0.52
24	PREMIER FINCAP PVT. LTD.	793480	0.59	793000	0.59
25	PRIMENET GLOBAL LTD.	2953987	2.20	2952500	2.20
26	PROSPERO SECURITIES PVT. LTD.	611800	0.45	550000	0.41
27	ROURKELA STEEL PVT. LTD.	866133	0.64	0	0.00
28	SAMYAK SECUIIES PVT. LTD.	1500000	1.12	0	0.00
29	SHIKHA MERCANTILE PVT. LTD.	320600	0.24	0	0.00
30	SHREE LABH LAKSHMI CAPITAL SERVICES PVT. LTD.	2219471	1.65	1769000	1.32
31	SPRING MERCANTILE PVT. LTD.	1390900	1.03	1183000	0.88
32	STYLE LEASING & FINANCE PVT. LTD.	1114400	0.83	860000	0.64
33	SUNVIN TRADING & INVESTMENT PVT. LTD.	765000	0.57	765000	0.57
34	SUVARNA MARKETING PVT. LTD.	95000	0.07	0	0.00
35	SUVARNA MERCANTILE PVT. LTD.	90910	0.07	90000	0.07
36	TOOLS INDIA PVT. LTD.	900900	0.67	900000	0.67
37	UNITY MERCANTILE PVT. LTD.	1575	0.00	0	0.00
38	VANSHI FARMS PVT. LTD.	777043	0.58	475000	0.35
39	VISION MERCANTILE PVT. LTD.	3091700	2.30	2791000	2.08
40	WELTER SECURITIES LTD.	5121666	3.81	4995000	3.71
	<b>TOTAL</b>	<b>58820920</b>	<b>43.74</b>	<b>41255800</b>	<b>30.68</b>



Disclosure by the Promoter(s) to the stock exchanges and to the Target Company for encumbrance of shares / invocation of encumbrance/ release of encumbrance, in terms of Regulation 31(1) and 31(2) of SEBI (Substantial Acquisition of Shares and Takeovers) Regulation, 2011

Name of the Target Company(TC)		PRAKASH INDUSTRIES LIMITED											
Names of the Stock Exchanges where the shares of the target company are listed		BSE Ltd. & National Stock Exchange of India Ltd.											
Date of reporting		01 September, 2015											
Name of the promoter or PAC on whose shares encumbrance has been created/ released/invoked		SAMYAK SECURITIES PVT LTD											
Details of the creation of encumbrance :													
Name of the promoter(s) or PACs with him	Promoter holding in the target company (1)	Promoter holding already encumbered (2)	Details of events pertaining to encumbrance (3)										
			No. of shares	% of total share capital	No. of shares	% of total share capital	Type of event (creation/ release/ invocation)	Date of creation/ invocation/ release/ encumbrance	Type of encumbrance (pledge/ lien/ disposal of non undertaking/ others)	Reasons for encumbrance	No. of shares	% of total share capital	Name of the entity in whose favour shares encumbered
SAMYAK SECURITIES PVT LTD *	1000000	0.74	NIL	NIL	Creation	26.08.2015	Pledge	Third Party Pledge	1000000	0.74	MONEYWISE FINANCIAL SERVICES PVT LTD	1000000	0.74

For Samyak Securities Pvt. Ltd.



Authorised Signatory

Place : New Delhi  
Date : 01.09.2015

\* The details of encumbrances of residual promoters as on 19.08.2015 enclosed herewith as Annexure 1 is an extract of the data available of the Target Company

**PRAKASH INDUSTRIES LIMITED**  
**Details of encumbrance of residual promoters as on 19.08.2015**

Sr. No.	Name of the Shareholder	Total shares held		Shares pledged or otherwise encumbered	
		No. of shares held	As a % of total share capital	No. of shares held	As a % of total share capital
1	SHRI V.P. AGARWAL	526884	0.39	0	0.00
2	SHRI V.P. AGARWAL (HUF)	229389	0.17	0	0.00
3	SMT. MOHINI AGARWAL	6123856	4.55	0	0.00
4	SHRI VIKRAM AGARWAL	406500	0.30	0	0.00
5	SHRI KANHA AGARWAL	18540	0.01	0	0.00
6	AIRCON SYSTEMS (INDIA) PVT. LTD.	96000	0.07	0	0.00
7	AMBROSIA COMMERCE PVT. LTD.	500000	0.37	200000	0.15
8	CHAIBASA STEEL PVT LTD	250000	0.19	0	0.00
9	DHRUV COMMERCE PVT. LTD.	4302050	3.20	4301500	3.20
10	ESSENTIAL ELECTRONICS PVT. LTD.	200400	0.15	0	0.00
11	EVERSHINE MERCANTILE PVT. LTD.	1921700	1.43	1585800	1.18
12	EXCEL FINCAP PVT. LTD.	102135	0.08	100000	0.07
13	FOCUS SECURITIES & CREDITS PVT. LTD.	1460000	1.09	335000	0.25
14	FOUR WINGS MARKETING PVT. LTD.	700	0.00	0	0.00
15	GMK BUILDERS PVT. LTD.	9901300	7.36	8001000	5.95
16	GOEL CONTAINERS PVT. LTD.	1470682	1.09	1470000	1.09
17	HISSAR TUBES PVT. LTD.	1350012	1.00	870000	0.65
18	HI-TECH MERCANTILE (INDIA) PVT. LTD.	3000695	2.23	3000000	2.23
19	NEW ERA COMMERCE & SECURITIES PVT. LTD.	251985	0.19	165000	0.12
20	OCEAN ISPAT PVT. LTD.	300000	0.22	0	0.00
21	PAREEK OVERSEAS PVT. LTD.	1200110	0.89	900000	0.67
22	PRAKASH CAPITAL SERVICES LTD.	1688467	1.26	1500000	1.12
23	PRAKASH INDUSTRIAL FINANCE LTD.	904950	0.67	704000	0.52
24	PREMIER FINCAP PVT. LTD.	793480	0.59	793000	0.59
25	PRIMENET GLOBAL LTD.	2953987	2.20	2952500	2.20
26	PRIME MERCANTILE PVT. LTD.	3701470	2.75	2174200	1.62
27	PROSPERO SECURITIES PVT. LTD.	611800	0.45	550000	0.41
28	ROURKELA STEEL PVT. LTD.	866133	0.64	0	0.00
29	SHIKHA MERCANTILE PVT. LTD.	320600	0.24	0	0.00
30	SHREE LABH LAKSHMI CAPITAL SERVICES PVT. LTD.	2219471	1.65	1769000	1.32
31	SPRING MERCANTILE PVT. LTD.	1390900	1.03	1183000	0.88
32	STYLE LEASING & FINANCE PVT. LTD.	1114400	0.83	860000	0.64
33	SUNVIN TRADING & INVESTMENT PVT. LTD.	765000	0.57	765000	0.57
34	SUVARNA MARKETING PVT. LTD.	95000	0.07	0	0.00
35	SUVARNA MERCANTILE PVT. LTD.	90910	0.07	90000	0.07
36	TOOLS INDIA PVT. LTD.	900900	0.67	900000	0.67
37	UNITY MERCANTILE PVT. LTD.	1575	0.00	0	0.00
38	VANSHI FARMS PVT. LTD.	777043	0.58	475000	0.35
39	VISION MERCANTILE PVT. LTD.	3091700	2.30	2791000	2.08
40	WELTER SECURITIES LTD.	5121666	3.81	4995000	3.71
	<b>TOTAL</b>	<b>61022390</b>	<b>45.37</b>	<b>43430000</b>	<b>32.29</b>

*P. Praveen*



Disclosure by the Promoter(s) to the stock exchanges and to the Target Company for encumbrance of shares / Invocation of encumbrance/ release of encumbrance, in terms of Regulation 31(1) and 31(2) of SEBI (Substantial Acquisition of Shares and Takeovers) Regulation, 2011

Name of the Target Company(TC)		PRAKASH INDUSTRIES LIMITED												
Names of the Stock Exchanges where the shares of the target company are listed		BSE Ltd. & National Stock Exchange of India Ltd.												
Date of reporting		01 September, 2015												
Name of the promoter or PAC on whose shares encumbrance has been created/ released/invoked		ROURKELA STEEL PVT LTD												
Details of the creation of encumbrance :														
Name of the promoter(s) or PACs with whom		Promoter holding in the target company (1)		Promoter holding already encumbered (2)		Details of events pertaining to encumbrance (3)						Post event holding of encumbered shares		
		No. of shares	% of total share capital	No. of shares	% of total share capital	Type event (creation/ release/ invocation)	Date of creation/ invocation/ release of encumbrance	Type of encumbrance (pledge/ lien/ non disposal/ undertaking/ others)	Reasons for encumbrance	No. of shares	% of total share capital	Name of the entity in whose favour shares encumbered	No. of shares	% of total share capital
ROURKELA STEEL PVT LTD *		866133	0.64	NIL	NIL	Creation	26.08.2015	Pledge	Third Party Pledge	566000	0.42	SUNIDHI CAPITAL PVT LTD	566000	0.42

For Rourkela Steel Pvt. Ltd.



Authorised Signatory

Place : New Delhi

Date : 01.09.2015

\* The details of encumbrances of residual promoters as on 19.08.2015 enclosed herewith as Annexure 1 is an extract of the data available of the Target Company

**PRAKASH INDUSTRIES LIMITED**  
**Details of encumbrance of residual promoters as on 19.08.2015**


Sr. No.	Name of the Shareholder	Total shares held		Shares pledged or otherwise encumbered	
		No. of shares held	As a % of total share capital	No. of shares held	As a % of total share capital
1	SHRI V.P. AGARWAL	526884	0.39	0	0.00
2	SHRI V.P. AGARWAL (HUF)	229389	0.17	0	0.00
3	SMT. MOHINI AGARWAL	6123856	4.55	0	0.00
4	SHRI VIKRAM AGARWAL	406500	0.30	0	0.00
5	SHRI KANHA AGARWAL	18540	0.01	0	0.00
6	AIRCON SYSTEMS (INDIA) PVT. LTD.	96000	0.07	0	0.00
7	AMBROSIA COMMERCE PVT. LTD.	500000	0.37	200000	0.15
8	CHAIBASA STEEL PVT LTD	250000	0.19	0	0.00
9	DHRUV COMMERCE PVT. LTD.	4302050	3.20	4301500	3.20
10	ESSENTIAL ELECTRONICS PVT. LTD.	200400	0.15	0	0.00
11	EVERSHINE MERCANTILE PVT. LTD.	1921700	1.43	1585800	1.18
12	EXCEL FINCAP PVT. LTD.	102135	0.08	100000	0.07
13	FOCUS SECURITIES & CREDITS PVT. LTD.	1460000	1.09	335000	0.25
14	FOUR WINGS MARKETING PVT. LTD.	700	0.00	0	0.00
15	GMK BUILDERS PVT. LTD.	9901300	7.36	8001000	5.95
16	GOEL CONTAINERS PVT. LTD.	1470682	1.09	1470000	1.09
17	HISSAR TUBES PVT. LTD.	1350012	1.00	870000	0.65
18	HI-TECH MERCANTILE (INDIA) PVT. LTD.	3000695	2.23	3000000	2.23
19	NEW ERA COMMERCE & SECURITIES PVT. LTD.	251985	0.19	165000	0.12
20	OCEAN ISPAT PVT. LTD.	300000	0.22	0	0.00
21	PAREEK OVERSEAS PVT. LTD.	1200110	0.89	900000	0.67
22	PRAKASH CAPITAL SERVICES LTD.	1688467	1.26	1500000	1.12
23	PRAKASH INDUSTRIAL FINANCE LTD.	904950	0.67	704000	0.52
24	PREMIER FINCAP PVT. LTD.	793480	0.59	793000	0.59
25	PRIMENET GLOBAL LTD.	2953987	2.20	2952500	2.20
26	PRIME MERCANTILE PVT. LTD.	3701470	2.75	2174200	1.62
27	PROSPERO SECURITIES PVT. LTD.	611800	0.45	550000	0.41
28	SAMYAK SECUIIES PVT. LTD.	1500000	1.12	0	0.00
29	SHIKHA MERCANTILE PVT. LTD.	320600	0.24	0	0.00
30	SHREE LABH LAKSHMI CAPITAL SERVICES PVT. LTD.	2219471	1.65	1769000	1.32
31	SPRING MERCANTILE PVT. LTD.	1390900	1.03	1183000	0.88
32	STYLE LEASING & FINANCE PVT. LTD.	1114400	0.83	860000	0.64
33	SUNVIN TRADING & INVESTMENT PVT. LTD.	765000	0.57	765000	0.57
34	SUVARNA MARKETING PVT. LTD.	95000	0.07	0	0.00
35	SUVARNA MERCANTILE PVT. LTD.	90910	0.07	90000	0.07
36	TOOLS INDIA PVT. LTD.	900900	0.67	900000	0.67
37	UNITY MERCANTILE PVT. LTD.	1575	0.00	0	0.00
38	VANSHI FARMS PVT. LTD.	777043	0.58	475000	0.35
39	VISION MERCANTILE PVT. LTD.	3091700	2.30	2791000	2.08
40	WELTER SECURITIES LTD.	5121666	3.81	4995000	3.71
	<b>TOTAL</b>	<b>61656257</b>	<b>45.84</b>	<b>43430000</b>	<b>32.29</b>

*Amort*



Disclosure by the Promoter(s) to the stock exchanges and to the Target Company for encumbrance of shares / invocation of encumbrance/ release of encumbrance, in terms of Regulation 31(1) and 31(2) of SEBI (Substantial Acquisition of Shares and Takeovers) Regulation, 2011

Name of the Target Company(TC)		PRAKASH INDUSTRIES LIMITED										
Names of the Stock Exchanges where the shares of the target company are listed		BSE Ltd. & National Stock Exchange of India Ltd.										
Date of reporting		01 September, 2015										
Name of the promoter or PAC on whose shares encumbrance has been created/ released/invoked		PRAKASH CAPITAL SERVICES LTD										
Details of the creation of encumbrance :												
Name of the promoter(s) or PACs with him		Promoter holding in the target company (1)		Promoter holding already encumbered (2)		Details of events pertaining to encumbrance (3)						
No. of shares	% of total share capital	No. of shares	% of total share capital	Type event (creation/ release/ invocation)	Date of creation/ invocation/ release of encumbrance	Type of encumbrance (pledge/ lien/ disposal of non undertaking/ others)	Reasons for encumbrance	No. of shares	% of total share capital	Name of the entity in whose favour shares are encumbered	No. of shares	% of total share capital
1688467	1.26	1500000	1.12	Creation	26.08.2015	Pledge	Third Party Pledge	188000	0.14	UNIGLOBAL SECURITIES & SHARES PVT LTD	1688000	1.26

For Prakash Capital Services Ltd.  
  
 Authorised Signatory  
 Place : New Delhi  
 Date : 01.09.2015



\* The details of encumbrances of individual promoters as on 19.08.2015 enclosed herewith as Annexure 1 is an extract of the data available of the Target Company

**PRAKASH INDUSTRIES LIMITED**  
**Details of encumbrance of residual promoters as on 19.08.2015**

Sr. No.	Name of the Shareholder	Total shares held		Shares pledged or otherwise encumbered	
		No. of shares held	As a % of total share capital	No. of shares held	As a % of total share capital
1	SHRI V.P. AGARWAL	526884	0.39	0	0.00
2	SHRI V.P. AGARWAL (HUF)	229389	0.17	0	0.00
3	SMT. MOHINI AGARWAL	6123856	4.55	0	0.00
4	SHRI VIKRAM AGARWAL	406500	0.30	0	0.00
5	SHRI KANHA AGARWAL	18540	0.01	0	0.00
6	AIRCON SYSTEMS (INDIA) PVT. LTD.	96000	0.07	0	0.00
7	AMBROSIA COMMERCE PVT. LTD.	500000	0.37	200000	0.15
8	CHAIBASA STEEL PVT LTD	250000	0.19	0	0.00
9	DHRUV COMMERCE PVT. LTD.	4302050	3.20	4301500	3.20
10	ESSENTIAL ELECTRONICS PVT. LTD.	200400	0.15	0	0.00
11	EVERSHINE MERCANTILE PVT. LTD.	1921700	1.43	1585800	1.18
12	EXCEL FINCAP PVT. LTD.	102135	0.08	100000	0.07
13	FOCUS SECURITIES & CREDITS PVT. LTD.	1460000	1.09	335000	0.25
14	FOUR WINGS MARKETING PVT. LTD.	700	0.00	0	0.00
15	GMK BUILDERS PVT. LTD.	9901300	7.36	8001000	5.95
16	GOEL CONTAINERS PVT. LTD.	1470682	1.09	1470000	1.09
17	HISSAR TUBES PVT. LTD.	1350012	1.00	870000	0.65
18	HI-TECH MERCANTILE (INDIA) PVT. LTD.	3000695	2.23	3000000	2.23
19	NEW ERA COMMERCE & SECURITIES PVT. LTD.	251985	0.19	165000	0.12
20	OCEAN ISPAT PVT. LTD.	300000	0.22	0	0.00
21	PAREEK OVERSEAS PVT. LTD.	1200110	0.89	900000	0.67
22	PRAKASH INDUSTRIAL FINANCE LTD.	904950	0.67	704000	0.52
23	PREMIER FINCAP PVT. LTD.	793480	0.59	793000	0.59
24	PRIMENET GLOBAL LTD.	2953987	2.20	2952500	2.20
25	PRIME MERCANTILE PVT. LTD.	3701470	2.75	2174200	1.62
26	PROSPERO SECURITIES PVT. LTD.	611800	0.45	550000	0.41
27	ROURKELA STEEL PVT. LTD.	866133	0.64	0	0.00
28	SAMYAK SECUIIES PVT. LTD.	1500000	1.12	0	0.00
29	SHIKHA MERCANTILE PVT. LTD.	320600	0.24	0	0.00
30	SHREE LABH LAKSHMI CAPITAL SERVICES PVT. LTD.	2219471	1.65	1769000	1.32
31	SPRING MERCANTILE PVT. LTD.	1390900	1.03	1183000	0.88
32	STYLE LEASING & FINANCE PVT. LTD.	1114400	0.83	860000	0.64
33	SUNVIN TRADING & INVESTMENT PVT. LTD.	765000	0.57	765000	0.57
34	SUVARNA MARKETING PVT. LTD.	95000	0.07	0	0.00
35	SUVARNA MERCANTILE PVT. LTD.	90910	0.07	90000	0.07
36	TOOLS INDIA PVT. LTD.	900900	0.67	900000	0.67
37	UNITY MERCANTILE PVT. LTD.	1575	0.00	0	0.00
38	VANSHI FARMS PVT. LTD.	777043	0.58	475000	0.35
39	VISION MERCANTILE PVT. LTD.	3091700	2.30	2791000	2.08
40	WELTER SECURITIES LTD.	5121666	3.81	4995000	3.71
	<b>TOTAL</b>	<b>60833923</b>	<b>45.23</b>	<b>41930000</b>	<b>31.18</b>






Disclosure by the Promoter(s) to the stock exchanges and to the Target Company for encumbrance of shares / invocation of encumbrance / release of encumbrance, in terms of Regulation 31(1) and 31(2) of SEBI (Substantial Acquisition of Shares and Takeovers) Regulation, 2011

Name of the Target Company(TC)		PRAKASH INDUSTRIES LIMITED											
Names of the Stock Exchanges where the shares of the target company are listed		BSE Ltd. & National Stock Exchange of India Ltd.											
Date of reporting		01 September, 2015											
Name of the promoter or PAC on whose shares encumbrance has been created/ released/invoked		DHRUV COMMERCE PVT LTD											
Details of the creation of encumbrance :													
Name of the promoter(s) or PACs with him		Promoter holding in the target company (1)		Promoter holding already encumbered (2)		Details of events pertaining to encumbrance (3)						Post event holding of encumbered shares	
No. of shares	% of total share capital	No. of shares	% of total share capital	Type event (creation/ release/ invocation)	Date of creation/ invocation/ release of encumbrance	Type of encumbrance (pledge/ lien/ non disposal undetaking/ others)	Reasons for encumbrance	No. shares	% of total share capital	Name of the entity in whose favour shares encumbered	No. shares	% of total share capital	
5137050	3.82	4301500	3.20	Creation	26.08.2015	Pledge	Third Party Pledge	835000	0.62	Anand Rathi Finance Ltd.	5136500	3.82	

For Dhruv Commerce Pvt. Ltd.

  
 Authorised Signatory

Place : New Delhi  
 Date : 01.09.2015


\* The details of encumbrances of residual promoters as on 19.08.2015 enclosed herewith as Annexure 1 is an extract of the data available of the Target Company

**PRAKASH INDUSTRIES LIMITED**  
**Details of encumbrance of residual promoters as on 19.08.2015**

Sr. No.	Name of the Shareholder	Total shares held		Shares pledged or otherwise encumbered	
		No. of shares held	As a % of total share capital	No. of shares held	As a % of total share capital
1	SHRI V.P. AGARWAL	526884	0.39	0	0.00
2	SHRI V.P. AGARWAL (HUF)	229389	0.17	0	0.00
3	SMT. MOHINI AGARWAL	6123856	4.55	0	0.00
4	SHRI VIKRAM AGARWAL	406500	0.30	0	0.00
5	SHRI KANHA AGARWAL	18540	0.01	0	0.00
6	AIRCON SYSTEMS (INDIA) PVT. LTD.	96000	0.07	0	0.00
7	AMBROSIA COMMERCE PVT. LTD.	500000	0.37	200000	0.15
8	CHAIBASA STEEL PVT LTD	250000	0.19	0	0.00
9	ESSENTIAL ELECTRONICS PVT. LTD.	200400	0.15	0	0.00
10	EVERSHINE MERCANTILE PVT. LTD.	1921700	1.43	1585800	1.18
11	EXCEL FINCAP PVT. LTD.	102135	0.08	100000	0.07
12	FOCUS SECURITIES & CREDITS PVT. LTD.	1460000	1.09	335000	0.25
13	FOUR WINGS MARKETING PVT. LTD.	700	0.00	0	0.00
14	GMK BUILDERS PVT. LTD.	9901300	7.36	8001000	5.95
15	GOEL CONTAINERS PVT. LTD.	1470682	1.09	1470000	1.09
16	HISSAR TUBES PVT. LTD.	1350012	1.00	870000	0.65
17	HI-TECH MERCANTILE (INDIA) PVT. LTD.	3000695	2.23	3000000	2.23
18	NEW ERA COMMERCE & SECURITIES PVT. LTD.	251985	0.19	165000	0.12
19	OCEAN ISPAT PVT. LTD.	300000	0.22	0	0.00
20	PAREEK OVERSEAS PVT. LTD.	1200110	0.89	900000	0.67
21	PRAKASH CAPITAL SERVICES LTD.	1688467	1.26	1500000	1.12
22	PRAKASH INDUSTRIAL FINANCE LTD.	904950	0.67	704000	0.52
23	PREMIER FINCAP PVT. LTD.	793480	0.59	793000	0.59
24	PRIMENET GLOBAL LTD.	2953987	2.20	2952500	2.20
25	PRIME MERCANTILE PVT. LTD.	3701470	2.75	2174200	1.62
26	PROSPERO SECURITIES PVT. LTD.	611800	0.45	550000	0.41
27	ROURKELA STEEL PVT. LTD.	866133	0.64	0	0.00
28	SAMYAK SECUIIES PVT. LTD.	1500000	1.12	0	0.00
29	SHIKHA MERCANTILE PVT. LTD.	320600	0.24	0	0.00
30	SHREE LABH LAKSHMI CAPITAL SERVICES PVT. LTD.	2219471	1.65	1769000	1.32
31	SPRING MERCANTILE PVT. LTD.	1390900	1.03	1183000	0.88
32	STYLE LEASING & FINANCE PVT. LTD.	1114400	0.83	860000	0.64
33	SUNVIN TRADING & INVESTMENT PVT. LTD.	765000	0.57	765000	0.57
34	SUVARNA MARKETING PVT. LTD.	95000	0.07	0	0.00
35	SUVARNA MERCANTILE PVT. LTD.	90910	0.07	90000	0.07
36	TOOLS INDIA PVT. LTD.	900900	0.67	900000	0.67
37	UNITY MERCANTILE PVT. LTD.	1575	0.00	0	0.00
38	VANSHI FARMS PVT. LTD.	777043	0.58	475000	0.35
39	VISION MERCANTILE PVT. LTD.	3091700	2.30	2791000	2.08
40	WELTER SECURITIES LTD.	5121666	3.81	4995000	3.71
	<b>TOTAL</b>	<b>58220340</b>	<b>43.29</b>	<b>39128500</b>	<b>29.09</b>

Disclosure by the Promoter(s) to the stock exchanges and to the Target Company for encumbrance of shares / invocation of encumbrance / release of encumbrance, in terms of Regulation 31(1) and 31(2) of SEBI (Substantial Acquisition of Shares and Takeovers) Regulation, 2011

Name of the Target Company(TC)		PRAKASH INDUSTRIES LIMITED											
Names of the Stock Exchanges where the shares of the target company are listed		BSE Ltd. & National Stock Exchange of India Ltd.											
Date of reporting		01 September, 2015											
Name of the promoter or PAC on whose shares encumbrance has been created/ released/invoked		EVERSHINE MERCANTILE PVT LTD											
Details of the creation of encumbrance :													
Name of the promoter(s) or PACs with him		Promoter holding in the target company (1)		Promoter holding already encumbered (2)		Details of events pertaining to encumbrance (3)						Post event holding of encumbered shares	
No. of shares	% of total share capital	% of total share capital	No. of shares	% of total share capital	Type of event (creation/ release/ invocation)	Date of creation/ invocation/ release of encumbrance	Type of encumbrance (pledge/ lien/ non disposal/ undetaking/ others)	Reasons for encumbrance	No. of shares	% of total share capital	Name of the entry in whose favour shares encumbered	No. of shares	% of total share capital
EVERSHINE MERCANTILE PVT LTD *	1921700	1.43	1585800	1.18	Creation	26.08.2015	Pledge	Third Party Pledge	12000	0.01	UNIGLOBAL SECURITIES & SHARES PVT LTD	1597800	1.19
EVERSHINE MERCANTILE PVT LTD *	1921700	1.43	1597800	1.19	Creation	26.08.2015	Pledge	Third Party Pledge	23900	0.02	KAWALPUR FINANCE LTD	1621700	1.21

For Evershine Mercantile PVT. LTD.  
  
 Authorised Signatory  
 Place : New Delhi  
 Date : 01.09.2015



\* The details of encumbrances of residual promoters as on 19.08.2015 enclosed herewith as Annexure 1 is an extract of the data available of the Target Company

**PRAKASH INDUSTRIES LIMITED**  
**Details of encumbrance of residual promoters as on 19.08.2015**


Sr. No.	Name of the Shareholder	Total shares held		Shares pledged or otherwise encumbered	
		No. of shares held	As a % of total share capital	No. of shares held	As a % of total share capital
1	SHRI V.P. AGARWAL	526884	0.39	0	0.00
2	SHRI V.P. AGARWAL (HUF)	229389	0.17	0	0.00
3	SMT. MOHINI AGARWAL	6123856	4.55	0	0.00
4	SHRI VIKRAM AGARWAL	406500	0.30	0	0.00
5	SHRI KANHA AGARWAL	18540	0.01	0	0.00
6	AIRCON SYSTEMS (INDIA) PVT. LTD.	96000	0.07	0	0.00
7	AMBROSIA COMMERCE PVT. LTD.	500000	0.37	200000	0.15
8	CHAIBASA STEEL PVT LTD	250000	0.19	0	0.00
9	DHRUV COMMERCE PVT. LTD.	4302050	3.20	4301500	3.20
10	ESSENTIAL ELECTRONICS PVT. LTD.	200400	0.15	0	0.00
11	EXCEL FINCAP PVT. LTD.	102135	0.08	100000	0.07
12	FOCUS SECURITIES & CREDITS PVT. LTD.	1460000	1.09	335000	0.25
13	FOUR WINGS MARKETING PVT. LTD.	700	0.00	0	0.00
14	GMK BUILDERS PVT. LTD.	9901300	7.36	8001000	5.95
15	GOEL CONTAINERS PVT. LTD.	1470682	1.09	1470000	1.09
16	HISSAR TUBES PVT. LTD.	1350012	1.00	870000	0.65
17	HI-TECH MERCANTILE (INDIA) PVT. LTD.	3000695	2.23	3000000	2.23
18	NEW ERA COMMERCE & SECURITIES PVT. LTD.	251985	0.19	165000	0.12
19	OCEAN ISPAT PVT. LTD.	300000	0.22	0	0.00
20	PAREEK OVERSEAS PVT. LTD.	1200110	0.89	900000	0.67
21	PRAKASH CAPITAL SERVICES LTD.	1688467	1.26	1500000	1.12
22	PRAKASH INDUSTRIAL FINANCE LTD.	904950	0.67	704000	0.52
23	PREMIER FINCAP PVT. LTD.	793480	0.59	793000	0.59
24	PRIMENET GLOBAL LTD.	2953987	2.20	2952500	2.20
25	PRIME MERCANTILE PVT. LTD.	3701470	2.75	2174200	1.62
26	PROSPERO SECURITIES PVT. LTD.	611800	0.45	550000	0.41
27	ROURKELA STEEL PVT. LTD.	866133	0.64	0	0.00
28	SAMYAK SECURITIES PVT. LTD.	1500000	1.12	0	0.00
29	SHIKHA MERCANTILE PVT. LTD.	320600	0.24	0	0.00
30	SHREE LABH LAKSHMI CAPITAL SERVICES PVT. LTD.	2219471	1.65	1769000	1.32
31	SPRING MERCANTILE PVT. LTD.	1390900	1.03	1183000	0.88
32	STYLE LEASING & FINANCE PVT. LTD.	1114400	0.83	860000	0.64
33	SUNVIN TRADING & INVESTMENT PVT. LTD.	765000	0.57	765000	0.57
34	SUVARNA MARKETING PVT. LTD.	95000	0.07	0	0.00
35	SUVARNA MERCANTILE PVT. LTD.	90910	0.07	90000	0.07
36	TOOLS INDIA PVT. LTD.	900900	0.67	900000	0.67
37	UNITY MERCANTILE PVT. LTD.	1575	0.00	0	0.00
38	VANSHI FARMS PVT. LTD.	777043	0.58	475000	0.35
39	VISION MERCANTILE PVT. LTD.	3091700	2.30	2791000	2.08
40	WELTER SECURITIES LTD.	5121666	3.81	4995000	3.71
	<b>TOTAL</b>	<b>60600690</b>	<b>45.06</b>	<b>41844200</b>	<b>31.11</b>


*Ramesh*



Disclosure by the Promoter(s) to the stock exchanges and to the Target Company for encumbrance of shares / invocation of encumbrance / release of encumbrance, in terms of Regulation 31(1) and 31(2) of SEBI (Substantial Acquisition of Shares and Takeovers) Regulation, 2011

Name of the Target Company(TC)		PRAKASH INDUSTRIES LIMITED											
Names of the Stock Exchanges where the shares of the target company are listed		BSE Ltd. & National Stock Exchange of India Ltd.											
Date of reporting		01 September, 2015											
Name of the promoter or PAC on whose shares encumbrance has been created/ released/invoked		FOCUS SECURITIES & CREDITS PVT LTD											
Details of the creation of encumbrance :		Details of events pertaining to encumbrance (3)											
Name of the promoter(s) or PACs with whom	Promoter holding already encumbered (2)	Promoter holding in the target company (1)	Type of event (creation/ release/ invocation)	Date of creation/ invocation/ release of encumbrance	Type of encumbrance (pledge/ lien/ disposal of non undertaking/ others)	Reasons for encumbrance	No. of shares	% of total share capital	No. of shares	% of total share capital	Name of the entity in whose favour shares are encumbered	No. of shares	% of total share capital
FOCUS SECURITIES & CREDITS PVT LTD		1460000	Creation	26.08.2015	Pledge	Third Party Pledge	335000	0.25	335000	0.25	Bhansali Fincom Pvt. Ltd.	747500	0.56
FOCUS SECURITIES & CREDITS PVT LTD		1460000	Creation	26.08.2015	Pledge	Third Party Pledge	747500	0.56	747500	0.56	Infosoft Global Pvt. Ltd.	1050000	0.78

For Focus Securities & Credits Pvt. Ltd.  
  
 Authorised Signatory  
 Place : New Delhi  
 Date : 01.09.2015



\* The details of encumbrances of residual promoters as on 19.08.2015 enclosed herewith as Annexure 1 is an extract of the data available of the Target Company

**PRAKASH INDUSTRIES LIMITED**  
**Details of encumbrance of residual promoters as on 19.08.2015**

Sr. No.	Name of the Shareholder	Total shares held		Shares pledged or otherwise encumbered	
		No. of shares held	As a % of total share capital	No. of shares held	As a % of total share capital
1	SHRI V.P. AGARWAL	526884	0.39	0	0.00
2	SHRI V.P. AGARWAL (HUF)	229389	0.17	0	0.00
3	SMT. MOHINI AGARWAL	6123856	4.55	0	0.00
4	SHRI VIKRAM AGARWAL	406500	0.30	0	0.00
5	SHRI KANHA AGARWAL	18540	0.01	0	0.00
6	AIRCON SYSTEMS (INDIA) PVT. LTD.	96000	0.07	0	0.00
7	AMBROSIA COMMERCE PVT. LTD.	500000	0.37	200000	0.15
8	CHAIBASA STEEL PVT LTD	250000	0.19	0	0.00
9	DHRUV COMMERCE PVT. LTD.	4302050	3.20	4301500	3.20
10	ESSENTIAL ELECTRONICS PVT. LTD.	200400	0.15	0	0.00
11	EVERSHINE MERCANTILE PVT. LTD.	1921700	1.43	1585800	1.18
12	EXCEL FINCAP PVT. LTD.	102135	0.08	100000	0.07
13	FOUR WINGS MARKETING PVT. LTD.	700	0.00	0	0.00
14	GMK BUILDERS PVT. LTD.	9901300	7.36	8001000	5.95
15	GOEL CONTAINERS PVT. LTD.	1470682	1.09	1470000	1.09
16	HISSAR TUBES PVT. LTD.	1350012	1.00	870000	0.65
17	HI-TECH MERCANTILE (INDIA) PVT. LTD.	3000695	2.23	3000000	2.23
18	NEW ERA COMMERCE & SECURITIES PVT. LTD.	251985	0.19	165000	0.12
19	OCEAN ISPAT PVT. LTD.	300000	0.22	0	0.00
20	PAREEK OVERSEAS PVT. LTD.	1200110	0.89	900000	0.67
21	PRAKASH CAPITAL SERVICES LTD.	1688467	1.26	1500000	1.12
22	PRAKASH INDUSTRIAL FINANCE LTD.	904950	0.67	704000	0.52
23	PREMIER FINCAP PVT. LTD.	793480	0.59	793000	0.59
24	PRIMENET GLOBAL LTD.	2953987	2.20	2952500	2.20
25	PRIME MERCANTILE PVT. LTD.	3701470	2.75	2174200	1.62
26	PROSPERO SECURITIES PVT. LTD.	611800	0.45	550000	0.41
27	ROURKELA STEEL PVT. LTD.	866133	0.64	0	0.00
28	SAMYAK SECURITIES PVT. LTD.	1500000	1.12	0	0.00
29	SHIKHA MERCANTILE PVT. LTD.	320600	0.24	0	0.00
30	SHREE LABH LAKSHMI CAPITAL SERVICES PVT. LTD.	2219471	1.65	1769000	1.32
31	SPRING MERCANTILE PVT. LTD.	1390900	1.03	1183000	0.88
32	STYLE LEASING & FINANCE PVT. LTD.	1114400	0.83	860000	0.64
33	SUNVIN TRADING & INVESTMENT PVT. LTD.	765000	0.57	765000	0.57
34	SUVARNA MARKETING PVT. LTD.	95000	0.07	0	0.00
35	SUVARNA MERCANTILE PVT. LTD.	90910	0.07	90000	0.07
36	TOOLS INDIA PVT. LTD.	900900	0.67	900000	0.67
37	UNITY MERCANTILE PVT. LTD.	1575	0.00	0	0.00
38	VANSHI FARMS PVT. LTD.	777043	0.58	475000	0.35
39	VISION MERCANTILE PVT. LTD.	3091700	2.30	2791000	2.08
40	WELTER SECURITIES LTD.	5121666	3.81	4995000	3.71
	<b>TOTAL</b>	<b>61062390</b>	<b>45.40</b>	<b>43095000</b>	<b>32.04</b>

*Prakash*

