

Introductory sub-table (I)(a)

Name of the Company: NISSAN COPPER LIMITED

Scrip Code, Name of the scrip, class of security: 532789, NISSAN COPPER LTD., EQUITY SHARES

Quarter ended: MARCH 31, 2015

Partly paid-up shares:-	No. of partly paid-up shares	As a % of total no. of partly paid-up shares	As a % of total no. of shares of the company

Held by promoter/promoter group		0	0
Held by public		0	0
Total		0	0

Outstanding convertible securities:- No. of outstanding securities	No. of outstanding securities	As a % of total no. of outstanding convertible securities	As a % of total no. of shares of the company, assuming full conversion of the convertible securities


Held by promoter/promoter group		0	0
Held by public		0	0
Total		0	0

Warrants:-	No. of warrants	As a % of total no. of warrants	As a % of total no. of shares of the company, assuming full conversion of warrants


Held by promoter/promoter group		0	0
Held by public		0	0
Total		0	0

Total paid-up capital of the company, assuming full conversion of warrants and convertible securities


62855905



Statement Showing Shareholding Pattern										
Category	Category of Shareholder	Number of Shareholders	Table (I)(a)				Total shareholding as a percentage of total number of shares		Shares Pledged or otherwise encumbered	As a percentage
			Total number of shares	Number of shares held in dematerialized form	As a percentage of (A+B) ¹	As a percentage of (A+B+C)	Number of shares	(IX) = (VIII)/(IV)*100		
Code			(IV)	(V)	(VI)	(VII)	(VIII)			
(I)										
(A)	Shareholding of Promoter and									
1	Indian									
(a)	Individuals/ Hindu Undivided Family									
		7	11365483	11365483	18.08	18.08	11365483	100.00		
(b)	Central Government/ State Government(s)	0	0	0	0.00	0.00	0	0		
(c)	Bodies Corporate	1	5800000	5800000	9.23	9.23	5800000	100.00		
(d)	Financial Institutions/ Banks	0	0	0	0.00	0.00	0	0.00		
(e)	Any Others(Specify)	0	0	0	0.00	0.00		#DIV/0!		
(e-i)					0.00	0.00		#DIV/0!		
(e-ii)										
	Sub Total(A)(1)	8	17165483	17165483	27.31	27.31	17165483	100.00		
2	Foreign									



a	Individuals (Non-Residents Individuals/ Foreign Individuals)	0	0	0	0	0.00	0.00	0	0
b	Bodies Corporate	0	0	0	0	0.00	0.00	0	0
c	Institutions	0	0	0	0	0.00	0.00	0	0
d	Qualified Foreign Investor	0	0	0	0	0.00	0.00	0	0
e	Any Others (Specify)	0	0	0	0	0.00	0.00	0	0
e-i									
e-ii									
	Sub Total(A)(2)	0	0	0	0	0.00	0.00	0	0
	Total Shareholding of Promoter and	8	17165483	17165483	27.31	27.31	17165483	100.00	
(B)	Public shareholding								
1	Institutions	0	0	0	0.00	0.00	0	0	0
(a)	Mutual Funds/ UTI	2	28051	28051	0.04	0.04	0	0	0
(b)	Financial Institutions / Banks								
(c)	Central Government/ State Government(s)	0	0	0	0.00	0.00	0	0	0
(d)	Venture Capital Funds	0	0	0	0.00	0.00	0	0	0
(e)	Insurance Companies	0	0	0	0.00	0.00	0	0	0
(f)	Foreign Institutional Investors	2	3100001	3100001	4.93	4.93	0	0	0
(g)	Foreign Venture Capital Investors	0	0	0	0.00	0.00	0	0	0
(h)	Qualified Foreign Investor	0	0	0	0.00	0.00	0	0	0
(i)	Any Other (specify)	0	0	0	0.00	0.00	0	0	0
(i-i)									
(i-ii)									
	Sub-Total (B)(1)	4	3128052	3128052	4.98	4.98	0	0.00	



B 2	Non-institutions								
(a)	Bodies Corporate	345	11022302	11022302	17.54	17.54	0	0.00	
(b)	Individuals								
	Individuals - i. Individual shareholders holding nominal share capital up to Rs 1 lakh	17501	9309456	9309446	14.81	14.81	0	0.00	
II	ii. Individual shareholders holding nominal share capital in excess of Rs. 1 lakh.	246	10083317	10083317	16.04	16.04	0	0.00	
(c)	Qualified Foreign Investor	0	0	0	0.00	0.00	0	0.00	
(d-i)	CLEARING MEMBER	17	13817	13817	0.02	0.02	0	0.00	
(d-i)	EMPLOYEE	1	3142	3142	0.00	0.00	0	0.00	
(d-ii)	NON-RESIDENT INDIANS (NRI)	119	480336	480336	0.76	0.76	0	0.00	
(d-iv)	OVERSEAS BODIES CORPORATES	1	11650000	11650000	18.53	18.53	0	0.00	
	Sub-Total (B)(2)	18230	42562370	42562360	67.71	67.71	0	0.00	
(B)	Total Public Shareholding (B)= (B)(1)+(B)(2)	18234	45690422	45690412	72.69	72.69	0	0.00	
	TOTAL (A)+(B)	18242	62855905	62855895	100.00	100.00	0	0.00	
(C)	Shares held by Custodians and against which Depository Receipts have been issued	0	0	0	0	0.00	0	0.00	
1	Promoter and Promoter Group	0	0	0	0	0.00	0	0	
2	Public	0	0	0	0	0	0	0	
	Sub-Total (C)	0	0	0	0	0	0	0	
	GRAND TOTAL (A)+(B)+(C)	18242	62855905	62855895	100.00	100.00	17165483	27.31	



Sr.No	Notes
1	
2	
3	
4	
5	
6	
7	
8	
9	



(1)(b) Statement showing holding of securities (including shares, warrants, convertible securities) of persons belonging to the category "Promoter and Promoter Group"

Sr. No.	Name of the shareholder	Details of Shares held			Encumbered shares (*)			Details of warrants			Details of convertible securities		Total shares (including underlying shares assuming full conversion of warrants and convertible securities) as a % of diluted share capital
		Number of shares held	As a % of grand total (A)+(B)+(C)	No.	As a percentage (V)=(V)/(iii)*100	As a % of grand total (A)+(B)+(C) of sub-clause (I)(a)	Number of warrants held	As a % of total number of warrants of the same class	Number of convertible securities held	As a % of total number of convertible securities of the same class			
(ii)	(iii)	(iv)	(v)	(vi)=(v)/(iii)*100	(vii)	(viii)	(ix)	(x)	(xi)	(xii)			
1	DANIAL INVESTMENT PVT LTD	5800000	9.23	5800000	100.00	9.23	0	0	0	0			9.23
2	RATANKUMAR MARDIA	5555271	8.84	5555271	100.00	8.84	0	0	0	0			8.84
3	SANJAY SHANTILAL MARDIA	2419248	3.85	2419248	100.00	3.85	0	0	0	0			3.85
4	SUNITA RATAN MARDIA	2377962	3.78	2377962	100.00	3.78	0	0	0	0			3.78
5	BELA SANJAY MARADIA	900400	1.43	900400	100.00	1.43	0	0	0	0			1.43
6	ATUL KUMAR MARDIA	57000	0.09	57000	100.00	0.09	0	0	0	0			0.09
7	SHANTILAL SONMAL MARDIA	40400	0.06	40400	100.00	0.06	0	0	0	0			0.06
8	MADHULIKA MARDIA	15192	0.02	15192	100.00	0.02	0	0	0	0			0.02
9													
10													
11													
12													
TOTAL	1	17165483	27.31	17165483	100.00	27.31	0	0	0	0	10		27.31

(*) The term "encumbrance" has the same meaning as assigned to it in regulation 28(3) of the SAST Regulations, 2011



category "Public" and holding more than 1% of the total number of shares

[illegible]

PAC) belonging to the category I didn't and not...

Sr. No.	Name(s) of the shareholder(s) and the Persons Acting in Concert (PAC) with them	Number of shares	Shares as a percentage of total number of shares {i.e., Grand Total (A)+(B)+(C) indicated in Statement at para (I)(a) above}	Details of warrants		Details of convertible securities		Total shares (including underlying shares assuming full conversion of warrants and convertible securities) as a % of diluted share capital
				Number of warrants	As a % total number of warrants of the same class	Number of convertible securities held	% w.r.t total number of convertible securities of the same class	
1	THE BANK OF NEW YORK M	11650000	18.53	0	0	0	0	18.53
2			0.00	0	0	0	0	0
3			0.00	0	0	0	0	0
4			0.00	0	0	0	0	0
5			0.00	0	0	0	0	0
6			0.00	0	0	0	0	0
7			0.00	0	0	0	0	0
8			0.00	0	0	0	0	0
9			0.00	0	0	0	0	0
10								
				0	0	0	0	
TOTAL		11650000	18.53					18.53



(I)(d)

Statement showing details of locked-in shares

Sr. No.	Name of the shareholder	Number of locked-in shares	Locked-in shares as a percentage of total number of shares {i.e., Grand Total (A)+(B)+(C) indicated in Statement at para (1)(a) above}
1	NIL		0.00
2			0.00
3			0.00
4			0.00
5			0.00
6			0.00
7			0.00
8			0.00
9			
		0	0.00
TOTAL			



(II)(a)

Statement showing details of Depository Receipts (DRs)

Sr. No.	Type of outstanding DR (ADRs, GDRs, SDRs, etc.)	Number of outstanding DRs	Number of shares underlying outstanding DRs	Shares underlying outstanding DRs as a percentage of total number of shares {i.e., Grand Total (A)+(B)+(C) indicated in Statement at para (I)(a) above}
1	GDRs	0	0	0.00
2				0.00
3				0.00
4				0.00
5				0.00
6				0.00
7				0.00
8				0.00
9				
		0	0	0.00
TOTAL				



by "promoter/promoter group" are in excess of 1% of the total number of shares

Sr. No.	Name of the DR Holder	Type of outstanding DR (ADRs, GDRs, SDRs, etc.)	Number of shares underlying outstanding DRs	Shares underlying outstanding DRs as a percentage of total number of shares {i.e., Grand Total (A)+(B)+(C) indicated in Statement at para (I)(a) above}
1	NIL			0.00
2				0.00
3				0.00
4				0.00
5				0.00
6				0.00
7				0.00
8				0.00
9				0.00
TOTAL			0	0.00

