

(I) STATEMENT SHOWING SHAREHOLDING PATTERN AS ON								
ACCURATE TRANSFORMERS LIMITED								
SCRIP CODE: Y QUARTER ENDED: 31/12/2014								
Category code	Category of Shareholder	Number of Shareholders	Total number of shares	Number of shares held in dematerialized form	Total shareholding as a percentage of total number of shares	Shares Plotted or otherwise encumbered		
					As a percentage of (A+B)	As a percentage of (A+B+C)	Number of shares	As a percentage
I	II	III	IV	V	VI	VII	VIII	IX
(A) SHAREHOLDING OF PROMOTER AND PROMOTER GROUP								
(1) Indian								
(a) Individuals (HUF)		8	1355354	1355354	45.609	45.609	0	0
(b) Central Gov/State gov		0	0	0	0	0	0	0
(c) Bodies Corporate		0	0	0	0	0	0	0
(d) Financial Inst. Banks		0	0	0	0	0	0	0
(e) Any Other (Specify)		0	0	0	0	0	0	0
Sub Total (A)(1)		8	1355354	1355354	45.609	45.609	0	0
(2) Foreign								
(a) Individuals nri/ Individuals/Foreign		0	0	0	0	0	0	0
(b) Bodies Corporate		0	0	0	0	0	0	0
(c) Institutions		0	0	0	0	0	0	0
(d) Any Other (specify) GROUP HOLDING		0	0	0	0	0	0	0
Sub Total (A)(2)		0	0	0	0	0	0	0
TOTAL SHAREHOLDING OF PROMOTER AND PROMOTER GROUP		8	1355354	1355354	45.609	45.609	0	0
(A)-(A)(1)+(A)(2)								
(B) PUBLIC SHAREHOLDING								
(1) Institutions								
(a) Mutual Funds/UTI		0	0	0	0	0	N.A.	N.A.
(b) Financial Inst/Banks		0	0	0	0	0	N.A.	N.A.
(c) Central Government(s) state Government(s)		0	0	0	0	0	N.A.	N.A.
(d) Venture Capital Funds		0	0	0	0	0	N.A.	N.A.
(e) Insurance Companies		0	0	0	0	0	N.A.	N.A.
(f) Foreign Institutional Investors		0	0	0	0	0	N.A.	N.A.
(g) Foreign Venture Capital Investors		0	0	0	0	0	N.A.	N.A.
(h) Any Other (specify) FDI		0	0	0	0	0	N.A.	N.A.
Sub Total (B)(1)		0	0	0	0	0	N.A.	N.A.
(2) Non-Institutions								
(a) Bodies Corporate		54	93649	92849	3.151	3.151	N.A.	N.A.
(b) Individuals- i. Individual shareholders holding nominal share capital up to Rs. 1 lac		3145	1048817	622318	35.294	35.294	N.A.	N.A.
(b) Individuals- ii. Individual shareholders holding nominal share capital in excess of Rs. 1 lac.		13	453791	441491	15.27	15.27	N.A.	N.A.
(c) Any other (specify) Non-resident indian./OCB		17	7998	7998	0.269	0.269	N.A.	N.A.
(d) Any other (specify) Clearing Member		15	12091	12091	0.407	0.407	N.A.	N.A.
(e) Any other (specify) Trust		0	0	0	0	0	N.A.	N.A.
(f) Any other (specify) foreign bodies corporates		0	0	0	0	0	N.A.	N.A.
(g) Any Other (specify) EMPLOYEE		0	0	0	0	0	N.A.	N.A.
(h) Any Other (specify) PAKISTANI SHARE-HOLDERS		0	0	0	0	0	N.A.	N.A.
(i) Any Other (specify) DIRECTOR'S & THEIR RELATIVES		0	0	0	0	0	N.A.	N.A.
Sub Total (B)(2)		3244	1616346	1176747	54.391	54.391	N.A.	N.A.
TOTAL PUBLIC SHAREHOLDING		3244	1616346	1176747	54.391	54.391	N.A.	N.A.
(B)-(B)(1)+(B)(2)								
(C) SHARES HELD BY CUSTODIANS AND AGAINST WHICH DEP. RECEIPTS HAVE BEEN ISSUED								
(a) DEPOSITORY RECEIPTS		0	0	0	0	0	N.A.	N.A.
Sub Total (C)(1)		0	0	0	0	0	N.A.	N.A.
TOTAL SHARES HELD BY CUSTODIANS AND AGAINST WHICH DEP. RECEIPTS HAVE BEEN ISSUED (C)=(C)(1)		0	0	0	0	0	N.A.	N.A.
Grand Total (A) + (B) + (C)		3252	2971700	2532101	100	100	0	0

For Accurate Transformers Ltd.

Company Secretary

INTRODUCTORY SUB-TABLE (I)(a)			
NAME OF THE COMPANY : ACCURATE TRANSFORMERS LIMITED			
SCRIP CODE: Y		CLASS OF SECURITY:	
QUARTER ENDED: 31/12/2014			
Partly paid-up shares:-	No. of partly paid-up shares	As a % of total no of partly paid-up shares	As a % of total no of shares of the Company
Held by promoter/promoter group			
Held by public			
Total-D			
Outstanding convertible securities:-	No. of outstanding securities	As a % of total no of outstanding convertible securities	As a % of total no of shares of the Company, assuming full conversion of the convertible securities
Held by promoter/promoter group			
Held by public			
Total-E			
Warrants:-	No. of warrants	As a % of total no of warrants	As a % of total no of shares of the Company, assuming full conversion of warrants
Held by promoter/promoter group			
Held by public			
Total-F			
Total paid up capital of the company assuming full conversion of warrants and convertible securities			

For Accurate Transformers Ltd.



Company Secretary

INTRODUCTORY SUB-TABLE (I)(a)			
NAME OF THE COMPANY : ACCURATE TRANSFORMERS LIMITED			
SCRIP CODE: Y		CLASS OF SECURITY:	
QUARTER ENDED: 31/12/2014			
Partly paid-up shares:-	No. of partly paid-up shares	As a % of total no of partly paid-up shares	As a % of total no of shares of the Company
Held by promoter/promoter group			
Held by public			
Total-D			
Outstanding convertible securities:-	No. of outstanding securities	As a % of total no of outstanding convertible securities	As a % of total no of shares of the Company, assuming full conversion of the convertible securities
Held by promoter/promoter group			
Held by public			
Total-E			
Warrants:-	No. of warrants	As a % of total no of warrants	As a % of total no of shares of the Company, assuming full conversion of warrants
Held by promoter/promoter group			
Held by public			
Total-F			
Total paid up capital of the company assuming full conversion of warrants and convertible securities			

For Accurate Transformers Ltd.


Company Secretary

ACCURATE TRANSFORMERS LIMITED			SHARE HOLDING PATTERN : 31/12/2014						
PUBLIC SHAREHOLDING									
Non-Institutions									
Any other (specify)									
Non-resident Indian / OCB									
Sr No.	FOLIO	DPID-CLID	NAME	PHY-HOL	NSDL-HOL	CDSL-HOL	TOT-HOL	%	
1		IN30302852412895	KISHORE HARIDAS BHATIA	0	100	0	100	0.003	0.003
2		IN30226912167823	VINEESH KHANNA	0	600	0	600	0.02	0.02
3		1202890000034012	JABBAR KALILOR RAHMAN	0	0	100	100	0.003	0.003
4		IN30267931283153	RONALD CARDOZA	0	30	0	30	0.001	0.001
5		IN30015910528796	VINOD SHYAM SUNDER ASWANI	0	415	0	415	0.014	0.014
6		IN30267938200376	SURESH KUMAR GUPTA	0	20	0	20	0.001	0.001
7		IN30021414322846	NARAYAN ANWANI	0	1059	0	1059	0.036	0.036
8		IN30290243661626	ANURAG BHATIA	0	50	0	50	0.002	0.002
9		IN30015910879108	SURBHIT DABRIWALA	0	50	0	50	0.002	0.002
10		1202890000964191	HARI KUMAR ACHUTHAN	0	0	2000	2000	0.067	0.067
11		IN30023912364698	SANTOSH JEFFREY RODRIGUES	0	1015	0	1015	0.034	0.034
12		IN30021414030978	KRISHNA PILLAI MADHAVANKUTTY NAIR	0	500	0	500	0.017	0.017
13		IN30302858210230	PINAKI CHAKRABARTI	0	400	0	400	0.013	0.013
14		IN30023912876027	OOMMEN K OOMMEN	0	300	0	300	0.01	0.01
15		IN30290247569406	MURALI ANNAJI RAMASWAMY	0	301	0	301	0.01	0.01
16		IN30015910485643	JAYVANTKUMAR M. SHAH	0	308	0	308	0.01	0.01
17		1202980000143678	STALIN KUNJAPPAN .	0	0	750	750	0.025	0.025
TOTAL				0	5148	2850	7998	0.268	0.268

For Accurate Transforms

[Signature]
Company Secretary

ACCURATE TRANSFORMERS LIMITED											
STATEMENT SHOWING SHAREHOLDING OF PERSONS BELONGING TO THE CATEGORY											
'PUBLIC' AND HOLDING MORE THAN 5% OF THE TOTAL NUMBER OF SHARES. 31/12/2014											
				DETAILS OF WARRANTS		DETAILS OF CONVERTIBLE SECURITIES			TOTAL SHARES (INCLUDING UNDERLYING SHARES ASSUMING FULL CONVERSION OF WARRANTS AND CONVERTIBLE SECURITIES AS A % OF DILUTED SHARE CAPITAL)		
Sr. No.	FOLIO	DPID-CLID	NAME OF THE SHAREHOLDER	NO OF SHARES	SHARES AS A % OF TOTAL NUMBER OF SHARES (i.e. GRAND TOTAL (A)+(B)+(C) INDICATED IN STATEMENT AT PARA (I)(a) ABOVE)	NUMBER OF WARRANTS HELD	AS A % TOTAL NUMBER OF WARRANTS OF THE SAME CLASS	NUMBER OF CONVERTIBLE SECURITIES HELD	% w.r.t TOTAL NUMBER OF CONVERTIBLE SECURITIES OF THE SAME CLASS		PAN
TOTAL				0	0					0	

For Accurate Transformers Ltd.
Pavani
 Company Secretary

ACCURATE TRANSFORMERS LIMITED

STATEMENT SHOWING SHAREHOLDING OF PERSONS BELONGING TO THE CATEGORY


'PUBLIC' AND HOLDING MORE THAN 1% OF THE TOTAL NUMBER OF SHARES. 31/12/2014

Sr. No.	FOLIO	DPID-CLID	NAME OF THE SHAREHOLDER	NO OF SHARES	SHARES AS A % OF TOTAL NUMBER OF SHARES (I.e. GRAND TOTAL (A)+(B)+(C) INDICATED IN STATEMENT AT PARA (ii)(a) ABOVE)	DETAILS OF WARRANTS		DETAILS OF CONVERTIBLE SECURITIES		TOTAL SHARES (INCLUDING UNDERLYING SHARES ASSUMING FULL CONVERSION OF WARRANTS AND CONVERTIBLE SECURITIES AS A % OF DILUTED SHARE CAPITAL)	PAN
						NUMBER OF THE SAME CLASS	AS A % TOTAL NUMBER OF WARRANTS OF THE SAME CLASS	NUMBER OF CONVERTIBLE SECURITIES HELD	% w.r.t TOTAL NUMBER OF CONVERTIBLE SECURITIES OF THE SAME CLASS		
1		IN30267930621926	PARIKSHIT RAJARAM JOSHI	35800	1.205					35800	AAAPJ9149D
2		IN30036020087818	HITESH RAMJI JAVERI	65000	1.851					65000	AABPJ4601H
3		IN30036020087795	HARSHA HITESH JAVERI	38500	1.296					38500	AAEPJ7738F
4		1201060001965680	BHAVESH DHIRESHBHAI SHAH	97504	3.281					97504	ACZPS3722J
5		IN30302854242016	SARITA ARVIND SANCHETI	30588	1.029					30588	AIQPS6697N
6		IN30064410001824	DIPAK KANAYALAL SHAH	69000	2.322					69000	AVEPS4654B
TOTAL				326392	10.984					326392	

For Accurate Transformers Ltd.

[Signature]
Company Secretary

ACCURATE TRANSFORMERS LIMITED											
STATEMENT SHOWING SHAREHOLDING OF PERSONS BELONGING TO THE CATEGORY											
'PUBLIC' AND HOLDING MORE THAN 1% OF THE TOTAL NUMBER OF SHARES. 31/12/2014											
Sr. No.	FOLIO	DPID-CLID	NAME OF THE SHAREHOLDER	NO OF SHARES	SHARES AS A % OF TOTAL NUMBER OF GRAND TOTAL (A)+(B)+(C) INDICATED IN STATEMENT AT PARA (I)(a) ABOVE)	DETAILS OF WARRANTS		DETAILS OF CONVERTIBLE SECURITIES		TOTAL SHARES (INCLUDING UNDERLYING SHARES ASSUMING FULL CONVERSION OF WARRANTS AND CONVERTIBLE SECURITIES AS A % OF DILUTED SHARE CAPITAL)	PAN
						NUMBER OF WARRANTS HELD	AS A % TOTAL NUMBER OF WARRANTS OF THE SAME CLASS	NUMBER OF CONVERTIBLE SECURITIES HELD	% w.r.t TOTAL NUMBER OF CONVERTIBLE SECURITIES OF THE SAME CLASS		
1		IN30267830621826	PARIKSHIT RAJARAM JOSHI	35800	1.205					35800	AAAPJ8148D
2		IN30038020087818	HITESH RAMJI JAVERI	55000	1.851					55000	AABPJ4691H
3		IN30038020087795	HARSHA HITESH JAVERI	38500	1.286					38500	AAEPJ7739F
4		1201060001985680	BHAVESH DHIRESHBHAI SHAH	97604	3.281					97604	ACZPS3722J
5		IN30302854242016	SARITA ARVIND SANCHETI	30588	1.029					30588	AIQPS6597N
6		IN30064410001824	DIPAK KANAYALAL SHAH	68000	2.322					68000	AVEPS4654B
TOTAL				326392	10.884					326392	

For Accurate Transformers Ltd

 Company Secretary

ACCURATE TRANSFORMERS LIMITED


SHARE HOLDING PATTERN : 31/12/2014

PUBLIC SHAREHOLDING

Non-Institutions

Bodies Corporate

Sr. No.	FOLIO	DPID-CLID	NAME	PHY-HOL	NSDL-HOL	CDSL-HOL	TOT-HOL	%	
1		IN30177410567245	RELIGARE FINVEST LTD	0	800	0	800	0.027	0.027
2		IN30055610360147	SPFL SECURITIES LTD.	0	50	0	50	0.002	0.002
3		IN30021416760030	PRANEHA PROMOTERS PRIVATE LIMITED	0	4900	0	4900	0.165	0.165
4		IN30107180050684	MACY SECURITIES PRIVATE LTD	0	1100	0	1100	0.037	0.037
5		1201800000331741	MITHANI INVESTMENT AND TRADING PVT LTD	0	0	1000	1000	0.034	0.034
6		IN30114310095924	MASTER CAPITAL SERVICES LTD	0	50	0	50	0.002	0.002
7		1201060001087659	LOTUS TIE UP PRIVATE LTD	0	0	1176	1176	0.04	0.04
8		IN30039411667689	KARVY STOCK BROKING LIMITED-DS NAGAR	0	1150	0	1150	0.039	0.039
9		1204380000000716	K B R TOWNSHIP PVT. LTD	0	0	357	357	0.012	0.012
10		IN30094010160640	INDUS PORTFOLIO PVT. LTD	0	226	0	226	0.008	0.008
11		IN30251510008387	GANPATI STOCKS PVT.LTD.	0	500	0	500	0.017	0.017
12		1203610000000250	DANI SHARES AND STOCKS PVT.LTD.	0	0	90	90	0.003	0.003
13		IN30310810000435	SS CORPORATE SECURITIES LIMITED	0	9144	0	9144	0.308	0.308
14		1601480000472521	SOUTH ASIAN STOCKS LIMITED	0	0	50	50	0.002	0.002
15		1301670000007211	VSE STOCK SERVICES LTD	0	0	792	792	0.027	0.027
16		IN30051314972584	SHAREKHAN LIMITED	0	51	5	56	0.002	0.002
17		1203560000002540	MAVERICK SHARE BROKERS LIMITED	0	0	10	10	0	0
18		1205290000011713	ADINATH CAPITAL SERVICES LIMITED	0	0	800	800	0.027	0.027
19		1301190300033439	SHIVNARAYAN NEMANI SHARES & STOCK BROKER	0	0	1766	1766	0.059	0.059
20		IN30125028519576	REAL CREDIT CAPITAL PVT LTD	0	4100	0	4100	0.138	0.138
21		IN30058910168994	AWADH IMPEX AND WAREHOUSING PRIVATE LIMIT	0	21200	0	21200	0.713	0.713
22		1205690000003415	RAGA SECURITIES AND FINANCE PVT LTD	0	0	873	873	0.029	0.029
23		1204230000025644	RR EQUITY BROKERS PRIVATE LIMITED	0	0	200	200	0.007	0.007
24		IN30210510217967	NAVISHA CONSULTANCY SERVICES PRIVATE LIMIT	0	8000	0	8000	0.269	0.269
25		IN30045013267607	NANDHVART INVESTMENT PVT LTD	0	6533	0	6533	0.22	0.22
26		IN30305210793254	MONARCH RESEARCH & BROKERAGE PVT LTD	0	65	0	65	0.002	0.002
27		IN30149310012960	BHUTORIA BROS. LTD.	0	1	0	1	0	0
28		IN30174010217903	BANANI TRADING PRIVATE LIMITED	0	500	0	500	0.017	0.017
29		IN30072410123306	INTEGRATED MASTER SECURITIES (P) LTD.	0	1	0	1	0	0
30		IN30044111080245	INTEGRATED ENTERPRISES INDIA LTD	0	200	0	200	0.007	0.007
31		IN30289810018888	GUINNESS SECURITIES LIMITED	0	100	0	100	0.003	0.003
32		IN30096610060240	GLOBE CAPITAL MARKET LTD	0	2000	0	2000	0.067	0.067
33		IN30177410000167	RELIGARE SECURITIES LTD	0	1	0	1	0	0
34		IN30015910762234	FIRST GLOBAL STOCKBROKING PVT. LTD.	0	100	0	100	0.003	0.003
35		IN30263810008727	ELPRO INTERNATIONAL LIMITED	0	50	0	50	0.002	0.002
36		IN30214810009115	CHANDRAKIRAN SECURITIES PVT LIMITED	0	156	0	156	0.005	0.005
37		IN30147710000096	BONANZA PORTFOLIO LTD	0	7864	0	7864	0.265	0.265
38		1203320007719863	ANGEL FINCAP PRIVATE LIMITED	0	0	25	25	0.001	0.001
39		IN30202534050087	SANJEEVANI SAMAJ SEWA SAMITHI	0	1800	0	1800	0.061	0.061
40		1202920000111233	JSEL SECURITIES LTD.(427)	0	0	180	180	0.006	0.006
41		IN30048410004499	KLB SECURITIES PVT. LTD.	0	2460	0	2460	0.083	0.083
42		IN30220110152958	EDELWEISS FINANCIAL ADVISORS LIMITED	0	91	0	91	0.003	0.003
43		IN30282210017937	ADROIT FIN SER PVT LTD	0	170	0	170	0.006	0.006
44		IN30011810301192	SEWA AGRO-TECH LTD	0	1000	0	1000	0.034	0.034
45		IN30082910078720	RAMNORD RESEARCH LABORATORIES PRIVATE L	0	1000	0	1000	0.034	0.034
46		IN30294310004764	PELF FINSTOCK LIMITED	0	3000	0	3000	0.101	0.101
47		IN30160410168574	NIRMAL BANG SECURITIES PVT. LTD.	0	100	0	100	0.003	0.003
48		1204620000000029	SHREE NAMAN SECURITIES AND FINANCE PRIVAT	0	0	200	200	0.007	0.007
49		IN30305210836659	NETWORTH STOCK BROKING LIMITED	0	360	0	360	0.012	0.012
50		1206540000000031	MILI CONSULTANTS & INVESTMENT PVT. LTD.	0	0	1071	1071	0.036	0.036
51		1204290000014041	MODEX INTERNATIONAL SECURITIES LTD	0	0	131	131	0.004	0.004
52		IN30184610283572	LSE SECURITIES LTD.	0	300	0	300	0.01	0.01
53		IN30095810086237	INDIVAR PROPERTIES PVT. LTD.	0	5000	0	5000	0.168	0.168
54	0003041		STAR SHARES & SECURITIES PVT LTD	800	0	0	800	0.027	0.027
TOTAL				800	84123	8726	93649	3.154	3.154

Accurate Transforms

 Company Secretary

ACCURATE TRANSFORMERS LIMITED

SHARE HOLDING PATTERN : 31/12/2014

PUBLIC SHAREHOLDING

Non-Institutions

Bodies Corporate

Sr. No.	FOLIO	DPID-CLID	NAME	PHY-HOL	NSDL-HOL	CDSL-HOL	TOT-HOL	%	
1		IN30177410567245	RELIGARE FINVEST LTD	0	800	0	800	0.027	0.027
2		IN30055610360147	SPFL SECURITIES LTD.	0	50	0	50	0.002	0.002
3		IN30021416760030	PRANEHA PROMOTERS PRIVATE LIMITED	0	4900	0	4900	0.165	0.165
4		IN30107180050684	MACY SECURITIES PRIVATE LTD	0	1100	0	1100	0.037	0.037
5		1201800000331741	MITHANI INVESTMENT AND TRADING PVT LTD	0	0	1000	1000	0.034	0.034
6		IN30114310095924	MASTER CAPITAL SERVICES LTD	0	50	0	50	0.002	0.002
7		1201060001087659	LOTUS TIE UP PRIVATE LTD	0	0	1178	1178	0.04	0.04
8		IN30039411667689	KARVY STOCK BROKING LIMITED-DS NAGAR	0	1150	0	1150	0.039	0.039
9		1204380000000716	K B R TOWNSHIP PVT. LTD	0	0	357	357	0.012	0.012
10		IN30094010160640	INDUS PORTFOLIO PVT. LTD	0	226	0	226	0.008	0.008
11		IN30251510008387	GANPATI STOCKS PVT.LTD.	0	500	0	500	0.017	0.017
12		1203610000000250	DANI SHARES AND STOCKS PVT.LTD.	0	0	90	90	0.003	0.003
13		IN30310810000435	SS CORPORATE SECURITIES LIMITED	0	9144	0	9144	0.308	0.308
14		1601480000472521	SOUTH ASIAN STOCKS LIMITED	0	0	50	50	0.002	0.002
15		1301670000007211	VSE STOCK SERVICES LTD	0	0	792	792	0.027	0.027
16		IN30051314972584	SHAREKHAN LIMITED	0	51	5	56	0.002	0.002
17		1203660000002540	MAVERICK SHARE BROKERS LIMITED	0	0	10	10	0	0
18		1205290000011713	ADINATH CAPITAL SERVICES LIMITED	0	0	800	800	0.027	0.027
19		1301190300033439	SHIVNARAYAN NEMANI SHARES & STOCK BROKER	0	0	1766	1766	0.059	0.059
20		IN30125028519576	REAL CREDIT CAPITAL PVT LTD	0	4100	0	4100	0.138	0.138
21		IN30058910168994	AWADH IMPEX AND WAREHOUSING PRIVATE LIMIT	0	21200	0	21200	0.713	0.713
22		1205690000003415	RAGA SECURITIES AND FINANCE PVT LTD	0	0	873	873	0.029	0.029
23		1204230000025644	RR EQUITY BROKERS PRIVATE LIMITED	0	0	200	200	0.007	0.007
24		IN30210510217967	NAVISHA CONSULTANCY SERVICES PRIVATE LIMIT	0	8000	0	8000	0.269	0.269
25		IN30045013267607	NANDHVART INVESTMENT PVT LTD	0	6533	0	6533	0.22	0.22
26		IN30305210793254	MONARCH RESEARCH & BROKERAGE PVT LTD	0	65	0	65	0.002	0.002
27		IN30149310012960	BHUTORIA BROS. LTD.	0	1	0	1	0	0
28		IN30174010217903	BANANI TRADING PRIVATE LIMITED	0	500	0	500	0.017	0.017
29		IN30072410123306	INTEGRATED MASTER SECURITIES (P) LTD.	0	1	0	1	0	0
30		IN30044111080245	INTEGRATED ENTERPRISES INDIA LTD	0	200	0	200	0.007	0.007
31		IN30289810018888	GUINNESS SECURITIES LIMITED	0	100	0	100	0.003	0.003
32		IN30096610060240	GLOBE CAPITAL MARKET LTD	0	2000	0	2000	0.067	0.067
33		IN30177410000167	RELIGARE SECURITIES LTD	0	1	0	1	0	0
34		IN30015910762234	FIRST GLOBAL STOCKBROKING PVT. LTD.	0	100	0	100	0.003	0.003
35		IN30263810008727	ELPRO INTERNATIONAL LIMITED	0	50	0	50	0.002	0.002
36		IN30214810009115	CHANDRAKIRAN SECURITIES PVT LIMITED	0	156	0	156	0.005	0.005
37		IN30147710000096	BONANZA PORTFOLIO LTD	0	7864	0	7864	0.265	0.265
38		1203320007719863	ANGEL FINCAP PRIVATE LIMITED	0	0	25	25	0.001	0.001
39		IN30202534050087	SANJEEVANI SAMAJ SEWA SAMITHI	0	1800	0	1800	0.061	0.061
40		1202920000111233	JSEL SECURITIES LTD.(427)	0	0	180	180	0.006	0.006
41		IN30048410004499	KLB SECURITIES PVT. LTD.	0	2460	0	2460	0.083	0.083
42		IN30220110152958	EDELWEISS FINANCIAL ADVISORS LIMITED	0	91	0	91	0.003	0.003
43		IN30282210017937	ADROIT FIN SER PVT LTD	0	170	0	170	0.006	0.006
44		IN30011810301192	SEWA AGRO-TECH LTD	0	1000	0	1000	0.034	0.034
45		IN30082910078720	RAMNORD RESEARCH LABORATORIES PRIVATE L	0	1000	0	1000	0.034	0.034
46		IN30294310004764	PELF FINSTOCK LIMITED	0	3000	0	3000	0.101	0.101
47		IN30160410168574	NIRMAL BANG SECURITIES PVT. LTD.	0	100	0	100	0.003	0.003
48		1204620000000029	SHREE NAMAN SECURITIES AND FINANCE PRIVAT	0	0	200	200	0.007	0.007
49		IN30305210836659	NETWORK STOCK BROKING LIMITED	0	360	0	360	0.012	0.012
50		1206540000000031	MILI CONSULTANTS & INVESTMENT PVT. LTD.	0	0	1071	1071	0.036	0.036
51		1204290000014041	MODEX INTERNATIONAL SECURITIES LTD	0	0	131	131	0.004	0.004
52		IN30184610283572	LSE SECURITIES LTD.	0	300	0	300	0.01	0.01
53		IN30095610086237	INDIVAR PROPERTIES PVT. LTD.	0	5000	0	5000	0.168	0.168
54	0003041		STAR SHARES & SECURITIES PVT LTD	800	0	0	800	0.027	0.027
TOTAL				800	84123	8726	93649	3.154	3.154

For Accurate Transformers Ltd.

[Signature]
Company Secretary

ACURATE TRANSFORMERS LIMITED		SHARE HOLDING PATTERN : 31/12/2014							
SHAREHOLDING OF PROMOTER AND PROMOTER GROUP									
Indian									
Individuals (HUF)									
Sr. No.	FOLIO	DPID-CLID	NAME	PHY-HOL	NSDL-HOL	CDSL-HOL	TOT-HOL	%	
1		IN30020610731004	ACCURATE METERS LIMITED	0	133500	0	133500	4.402	4.402
2		1203800000019654	C L SHARMA	0	0	810203	810203	27.57	27.57
3		1203800000020313	SATISH KUMAR SHARMA	0	0	6600	6600	0.222	0.222
4		1203800000022213	DEEPAK SHARMA	0	0	163361	163361	5.497	5.497
5		1203800000020672	ANUPAM SHARMA	0	0	30400	30400	1.023	1.023
6		1203800000019669	PUSHPA SHARMA	0	0	139200	139200	4.684	4.684
7		1203800000020328	MEERA SHARMA	0	0	31000	31000	1.043	1.043
8		1203800000019641	POONAM SHARMA	0	0	32000	32000	1.077	1.077
TOTAL				0	133500	1221864	1355354	45.61	45.61


For Accurate Transformers Ltd.

Parvati
Company Secretary

ACURATE TRANSFORMERS LIMITED		SHARE HOLDING PATTERN : 31/12/2014							
PUBLIC SHAREHOLDING									
No. Institutions									
Individuals-									
ii. Individual shareholders holding nominal share capital in excess of Rs. 1 lac.									
Sr. No.	FOLIO	DPID-CLID	NAME	PHY-HOL	NSDL-HOL	CDSL-HOL	TOT-HOL	%	
1		IN30132110673656	URVIJA BHAVESHBHAI SHAH	0	8040	18779	27819	0.936	0.936
2		IN30064410001824	DIPAK KANAYALAL SHAH	0	69000	0	69000	2.322	2.322
3		IN30302853278430	ARVINDKUMAR SANCHETI	0	22280	0	22280	0.78	0.78
4		IN30302854242016	SARITA ARVIND SANCHETI	0	30588	0	30588	1.029	1.029
5		IN30165310271696	MIHIR KANTI BASAK	0	19000	0	19000	0.639	0.639
6		IN30267930417532	POONAM JAIN	0	19000	0	19000	0.639	0.639
7		IN30210510406631	KISHAN GOPAL MOHTA	0	12000	0	12000	0.404	0.404
8		1201060001965660	BHAVESH DHIRESHBHAI SHAH	0	0	97504	97504	3.281	3.281
9		IN30133019116022	ASHISH CHUGH	0	15000	0	15000	0.505	0.505
10		IN30036020087795	HARSHA HITESH JAVERI	0	38500	0	38500	1.298	1.298
11		IN30036020087818	HITESH RAMJI JAVERI	0	55000	0	55000	1.851	1.851
12		IN30267930621926	PARIKSHIT RAJARAM JOSHI	0	35800	0	35800	1.205	1.205
13	0003380		GAURAV GUPTA	12300	0	0	12300	0.414	0.414
TOTAL				12300	324208	117283	453791	15.27	15.27

For Accurate Transformers Ltd.
[Signature]
 Company Secretary

ACCURATE TRANSFORMERS LIMITED														
(I) STATEMENT SHOWING SHAREHOLDING OF PERSONS BELONGING TO THE CATEGORY														
PROMOTOR' 31/12/2014														
				TOTAL SHARES HELD	SHARES PLEDGED OR OTHERWISE ENCUMBERED	DETAILS OF WARRANTS			DETAILS OF CONVERTIBLE SECURITIES		TOTAL SHARES (INCLUDING UNDERLYING SHARES ASSUMING FULL CONVERSION OF WARRANTS AND CONVERTIBLE SECURITIES AS A % OF DILUTED SHARE CAPITAL)	PAN		
Sr. No.	FOLIO No.	DPID-CLID	NAME OF THE SHAREHOLDER	NUMBER	AS A % OF GRAND TOTAL (A+B+C)	NUMBER	AS A %	AS A % OF GRAND TOTAL (A+B+C) OF SUB-CLAUSE (I)(a)	NUMBER OF WARRANTS HELD	AS A % TOTAL NUMBER OF WARRANTS OF THE SAME CLASS	NUMBER OF CONVERTIBLE SECURITIES HELD	AS A % TOTAL NUMBER OF CONVERTIBLE SECURITIES OF THE		
(i)		(ii)		(iii)	(iv)	(v)	(vi)=(vii)*100	(vii)	(viii)	(ix)	(x)	(xi)	(xii)	
1		IN30020810731004	ACCURATE METERS LIMITED	133500	4.492	0	0	0					133500	AAACA8990J
2		120380000019854	C L SHARMA	819293	27.57	0	0	0					819293	AATPS2067C
3		120380000020313	SATISH KUMAR SHARMA	8800	0.222	0	0	0					8800	AAUPS2724H
4		120380000022213	DEEPAK SHARMA	163381	5.407	0	0	0					163381	AUDPS5329R
5		120380000020872	ANUPAM SHARMA	30400	1.023	0	0	0					30400	AUDPS5340L
6		120380000019669	PUSHPA SHARMA	139200	4.684	0	0	0					139200	AUDPS5353B
7		120380000020328	MEERA SHARMA	31000	1.043	0	0	0					31000	AUDPS5364E
8		120380000019641	POONAM SHARMA	32000	1.077	0	0	0					32000	BBGPS5156R
TOTAL				1365354	45.608	0	0	0					1365354	

For Accurate Transforms

 Company Secretary

ACURATE TRANSFORMERS LIMITED			SHARE HOLDING PATTERN : 31/12/2014					
SHAREHOLDING OF PROMOTER AND PROMOTER GROUP								
India								
Body Corporate								
Sr. No.	FOLIO	DPID-CLID	NAME	PHY-HOL	NSDL-HOL	CDSL-HOL	TOT-HOL	%
TOTAL				0	0	0	0	0

For Accurate Transion.

 Company Secret


ACCURATE TRANSFORMERS LIMITED			
STATEMENT SHOWING DETAILS OF LOCKED-IN SHARES 31/12/2014			
Sr. No.	FOLIO	DPID-CLID	NAME OF THE SHAREHOLDER
TOTAL			

For Accurate Transformers

[Handwritten Signature]
Company Secretary

ACCURATE TRANSFORMERS LIMITED				
(II)(A) STATEMENT SHOWING DETAILS OF DEPOSITORY RECEIPTS (DRs)				
Sr. No.	Type of outstanding DR (ADRs, GDRs, SDRs, etc.)	Number of outstanding DRs	Number of shares underlying outstanding DRs	Shares underlying outstanding DRs as a percentage of total number of shares (i.e., Grand Total (A)+(B)+(C) indicated in Statement at para (I)(a) above)
1	ADR	0	0	0
2	GDR	0	0	0
TOTAL		0	0	0

For Accurate Transformers Ltd.



Company Secret.

ACCURATE TRANSFORMERS LIMITED			SHARE HOLDING PATTERN : 31/12/2014						
PUBLIC SHAREHOLDING									
Non-institutions									
Clearing Member									
Sr. No.	FOLIO	DPID-CLID	NAME	PHY-HOL	NSDL-HOL	CDSL-HOL	TOT-HOL	%	
1		1203440000068717	ARCADIA SHARE AND STOCK BROKERS PVT. LTD.	0	0	348	348	0.012	0.012
2		1202620000112516	MAHENDRA KUMAR AGARWAL	0	0	200	200	0.007	0.007
3		1205350000023193	UNICON SECURITIES PRIVATE LIMITED	0	0	106	106	0.004	0.004
4		1204980000072806	PACE STOCK BROKING SERVICES PVT LTD	0	0	200	200	0.007	0.007
5		IN30001110002235	KANTILALCHHAGANLAL SECPL	0	510	0	510	0.017	0.017
6		1204150000007808	JAINAM SHARE CONSULTANTS PVT. LTD	0	0	50	50	0.002	0.002
7		1203200000000671	DSE FINANCIAL SERVICES LTD.	0	0	500	500	0.017	0.017
8		1201640000007983	MANSUKH STOCK BROKERS LIMITED	0	0	100	100	0.003	0.003
9		IN30236510167746	SHRI PARASRAM HOLDINGS PVT.LTD.	0	3309	0	3309	0.111	0.111
10		1201130000007831	PRABHUDAS LILLADHER PRIVATE LIMITED	0	0	5000	5000	0.168	0.168
11		1207100000000224	LATIN MANHARLAL SECURITIES PVT. LTD.	0	0	159	159	0.005	0.005
12		1203060000000453	INA STOCK BROKING CO P LTD	0	0	200	200	0.007	0.007
13		1204910000000042	FAIRWEALTH SECURITIES LIMITED	0	0	800	800	0.027	0.027
14		1202870000000014	BP EQUITIES PVT. LTD.	0	0	508	508	0.017	0.017
15		1202620000112818	VIKAS KOOLWAL	0	0	100	100	0.003	0.003
TOTAL				0	3819	8272	12091	0.407	0.407

For Accurate Transforms

[Signature]
Company Secretary

ACCURATE TRANSFORMERS LIMITED				SHARE HOLDING PATTERN : 31/12/2014				
SHAREHOLDING OF PROMOTER AND PROMOTER GROUP								
Foreign								
Body Corporate								
Sl. No.	FOLIO	DPID-CLID	NAME	PHY-HOL	NSDL-HOL	CDSL-HOL	TOT-HOL	%
TOTAL				0	0	0	0	0

For Accurate Transformers

 Company Secretary