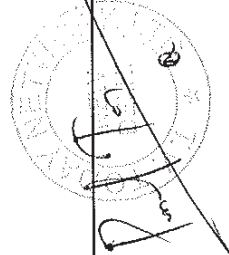




Name of the Company: T.V. Today Network Limited			
Scrip Code, Name of the scrip, class of security: 532515/TVTODAY			
Quarter ended: 30 June, 2015			
Partly paid-up shares:-	No. of partly paid-up shares	As a % of total no. of partly paid-up shares	As a % of total no. of shares of the company
Held by promoter/promoter group	0	0	0
Held by public	0	0	0
<b>Total</b>	<b>0</b>	<b>0</b>	<b>0</b>
Outstanding convertible securities:-	No. of outstanding securities	As a % of total no. of outstanding convertible securities	As a % of total no. of shares of the company, assuming full conversion of the convertible securities
Held by promoter/promoter group	0	0	0
Held by public	0	0	0
<b>Total</b>	<b>0</b>	<b>0</b>	<b>0</b>
Warrants:-	No. of warrants	As a % of total no. of warrants	As a % of total no. of shares of the company, assuming full conversion of warrants
Held by promoter/promoter group	0	0	0
Held by public	0	0	0
<b>Total</b>	<b>0</b>	<b>0</b>	<b>0</b>
<b>Total paid-up capital of the company, assuming full conversion of warrants and convertible securities</b>		<b>59648615</b>	



Statement Showing Shareholding Pattern								
Category Code	Category of Shareholder	Number of Shareholders	Table (I)(a)		Total shareholding as a percentage of total number of shares		Shares Pledged or otherwise encumbered	
			Total number of shares	Number of shares held in dematerialized form	As a percentage of (A+B) <sup>1</sup>	As a percentage of (A+B+C)	Number of shares	As a percentage
			(IV)	(V)	(VI)	(VII)	(VIII)	(IX)= (VIII)/(IV)*100
(I)	(II)	(III)	(IV)	(V)	(VI)	(VII)	(VIII)	(IX)= (VIII)/(IV)*100
<b>(A)</b>	<b>Shareholding of Promoter and Promoter Group<sup>2</sup></b>							
<b>1</b>	<b>Indian</b>							
(a)	Individuals/ Hindu Undivided Family	2	294172	294172	0.4932	0.4932	0	0.0000
(b)	Central Government/ State Government(s)	0	0	0	0.0000	0.0000	0	0.0000
(c)	Bodies Corporate	2	33955999	33955999	56.9268	56.9268	0	0.0000
(d)	Financial Institutions/ Banks	0	0	0	0.0000	0.0000	0	0.0000
(e)	Any Others (Specify)							
(e-i)	Trust	0	0	0	0.0000	0.0000	0	0.0000
(e-ii)	Society	0	0	0	0.0000	0.0000	0	0.0000
(e-iii)	Educational Institutions	0	0	0	0.0000	0.0000	0	0.0000
	<b>Sub Total(A)(1) :</b>	<b>4</b>	<b>34250171</b>	<b>34250171</b>	<b>57.4200</b>	<b>57.4200</b>	<b>0</b>	<b>0.0000</b>
<b>2</b>	<b>Foreign</b>							
(a)	Individuals (Non-Residents Indians/ Foreign Individuals)	0	0	0	0.0000	0.0000	0	0.0000
(b)	Bodies Corporate	0	0	0	0.0000	0.0000	0	0.0000
(c)	Institutions	0	0	0	0.0000	0.0000	0	0.0000
(d)	Qualified Foreign Investor	0	0	0	0.0000	0.0000	0	0.0000
(e)	Any Others(Specify)	0	0	0	0.0000	0.0000	0	0.0000
	<b>Sub Total(A)(2) :</b>	<b>0</b>	<b>0</b>	<b>0</b>	<b>0.0000</b>	<b>0.0000</b>	<b>0</b>	<b>0.0000</b>
	<b>Total Shareholding of Promoter and Promoter Group (A)= (A)(1)+(A)(2)</b>	<b>4</b>	<b>34250171</b>	<b>34250171</b>	<b>57.42</b>	<b>57.4200</b>	<b>0</b>	<b>0.0000</b>



(B)	Public shareholding							NA	NA
1	Institutions							NA	NA
(a)	Mutual Funds/ UTI	8	2074466	2074466	3.4778	3.4778			
(b)	Financial Institutions / Banks	1	7815	7815	0.0131	0.0131			
(c)	Central Government/ State Government(s)	0	0	0	0.0000	0.0000			
(d)	Venture Capital Funds	0	0	0	0.0000	0.0000			
(e)	Insurance Companies	1	517965	517965	0.8684	0.8684			
(f)	Foreign Institutional Investors	0	0	0	0.0000	0.0000			
(g)	Foreign Venture Capital Investors	0	0	0	0.0000	0.0000			
(h)	Qualified Foreign Investor	0	0	0	0.0000	0.0000			
(i)	Any Other (specify)	0	0	0	0.0000	0.0000			
	Sub-Total (B)(1) :	10	2600246	2600246	4.3593	4.3593			
2	Non-institutions							NA	NA
(a)	Bodies Corporate	894	4445217	4445141	7.4523	7.4523			
(b)	Individuals								
i	Individual shareholders holding nominal share capital up to Rs 1 lakh	25644	9228439	9220507	15.4713	15.4713			
ii	Individual shareholders holding nominal share capital in excess of Rs. 1 lakh.	83	7852395	7852395	13.1644	13.1644			
(c)	Qualified Foreign investor	0	0	0	0.0000	0.0000			
(d)	Any Other (specify)								
(d-i)	Trust & Foundations	3	42300	42300	0.0709	0.0709			
(d-ii)	Cooperative Societies	0	0	0	0.0000	0.0000			
(d-iii)	Educational Institutions	0	0	0	0.0000	0.0000			
(d-iv)	Non Resident Individual	348	1229847	1229847	2.0618	2.0618			
(d-v)	Foreign Companies	0	0	0	0.0000	0.0000			
(d-vi)	OCB	0	0	0	0.0000	0.0000			
	Sub-Total (B)(2) :	26972	22798198	22790190	38.2207	38.2207			
(B)	Total Public Shareholding (B)= (B)(1)+(B)(2)	26982	25398444	25390436	42.5800	42.5800			
	TOTAL (A)+(B) :	26986	59648615	59640607	100.0000	100.0000			
(C)	Shares held by Custodians and against which Depository Receipts have been issued								
1	Promoter and Promoter Group	0	0	0	0	0		NA	NA
2	Public	0	0	0	0	0			
	Sub-Total (C) :	0	0	0	0	0			
	GRAND TOTAL (A)+(B)+(C)	26986	59648615	59640607	100.0000	100.0000			




<u>(D)(b) Statement showing holding of securities (including shares, warrants, convertible securities) of persons belonging to the category "Promoter and Promoter Group"</u>											
Sr. No.	Name of the shareholder	Details of Shares held		Encumbered shares (*)		Details of warrants		Details of convertible securities		Total shares (including underlying shares assuming full conversion of warrants and convertible securities) as a % of diluted share capital	
		Number of shares held	As a % of grand total (A)+(B)+(C)	No.	As a percentage	As a % of grand total (A)+(B)+(C) of sub-clause (I)(a)	Number of warrants held	As a % total number of warrants of the same class	Number of convertible securities held	As a % total number of convertible securities of the same class	
(I)	(II)	(III)	(IV)	(V)	(VI) = (V)/(III)*100	(VII)	(VIII)	(IX)	(X)	(XI)	(XII)
1	Living Media India Limited	33954333	56.9239	0	0.0000	0.0000	Nil	Nil	Nil	Nil	Nil
2	Aroon Purie	253172	0.4244	0	0.0000	0.0000	Nil	Nil	Nil	Nil	Nil
3	Aroon Purie	41000	0.0687	0	0.0000	0.0000	Nil	Nil	Nil	Nil	Nil
4	World Media Private Limited	1666	0.0028	0	0.0000	0.0000	Nil	Nil	Nil	Nil	Nil
<b>TOTAL :</b>		<b>34250171</b>	<b>57.4199</b>	<b>0</b>	<b>0</b>	<b>0</b>	<b>Nil</b>	<b>Nil</b>	<b>Nil</b>	<b>Nil</b>	<b>Nil</b>

A handwritten signature in blue ink is written over a circular stamp. The stamp contains the text 'WORLD MEDIA PRIVATE LIMITED' around the perimeter and 'MUMBAI' at the bottom. The signature is written across the center of the stamp.


**(D)(c)(i) Statement showing holding of securities (including shares, warrants, convertible securities) of persons belonging to the category "Public" and holding more than 1% of the total number of shares.**

Sr. No.	Name of the shareholder	Number of shares held	Shares as a percentage of total number of shares {i.e., Grand Total (A)+(B)+(C) indicated in Statement at para (D)(a) above}	Details of warrants		Details of convertible securities		Total shares (including underlying shares assuming full conversion of warrants and convertible securities) as a % of diluted share capital
				Number of warrants held	As a % total number of warrants of the same class	Number of convertible securities held	% w.r.t total number of convertible securities of the same class	
1	Radhakishan S Damani	2010419	3.3704	Nil	Nil	Nil	Nil	Nil
2	Franklin India Smaller Companies Fund	1273673	2.1353	Nil	Nil	Nil	Nil	Nil
3	Damani Estates and Finance Pvt. Ltd.	896000	1.5021	Nil	Nil	Nil	Nil	Nil
4	Ramesh Damani	869686	1.4580	Nil	Nil	Nil	Nil	Nil
<b>TOTAL :</b>		<b>5049778</b>	<b>8.4659</b>	<b>Nil</b>	<b>Nil</b>	<b>Nil</b>	<b>Nil</b>	<b>Nil</b>



**(D)(C)(ii) Statement showing holding of securities (including shares, warrants, convertible securities) of persons (together with PAC) belonging to the category "Public" and holding more than 5% of the total number of shares of the company.**

Sr. No.	Name(s) of the shareholder(s) and the Persons Acting in Concert (PAC) with them	Number of shares	Shares as a percentage of total number of shares {i.e., Grand Total (A)+(B)+(C) indicated in Statement at para (D)(a) above}	Details of warrants		Details of convertible securities		Total shares (including underlying shares assuming full conversion of warrants and convertible securities) as a % of diluted share capital
				Number of warrants	As a % total number of warrants of the same class	Number of convertible securities held	% w.r.t total number of convertible securities of the same class	
	NIL	NIL	NIL	Nil	Nil	Nil	Nil	Nil
	<b>TOTAL</b>	<b>0</b>	<b>0.0000</b>	<b>Nil</b>	<b>Nil</b>	<b>Nil</b>	<b>Nil</b>	<b>Nil</b>



<b>(D)(d) Statement showing details of locked-in shares</b>				
<b>Sr. No.</b>	<b>Name of the shareholder</b>	<b>Category</b>	<b>Number of locked-in shares</b>	<b>Locked-in shares as a percentage of total number of shares {i.e., Grand Total (A)+(B)+(C) indicated in Statement at para (D)(a) above}</b>
1	NIL	NIL	NIL	NIL
<b>TOTAL :</b>				
		NIL	NIL	NIL

A handwritten signature is written over a circular stamp. The stamp contains the text "V. TOBYA" and "NEW YORK".

<b>(II)(a) Statement showing details of Depository Receipts (DRs)</b>					
Sr. No.	Type of outstanding DR (ADRs, GDRs, SDRs, etc.)	Number of outstanding DRs	Number of shares underlying outstanding DRs	Shares underlying outstanding DRs as a percentage of total number of shares {i.e., Grand Total (A)+(B)+(C) indicated in Statement at para (I)(a) above}	
1	Nil	Nil	Nil	Nil	
<b>TOTAL</b>			<b>Nil</b>	<b>Nil</b>	

<b>(II)(b) Statement showing holding of Depository Receipts (DRs), where underlying shares held by 'Promoter/Promoter Group' are in excess of 1% of the total number of shares</b>					
Sr. No.	Name of the DR Holder	Type of outstanding DR (ADRs, GDRs, SDRs, etc.)	Number of shares underlying outstanding DRs	Shares underlying outstanding DRs as a percentage of total number of shares {i.e., Grand Total (A)+(B)+(C) indicated in Statement at para (I)(a) above}	
1	Nil	Nil	Nil	Nil	
<b>TOTAL</b>			<b>Nil</b>	<b>Nil</b>	

