


Introductory sub-table (I)(a)			
Name of the Company: FARMAX INDIA LIMITED			
Scrip Code, Name of the scrip, class of security: BSE- 590094/ NSE- FARMAXIND/ ASE- 08284			
Quarter ended: 30.06.2015			
Partly paid-up shares:-	No. of partly paid-up shares	As a % of total no. of partly paid-up shares	As a % of total no. of shares of the company
Held by promoter/promoter group	0	0	0
Held by public	0	0	0
	0		
Total	0	0	0
Outstanding convertible securities:-	No. of outstanding securities	As a % of total no. of outstanding convertible securities	As a % of total no. of shares of the company, assuming full conversion of the convertible securities
Held by promoter/promoter group	0	0	0
Held by public	0	0	0
Total	0	0	0
Warrants:-	No. of warrants	As a % of total no. of warrants	As a % of total no. of shares of the company, assuming full conversion of warrants
Held by promoter/promoter group	0	0	0
Held by public	0	0	0
Total	0	0	0
Total paid-up capital of the company, assuming full conversion of warrants and convertible securities		534171427	




Statement Showing Shareholding Pattern

Category of Shareholder	Number of Shareholders	Total number of shares	Number of shares held in dematerialized form		Total shareholding as a percentage of total number of shares		Shares Pledged or otherwise encumbered	As a percentage (IX) = (VIII)/(IV)*100
			(V)	(VI)	(VII)	(VIII)		
(I) Shareholding of Promoter and Promoter	(II) Indian	(III)	(IV)	(V)	(VII)	(VIII)	(IX)	
(a) Individuals/ Hindu Undivided Family		2	115470249	115470249	26.26	21.62		0.00
(b) Central Government/ State Government(s)					0.00	0.00		#DIV/0!
(c) Bodies Corporate		1	86908300	86908300	19.76	16.27		0.00
(d) Financial Institutions/ Banks					0.00	0.00		#DIV/0!
(e) Any Others(Specific)					0.00	0.00		#DIV/0!
Sub Total(A)(1)		3	202378549	202378549	46.02	37.89	0	0.00
2 Foreign					0.00	0.00		
a Individuals (Non-Residents Individuals/ Foreign Individuals)		0	0	0	0.00	0.00		#DIV/0!
b Bodies Corporate		0	0	0	0.00	0.00		#DIV/0!
c Institutions		0	0	0	0.00	0.00		#DIV/0!
d Qualified Foreign Investor		0	0	0	0.00	0.00		#DIV/0!
e Any Others(Specific)					0.00	0.00		#DIV/0!
Sub Total(A)(2)		0	0	0	0.00	0.00	0	#DIV/0!
Total Shareholding of Promoter and	and	3	202378549	202378549	46.02	37.89	0	0.00
(B) Public shareholding	1 Institutions				0.00	0.00		
(a) Mutual Funds/ UTI		0	0	0	0.00	0.00		
(b) Financial Institutions/ Banks		0	0	0	0.00	0.00		
(c) Central Government/ State Government(s)		0	0	0	0.00	0.00		
(d) Venture Capital Funds		0	0	0	0.00	0.00		
(e) Insurance Companies		0	0	0	0.00	0.00		
(f) Foreign Institutional Investors		2	4478745	4478745	1.02	0.84		
(g) Foreign Venture Capital Investors		0	0	0	0.00	0.00		
(h) Qualified Foreign Investor		0	0	0	0.00	0.00		
(i) Any Other (Specify)					0.00	0.00		
Sub-Total (B)(1)	2		4478745	4478745	1.02	0.84		




B 2	Non-institutions																		
(a)	Bodies Corporate	213	88794975	88794975	20.19	16.62													
(b)	Individuals	10376	32610784	32309704	0.00	0.00													
	Individuals - i. Individual shareholders holding nominal share capital up to Rs 1 lakh																		
I	ii. Individual shareholders holding nominal share capital in excess of Rs. 1 lakh	122	105209687	105209687	7.42	6.10													
II	Qualified Foreign Investor				23.92	19.70													
(c)	Any Other (specify)																		
(d)	Trusts	1	1700	1700	0.00	0.00													
(d-i)	Clearing Members	60	4728179	4728179	1.08	0.89													
(d-ii)	NRLs	49	1568027	1568027	0.36	0.29													
(d-iii)	Sub-Total (B)(2)	10821	232912352	232611272	52.96	43.60													
(B)	Total Public Shareholding (B)= (B)(1)+(B)(2)	10823	237391097	237090017	53.98	44.44													
	TOTAL (A)+(B)	10826	439769646	439468566	100.00	82.33													
(C)	Shares held by Custodians and against which Depository Receipts have been issued																		
1	Promoter and Promoter Group				0.00	0.00													
2	Public	1	94401781	94401781	0.00	0.00													#DIV/0!
	Sub-Total (C)	1	94401781	94401781	0.00	17.67													
	GRAND TOTAL (A)+(B)+(C)	10827	534171427	533870347	100.00	100.00													0.00



Sr.No	Notes
1	
2	
3	
4	p
5	
6	
7	
8	
9	

M. C. C.




M. C. C. India L.P.
Hyd

(I)(b) Statement showing holding of securities (including shares, warrants, convertible securities) of persons belonging to the category "Promoter and Promoter Group"

Sr. No.	Name of the shareholder	Details of Shares held		Encumbered shares (*)			Details of warrants		Details of convertible securities		Total shares (including underlying shares assuming full conversion of warrants and convertible securities) as a % of diluted share capital
		Number of shares held	As a % of grand total (A)+(B)+(C)	No.	As a percentage	As a % of grand total (A)+(B)+(C) of sub-clause (I)(a)	Number of warrants held	As a % total number of warrants of the same class	Number of convertible securities held	As a % total number of convertible securities of the same class	
(i)	(ii)	(iii)	(iv)	(v)	(vi)=(v)/(iii)*100	(vii)	(viii)	(ix)	(x)	(xi)	(xii)
1	SRINIVASA REDDY MORTHALA	101025000	18.91	0	0.00	0.00	0	0	0	0	0
2	MSR INDIA LIMITED	86908300	16.27	0	0.00	0.00	0	0	0	0	0
3	M MALLAREDDY	14445249	2.70	0	0.00	0.00	0	0	0	0	0
TOTAL		202378549	37.89	0	0.00	0.00	0	0	0	0	0

(*) The term "encumbrance" has the same meaning as assigned to it in regulation 28(3) of the SAST Regulations, 2011




D)(c)(i) Statement showing holding of securities (including shares, warrants, convertible securities) of persons belonging to the category "Public" and holding more than 1% of the total number of shares

Sr. No	Name of the shareholder	Number of shares held	Shares as a percentage of total number of shares (i.e., Grand Total (A)+(B)+(C) indicated in Statement at para (I)(a) above)	Details of warrants		Details of convertible securities		Total shares (including underlying shares assuming full conversion of warrants and convertible securities) as a % of diluted share capital
				Number of warrants held	As a % total number of warrants of the same class	Number of convertible securities held	% w.r.t total number of convertible securities of the same class	
1	RISHAB MARKETING & DISTRIBUTION SERVICES HYD PVT	27510000	5.1500	0	0	0	0	0
2	A C FOODS AND TRADING PRIVATE LIMITED	25871428	4.8433					
3	C N FOODS PRIVATE LIMITED	21428571	4.0116					
4	ANANTHA REDDY BADDAM	14285714	2.6744					
5	CHINTAPALLY GANGADHAR	10168000	1.9035	0	0	0	0	0
6	MUNKUNTLA SUBHASH	8619807	1.6137	0	0	0	0	0
7	CHARANJIT SINGH ARORA	8600296	1.6100	0	0	0	0	0
8	NAVCHETAN FOODS & MARKETING PVT LTD	7988596	1.4955	0	0	0	0	0
9	SANJEEV GORWARA	7633663	1.4291	0	0	0	0	0
10	SAKALESWARA REDDY	7142857	1.3372					
11	SNR FILMS INDIA PRIVATE LIMITED	7142857	1.3372					
	TOTAL	146391789	27.4054	0	0	0	0	0




(I)(c)(ii) Statement showing holding of securities (including shares, warrants, convertible securities) of persons (together with PAC) belonging to the category "Public" and holding more than 5% of the total number of shares of the company

Sr. No.	Name(s) of the shareholder(s) and the Persons Acting in Concert (PAC) with them	Number of shares	Shares as a percentage of total number of shares (i.e., Grand Total (A)+(B)+(C) indicated in Statement at para (I)(a) above)	Details of warrants		Details of convertible securities		Total shares (including underlying shares assuming full conversion of warrants and convertible securities) as a % of diluted share capital
				Number of warrants	As a % total number of warrants of the same class	Number of convertible securities held	% w.r.t total number of convertible securities of the same class	
1	RISHAB MARKETING & DISTRIBUT	27510000	5.15	0	0	0	0	0
TOTAL		27510000	5.15	0	0	0	0	0



(I)(d) Statement showing details of locked-in shares


Sr. No.	Name of the shareholder	Number of locked-in shares	Locked-in shares as a percentage of total number of shares (i.e., Grand Total (A)+(B)+(C) indicated in Statement at para (I)(a) above)
1	SRINIVASA REDDY MORTHALA	42000000	7.86
2	MSR INDIA LIMITED	86908300	16.27
3	ANANTHA REDDY BADDAM	14285714	2.67
4	C N FOODS PRIVATE LIMITED	21428571	4.01
5	A C FOODS AND TRADING PRIVATE LIMITED	25871428	4.84
6	SAKALESWARA REDDY	7142857	1.34
7	SNR FILMS INDIA PRIVATE LIMITED	7142857	1.34
TOTAL		204779727	38.34



(II)(a) Statement showing details of Depository Receipts (DRs)

Sr. No.	Type of outstanding DR (ADRs, GDRs, SDRs, etc.)	Number of outstanding DRs	Number of shares underlying outstanding DRs	Shares underlying outstanding DRs as a percentage of total number of shares (i.e., Grand Total (A)+(B)+(C) indicated in Statement at para I(a) above)
1	GDRS		94401781	17.67
TOTAL			94401781	17.67

M. R. C.



(II)(b) Statement showing holding of Depository Receipts (DRs), where underlying shares held by "promoter/promoter group" are in excess of 1% of the total number of shares

Sr. No.	Name of the DR Holder	Type of outstanding DR (ADRs, GDRs, SDRs, etc.)	Number of shares underlying outstanding DRs	Shares underlying outstanding DRs as a percentage of total number of shares (i.e., Grand Total (A)+(B)+(C) indicated in Statement at para (I)(a) above)
1	NIL			0.00
TOTAL			0	0.00

