



Sancia Global Infraprojects Limited								
Category code	Category of Shareholder	Number of Shareholders	Total number of Shares (matrilized form)	Number of Shares held in dematerialized form (V)	Total Shareholding as a percentage of total number of shares (VI)	As a percentage of (A+B+C) (VII)	Number of shares (VIII)	As a percentage (IX) = (VIII)/(IV)*100
(I)	(II)	(III)	(IV)	(V)	(VI)	(VII)	(VIII)	(IX)
(A)	PROMOTER AND PROMOTER GROUP							
[1]	INDIAN		464256	464256	1.07	1.07	0	0
	INDIVIDUALS / HINDU UNDIVIDED FAMILY	2						
	CENTRAL GOVERNMENT / STATE GOVERNMENT(S)	0	0	0	0	0	0	0
	BODIES CORPORATE	6	13937678	8267678	32.12	32.12	0	0
	FINANCIAL INSTITUTIONS / BANKS	0	0	0	0	0	0	0
	ANY OTHER (SPECIFY)	0	0	0	0	0	0	0
	<b>Sub Total</b>	<b>8</b>	<b>14401934</b>	<b>8731934</b>	<b>33.19</b>	<b>33.19</b>	<b>0</b>	<b>0</b>
[2]	FOREIGN							
	INDIVIDUALS (NON-RESIDENT INDIVIDUALS / FOREIGN INDIVIDUALS)	0	0	0	0	0	0	0
	BODIES CORPORATE	0	0	0	0	0	0	0
	INSTITUTIONS	0	0	0	0	0	0	0
	QUALIFIED FORE INVESTOR-CORPORATE	0	0	0	0	0	0	0
	QUALIFIED FORE INVESTOR-IND	0	0	0	0	0	0	0
	ANY OTHER (SPECIFY)	0	0	0	0	0	0	0
	<b>Sub Total</b>	<b>0</b>	<b>0</b>	<b>0</b>	<b>0</b>	<b>0</b>	<b>0</b>	<b>0</b>
	<b>Total (A)</b>	<b>8</b>	<b>14401934</b>	<b>8731934</b>	<b>33.19</b>	<b>33.19</b>	<b>0</b>	<b>0</b>
(B)	PUBLIC SHAREHOLDING							
[1]	INSTITUTIONS							
	MUTUAL FUNDS / UTI	0	0	0	0	0	0	0
	FINANCIAL INSTITUTIONS / BANKS	2	208363	208363	0.48	0.48	0	0
	CENTRAL GOVERNMENT / STATE GOVERNMENT(S)	0	0	0	0	0	0	0
	VENTURE CAPITAL FUNDS	0	0	0	0	0	0	0
	INSURANCE COMPANIES	0	0	0	0	0	0	0
	FOREIGN INSTITUTIONAL INVESTORS	5	5866925	3420000	13.52	13.52	0	0
	FOREIGN VENTURE CAPITAL INVESTORS	0	0	0	0	0	0	0
	QUALIFIED FORE INVESTOR-CORPORATE	0	0	0	0	0	0	0
	QUALIFIED FORE INVESTOR-IND	0	0	0	0	0	0	0
	<b>Sub Total</b>	<b>7</b>	<b>6075288</b>	<b>3628363</b>	<b>14</b>	<b>14</b>	<b>0</b>	<b>0</b>
[2]	NON-INSTITUTIONS							
	BODIES CORPORATE	229	5259191	5259191	12.12	12.12	0	0
	INDIVIDUAL SHAREHOLDERS HOLDING NOMINAL SHARE CAPITAL UP TO RS. 1 LAKH	14945	8366334	8366320	19.28	19.28	5070	0.06
	INDIVIDUAL SHAREHOLDERS HOLDING NOMINAL SHARE CAPITAL IN EXCESS OF RS. 1 LAKH	239	8763759	8763759	20.19	20.19	0	0


QUALIFIED FOREIGN INVESTOR-CORPORATE	0	0	0	0	0	0	0	0	0	0	0	0	0	0	0	0	0	0	0	0	0	0	0	0
QUALIFIED FOREIGN INVESTOR-INDIVIDUAL	0	0	0	0	0	0	0	0	0	0	0	0	0	0	0	0	0	0	0	0	0	0	0	0
CLEARING MEMBER	37	169288	169288	0.39	0	0	0	0.39	0	0	0	0	0	0	0	0	0	0	0	0	0	0	0	0
FOREIGN PORTFOLIO INVESTOR (CORPORATE)	0	0	0	0	0	0	0	0	0	0	0	0	0	0	0	0	0	0	0	0	0	0	0	0
FOREIGN PORTFOLIO INVESTOR (INDIVIDUAL)	0	0	0	0	0	0	0	0	0	0	0	0	0	0	0	0	0	0	0	0	0	0	0	0
MARKET MAKER	0	0	0	0	0	0	0	0	0	0	0	0	0	0	0	0	0	0	0	0	0	0	0	0
OFFICE BEARERS	91	310734	310734	0.72	0	0	0	0.72	0	0	0	0	0	0	0	0	0	0	0	0	0	0	0	0
NON RESIDENT INDIANS (REPAT)	28	52256	52256	0.12	0	0	0	0.12	0	0	0	0	0	0	0	0	0	0	0	0	0	0	0	0
FOREIGN COMPANIES	0	0	0	0	0	0	0	0	0	0	0	0	0	0	0	0	0	0	0	0	0	0	0	0
OVERSEAS BODIES CORPORATES	0	0	0	0	0	0	0	0	0	0	0	0	0	0	0	0	0	0	0	0	0	0	0	0
DIRECTORS / RELATIVES	0	0	0	0	0	0	0	0	0	0	0	0	0	0	0	0	0	0	0	0	0	0	0	0
GROUP COMPANIES	0	0	0	0	0	0	0	0	0	0	0	0	0	0	0	0	0	0	0	0	0	0	0	0
GOVT. NOMINEES	0	0	0	0	0	0	0	0	0	0	0	0	0	0	0	0	0	0	0	0	0	0	0	0
NOTIFIED PERSONS	0	0	0	0	0	0	0	0	0	0	0	0	0	0	0	0	0	0	0	0	0	0	0	0
OTHER SHROFF COMPANIES	0	0	0	0	0	0	0	0	0	0	0	0	0	0	0	0	0	0	0	0	0	0	0	0
OTHER SHROFF FAMILY	0	0	0	0	0	0	0	0	0	0	0	0	0	0	0	0	0	0	0	0	0	0	0	0
OTHER SHROFF FAMILY [NRI]	0	0	0	0	0	0	0	0	0	0	0	0	0	0	0	0	0	0	0	0	0	0	0	0
SUBSIDIARY COMPANIES	0	0	0	0	0	0	0	0	0	0	0	0	0	0	0	0	0	0	0	0	0	0	0	0
SHROFF PLEDGE	0	0	0	0	0	0	0	0	0	0	0	0	0	0	0	0	0	0	0	0	0	0	0	0
FOREIGN DIRECTORS	0	0	0	0	0	0	0	0	0	0	0	0	0	0	0	0	0	0	0	0	0	0	0	0
PARTNERSHIP FIRM	0	0	0	0	0	0	0	0	0	0	0	0	0	0	0	0	0	0	0	0	0	0	0	0
PROPRIETARY FIRM	0	0	0	0	0	0	0	0	0	0	0	0	0	0	0	0	0	0	0	0	0	0	0	0
OTHER DIRECTORS	0	0	0	0	0	0	0	0	0	0	0	0	0	0	0	0	0	0	0	0	0	0	0	0
ESCROW ACCOUNT	0	0	0	0	0	0	0	0	0	0	0	0	0	0	0	0	0	0	0	0	0	0	0	0
FOREFIETED SHARES	0	0	0	0	0	0	0	0	0	0	0	0	0	0	0	0	0	0	0	0	0	0	0	0
FRIENDS & ASSOCIATES	0	0	0	0	0	0	0	0	0	0	0	0	0	0	0	0	0	0	0	0	0	0	0	0
HOLDING COMPANY	0	0	0	0	0	0	0	0	0	0	0	0	0	0	0	0	0	0	0	0	0	0	0	0
TRUSTS	0	0	0	0	0	0	0	0	0	0	0	0	0	0	0	0	0	0	0	0	0	0	0	0
Sub Total	15569	27971582	27971582	52.82	0	0	0	52.82	0	0	0	0	0	0	0	0	0	0	0	0	0	0	0	0
Total (B)	15576	28996870	28996870	66.81	0	0	0	66.81	0	0	0	0	0	0	0	0	0	0	0	0	0	0	0	0
Total (A)+(B)	15584	43398804	43398804	100	0	0	0	100	0	0	0	0	0	0	0	0	0	0	0	0	0	0	0	0
SHARES HELD BY CUSTODIANS AND AGAINST WHICH DEPOSITORY RECEIPTS HAVE BEEN ISSUED																								
PROMOTER AND PROMOTER GROUP	0	0	0	0	0	0	0	0	0	0	0	0	0	0	0	0	0	0	0	0	0	0	0	0
Sub Total	0	0	0	0	0	0	0	0	0	0	0	0	0	0	0	0	0	0	0	0	0	0	0	0
Total (C)	0	0	0	0	0	0	0	0	0	0	0	0	0	0	0	0	0	0	0	0	0	0	0	0
Total (A)+(B)+(C)	15584	43398804	43398804	100	0	0	0	100	0	0	0	0	0	0	0	0	0	0	0	0	0	0	0	0



GENERATED ON: 04/07/2015 NSDL : 30/06/2015 CDSL : 30/06/2015



<b>I(a) Statement Shareholding Pattern</b>			
<b>Name of the Company</b> :Sancia Global Infraprojects Limited			
<b>Script Code:</b>		<b>Class of Security:</b>	
AS ON			
<b>Partly Paid-up shares</b>	<b>No. of Partly Paid-up shares</b>	<b>As a % of total no. of Partly paid-up shares</b>	<b>As a % of total no. of shares of the Company</b>
Held by promoter/Promoter group	0	0	0
Held by public	0	0	0
Total	0	0	0
<b>Outstanding convertible securities</b>	<b>No. of Outstanding securities</b>	<b>As a % of total No. of Outstanding convertible securities</b>	<b>As a % of total No. of shares of the company, assuming full conversion of the convertible securities</b>
Held by promoter/Promoter group	0	0	0
Held by Public	0	0	0
Total	0	0	0
<b>Warrants</b>	<b>No. of Warrants</b>	<b>As a % of total no. of warrants</b>	<b>As a % of total No. of shares of the company, assuming full conversion of the convertible securities</b>
Held by promoter/Promoter group	0	0	0
Held by Public	0	0	0
Total	0	0	0
<b>Total paid-up capital of the company, assuming full conversion of warrants and convertible securities</b>	43398804		



Sancita Global Infraprojects Limited													
(100) STATEMENT SHOWING HOLDING OF SECURITIES (INCLUDING SHARES, WARRANTS, CONVERTIBLE SECURITIES) OF PERSONS BELONGING TO THE CATEGORY 'PROMOTER AND PROMOTER GROUP'													
Sr. No.	NAME OF THE SHAREHOLDER	NO. OF SHARES HELD	(iii)	(iv)	No. ENCUMBERED SHARES	AS A PERCENTAGE (V)=(V)/(III)*100	AS A % OF GRAND TOTAL (A)+(B)+(C) OF SUB-CLAUSE (I) (a) (VII)	PAN	Number of warrants held (VIII)	As a % total number of warrants of the same class (IX)	Number of convertible securities held (X)	As a % total number of convertible securities of the same class (XI)	Total shares (including shares assuming full conversion of warrants and convertible securities) as a % of diluted share capital (XII)
1	RISING COMMOTRADE PVT LTD	5670000		13.0649	0	0	0	AADCR7057G	0	0	0	0	
2	ANARCON RESOURCES PVT LTD	3641000		8.3896	0	0	0	AADCA7352D	0	0	0	0	
3	UNNAO TRADING PRIVATE LIMITED	3034156		6.9913	0	0	0	AAACU3544Q	0	0	0	0	
4	SHRI HANUMAN INVESTMENTS PVT LTD.	1579151		3.6387	0	0	0	AAGCS5378C	0	0	0	0	
5	BATAN LAL TAMAKHUWALA HUF.	310000		0.7143	0	0	0	AAKHR4373K	0	0	0	0	
6	RISHIRAJ AGARWAL HUF.	154256		0.3554	0	0	0	AADHR8823F	0	0	0	0	
7	SHRI DURGA FINVEST PRIVATE LIMITED	13371		0.0308	0	0	0	AAGCS5297Q	0	0	0	0	
	<b>Total :</b>	<b>14401934</b>		<b>33.185</b>	<b>0</b>	<b>0</b>	<b>0</b>						

GENERATED ON : 04/07/2015 NSDL : 30/06/2015 CDSL : 30/06/2015





Sancja Global Infraprojects Limited									
(D)(C) STATEMENT SHOWING HOLDING OF SECURITIES (INCLUDING SHARES, WARRANTS, CONVERTIBLE SECURITIES) OF PERSONS BELONGING TO THE CATEGORY 'PUBLIC' AND HOLDING MORE THAN 1% OF THE TOTAL NUMBER OF SHARES									
SR. NO.	NAME(S) OF THE SHAREHOLDER	NUMBER OF SHARES HELD	SHARES AS A PERCENTAGE OF TOTAL NUMBER OF SHARES (i.e. GRAND TOTAL (A)+(B)+(C) INDICATED IN STATEMENT AT PARA (I)(a) ABOVE }	PAN	NUMBER OF WARRANTS HELD	AS A % TOTAL WARRANTS OF THE SAME CLASS	NUMBER OF CONVERTIBLE SECURITIES HELD	% W.R.T. TOTAL NUMBER OF CONVERTIBLE SECURITIES OF THE SAME CLASS	TOTAL SHARES (INCLUDING UNDERLYING SHARES ASSUMING FULL CONVERSION OF WARRANTS AND CONVERTIBLE SECURITIES) AS A % OF DILUTED SHARE CAPITAL
1	ARES DIVERSIFIED	1710000	3.9402						
2	EMERGING INDIA FOCUS FUNDS	1710000	3.9402						
3	DIS STOCK AND SHARES LTD	1100000	2.5346						
4	EQUATE DEALERS PRIVATE LIMITED	1042505	2.4022						
5	EMERGING INDIA FOCUS FUND	890000	2.0507						
6	ARES DIVERSIFIED FUND	790000	1.8203						
7	ELARA INDIA OPPORTUNITIES FUND LTD	766925	1.7672						
8	ACUTE CONSULTANCY LIMITED	504580	1.1627						
	<b>Total :</b>	8514010	19.6181						

GENERATED ON : 04/07/2015 NSDL : 30/06/2015 CDSL : 30/06/2015




**Sancia Global Infraprojects Limited**

(GROUP) STATEMENT SHOWING HOLDING OF SECURITIES (INCLUDING SHARES, WARRANTS, CONVERTIBLE SECURITIES) OF PERSONS (TOGETHER WITH PAC) BELONGING TO THE CATEGORY PUBLIC AND HOLDING MORE THAN 5% OF THE TOTAL NUMBER OF SHARES OF THE COMPANY.

SR NO.	NAME(S) OF THE SHAREHOLDER(S) AND THE PERSONS ACTING IN CONCERT (PAC) WITH THEM	NUMBER OF SHARES	SHARES AS A PERCENTAGE OF TOTAL NUMBER OF SHARES i.e. GRAND TOTAL (A)+(B)+(C) INDICATED IN STATEMENT AT PARA (1)(a) ABOVE }	PAN	NUMBER OF WARRANTS HELD	AS A % TOTAL NUMBER OF WARRANTS OF THE SAME CLASS	NUMBER OF CONVERTIBLE SECURITIES HELD	% W.R.T TOTAL NUMBER OF CONVERTIBLE SECURITIES OF THE SAME CLASS	TOTAL SHARES (INCLUDING UNDERLYING SHARES ASSUMING FULL CONVERSION OF WARRANTS AND CONVERTIBLE SECURITIES) AS A % OF DILUTED SHARE CAPITAL
<b>Total :</b>		0	0	0					

GENERATED ON: 04/07/2015 NSDL: 30/06/2015 CDSL: 30/06/2015





**Sancia Global Infraprojects Limited**

**I (d) STATEMENT SHOWING DETAILS OF LOCKED - IN SHARES**

Sr. No.	NAME OF SHAREHOLDER	NUMBER OF LOCKED-IN SHARES	LOCKED-IN SHARES AS A (%)PERCENTAGE OF TOTAL NUMBER OF SHARES {i.e., GRAND TOTAL (A)+(B)+(C) INDICATED IN STATEMENT AT PARA (I)(a) ABOVE }	Promotor/Promotor Group/Public
	<b>Total :</b>	0	0	

GENERATED ON : 04/07/2015

NSDL : 30/06/2015

CDSL : 30/06/2015



**Sancia Global Infraprojects Limited**

**II (a) STATEMENT SHOWING DETAILS OF DEPOSITORY RECEIPTS(DRs)**

Sr.No.	NAME OF THE DR HOLDER	NUMBER OF SHARES UNDERLYING OUTSTANDING DRs	SHARES UNDERLYING OUTSTANDING DRs AS A PERCENTAGE OF TOTAL NUMBER OF SHARES {i.e., GRAND TOTAL (A)+(B)+(C) INDICATED IN STATEMENT AT PARA(D)(a)ABOVE }
		0	0
<b>Total :</b>			0

GENERATED ON : 04/07/2015

NSDL : 30/06/2015

CDSL : 30/06/2015





**Sancia Global Infraprojects Limited**

II (b) STATEMENT SHOWING HOLDING OF DEPOSITORY RECEIPTS (DRs), WHERE UNDERLYING SHARES ARE IN EXCESS OF 1% OF THE TOTAL NUMBER OF SHARES

Sr. No.	NAME OF THE DR HOLDER	TYPE OF OUTSTANDING DR(ADRs,GDRs, SDRs,etc.)	NUMBER OF SHARES UNDERLYING	SHARES UNDERLYING OUTSTANDING DRs AS A PERCENTAGE OF TOTAL NUMBER OF SHARES {i.e., GRAND TOTAL (A)+(B)+(C) INDICATED IN STATEMENT
	<b>Total :</b>		0	0

GENERATED ON : 04/07/2015

NSDL : 30/06/2015

CDSL : 30/06/2015



**Sancia Global Infraprojects Limited**


STATEMENT SHOWING SHARE HOLDING OF PERSONS BELONGING TO THE CATEGORY  
'GDR' AND HOLDING MORE THAN 1% OF THE TOTAL NUMBER OF SHARES

Sr.No.	NAME	SHARES	PERCENTAGE TO TOTAL SHARES
<b>Total:</b>		0	0

GENERATED ON : 04/07/2015

NSDL : 30/06/2015

CDSL : 30/06/2015





Sancia Global Infraprojects Limited

STATEMENT SHOWING CHANGES IN HOLDING OF SECURITIES (INCLUDING SHARES, WARRANTS, CONVERTIBLE SECURITIES) OF PERSONS BELONGING TO THE CATEGORY PROMOTER AND PROMOTER GROUP

SERIAL NO.	Name of Promoters	No. of shares held before the change(26/06/2015)	% of shareholding before the change	Change in share holding in number of shares	Change in Percentage to previous holdings(30/06/2015)	Change in Percentage based on Capital(30/06/2015)	Increase/Decrease	No. of shares held after change(30/06/2015)	% of shareholding after the change	No. of Pledge Shares after the change	Reason For change	PAN	REMARKS
1	1 RISING COMMOTRADE PVT LTD	5670000	13.0649	0	0.0000	0.0000	No changes	5670000	13.0649	0		AADCR7057G	
2	2 ANARCON RESOURCES PVT LTD	83896	8.3896	0	0.0000	0.0000	No changes	83896	8.3896	0		AADCA7352D	
3	3 UNNAO TRADING PRIVATE LIMITED	3034156	6.9913	0	0.0000	0.0000	No changes	3034156	6.9913	0		AAACU5344Q	
4	4 SHRI HANUMAN INVESTMENTS PVT. LTD.	1579151	3.6387	0	0.0000	0.0000	No changes	1579151	3.6387	0		AAGCS5378C	
5	5 RATAN LAL TAMAKHUWALA HUF	310000	0.7143	0	0.0000	0.0000	No changes	310000	0.7143	0		AAKHR4373K	
6	6 RISHIRAJ AGARWAL HUF	154256	0.3554	0	0.0000	0.0000	No changes	154256	0.3554	0		AADHR8823F	
7	7 SHRI DURGA FINVEST PRIVATE LIMITED	13371	0.0308	0	0.0000	0.0000	No changes	13371	0.0308	0		AAGCS5297Q	
	Total :	14401934	33.185					14401934	33.185				


GENERATED ON : 04/07/2015      Base Date : 30/06/2015      Comparison Date : 26/06/2015      Share capital as on 30/06/2015 : 43398804

Share capital as on 26/06/2015 : 43398804



DETAILED STATEMENT SHOWING CHANGES IN HOLDING OF SECURITIES (INCLUDING  
SHARES, WARRANTS, CONVERTIBLE SECURITIES) OF  
PERSONS BELONGING TO THE CATEGORY 'PROMOTER AND PROMOTER GROUP'

SERIAL NO.	Name	DP ID	No .of shares	PAN
1	RATAN LAL TAMAKHUWALA HUF .	'120339000042518	310000	AAKHR4373K
2	SHRI HANUMAN INVESTMENTS PVT.LTD.	'1201090003263572	1579151	AAGCS5378C
3	SHRI DURGA FINVEST PRIVATE LIMITED	'1201090003283202	13371	AAGCS5297Q
4	RISHIRAJ AGARWAL HUF .	'1201090003326879	154256	AADHR8823F
5	RISING COMMOTRADE PVT LTD	'0000061	4120000	AADCR7057G
6	RISING COMMOTRADE PRIVATE LIMITED	'0000060	1550000	AADCR7057G
7	ANARCON RESOURCES PVT LTD	'IN3011512555989 1	3641000	AADCA7352D
8	UNNAO TRADING PRIVATE LIMITED	'1201090003299550	3034156	AAACU3544Q





SERIAL NO.	Name of Shareholders	No. of shares held before the change(26/06/2015)	% of shareholding before the change	Change in share holding in number of shares	Change in Percentage to previous holdings(30/06/2015)	Change in Percentage based on Capital(30/06/2015)	Increase/Decrease	No. of shares held after change(30/06/2015)	% of shareholding after the change	No. of Pledge Shares after the change	Reason For change	PAN	REMARKS
1	EMERGING INDIA FOCUS FUNDS	1710000	3.9402	0	0.0000	0.0000	No changes	1710000	3.9402	0		AACCE0596N	
2	ARES DIVERSIFIED	1710000	3.9402	0	0.0000	0.0000	No changes	1710000	3.9402	0		AAHCA2144B	
3	DIS STOCK AND SHARES LTD	1100000	2.5346	0	0.0000	0.0000	No changes	1100000	2.5346	0		AAACD7350B	
4	EQUATE DEALERS PRIVATE LIMITED	1042505	2.4022	0	0.0000	0.0000	No changes	1042505	2.4022	0		AACCE3345B	
5	EMERGING INDIA FOCUS FUND	890000	2.0507	0	0.0000	0.0000	No changes	890000	2.0507	0			
6	ARES DIVERSIFIED FUND	790000	1.8203	0	0.0000	0.0000	No changes	790000	1.8203	0			
7	ELARA INDIA OPPORTUNITIES FUND LTD	766925	1.7672	0	0.0000	0.0000	No changes	766925	1.7672	0			
8	ACUTE CONSULTANCY LIMITED	504580	1.1627	0	0.0000	0.0000	No changes	504580	1.1627	0		AACCA7725M	
9	VIKSI ENGINEERING LIMITED	404185	0.9313	0	0.0000	0.0000	No changes	404185	0.9313	0		AAACV1796P	
10	SHUBHAMANGAL TRADERS PVT LTD	399445	0.9204	0	0.0000	0.0000	No changes	399445	0.9204	0		AAECS7744N	
	<b>Total :</b>	<b>9317640</b>	<b>21.4698</b>					<b>9317640</b>	<b>21.4698</b>				

GENERATED ON : 04/07/2015 Base Date : 30/06/2015 Comparison Date : 26/06/2015  
 Share capital as on 30/06/2015 : 43398804 Share capital as on 26/06/2015 : 43398804



DETAILED STATEMENT SHOWING CHANGES IN HOLDING OF SECURITIES (INCLUDING  
SHARES, WARRANTS, CONVERTIBLE SECURITIES) OF  
PERSONS BELONGING TO THE CATEGORY 'OTHER THAN PROMOTER'

SERIAL NO.	Name	DP ID	No .of shares	PAN
1	ARES DIVERSIFIED	'IN30134820016075	1710000	AAHCA 2144B
2	SHUBHAMANGAL TRADERS PVT LTD	'1201060800105727	385195	AAECS7 744N
3	SHUBHAMANGAL TRADERS PVT LTD	'IN30290244447610	14250	AAECS7 744N
4	EQUATE DEALERS PRIVATE LIMITED	'IN30220111683657	1042505	AACCE 3345B
5	EMERGING INDIA FOCUS FUNDS	'IN30152430022422	1710000	AACCE 0596N
6	ACUTE CONSULTANCY LIMITED	'1202700000189559	504580	AACCA 7725M
7	VIKSIT ENGINEERING LIMITED	'IN30290244447603	404185	AAACV 1796P
8	DJS STOCK AND SHARES LTD	'1206360000005345	1100000	AAACD 7350B
9	EMERGING INDIA FOCUS FUND	'0000054	890000	
10	ARES DIVERSIFIED FUND	'0000051	790000	
11	ELARA INDIA OPPORTUNITIES FUND LTD	'0000056	766925	

