



Name of the Company : ABC BEARINGS LTD  
 Script Code, Name of the scrip, class of security :  
 Quarter ended : 30/09/2015

Partly paid-up shares :-	No. of partly paid-up shares	As a % of total no. of partly paid-up shares	As a % of total no. of shares of the company
Held by promoter/ promoter group		0.00	0.00
Held by public		0.00	0.00
<b>Total</b>	<b>0</b>	<b>0.00</b>	<b>0.00</b>
Outstanding convertible securities	No. of outstanding securities	As a % of total no. of outstanding convertible securities	As a % of total no. of shares of the company, assuming full conversion of the convertible securities
Held by promoter/ promoter group		0.00	0.00
Held by public		0.00	0.00
<b>Total</b>	<b>0</b>	<b>0.00</b>	<b>0.00</b>
Warrants	No. of Warrants	As a % of total no. of Warrants	As a % of total no. of shares of the company, assuming full conversion of warrants
Held by promoter/ promoter group	0	0.00	0.00
Held by public	0	0.00	0.00
<b>Total</b>	<b>0</b>	<b>0.00</b>	<b>0.00</b>
<b>Total paid-up capital of the company, assuming full conversion of warrants convertible securities</b>	<b>11550000</b>		<b>100.00</b>
<b>Total (A+B+C)+ D+E+F</b>			



**Statement Showing Shareholding Pattern**

Table I)(e)								
Category of Shareholder Code	Number of Shareholders	Total Number of Shares	Number of Shares held in Dematerialised form	Total Shareholding as a percentage of total number of shares (A+B)	As a Percentage of (A+B+C) (VII)	Shares Pledged or otherwise encumbered (VIII)	As a percentage (IX)= (VIII)/(IV) *100	
(I)	(II)	(III)	(IV)	(V)	(VI)	(VII)	(VIII)	(IX)= (VIII)/(IV) *100
<b>(A) Shareholding of Promoter and Promoter Group<sup>2</sup></b>								
<b>1. INDIAN</b>								
(a)	INDIVIDUAL / HUF	14	740811	740811	6.4139	6.4139	0	0.00
(b)	CENTRAL / STATE GOVERNMENT(S)	0	0	0	0.0000	0.0000	0	0.00
(c)	BODIES CORPORATE	7	3635520	3635520	31.4764	31.4764	0	0.00
(d)	FINANCIAL INSTITUTIONS / BANKS	0	0	0	0.0000	0.0000	0	0.00
(e)	ANY OTHERS (Specify)	0	0	0	0.0000	0.0000	0	0.00
(i)	DIRECTORS RELATIVES	0	0	0	0.0000	0.0000	0	0.00
(ii)	GROUP COMPANIES	0	0	0	0.0000	0.0000	0	0.00
(iii)	TRUSTS	0	0	0	0.0000	0.0000	0	0.00
<b>SUB TOTAL (A)(I) :</b>		<b>21</b>	<b>4376331</b>	<b>4376331</b>	<b>37.8903</b>	<b>37.8903</b>	<b>0</b>	<b>0.00</b>
<b>2. FOREIGN</b>								
(a)	INDIVIDUAL	1	100394	100394	0.8692	0.8692	0	0.00
(b)	BODIES CORPORATE	0	0	0	0.0000	0.0000	0	0.00
(c)	INSTITUTIONS	0	0	0	0.0000	0.0000	0	0.00
(d)	QUALIFIED FOREIGN INVESTOR	0	0	0	0.0000	0.0000	0	0.00
(e)	ANY OTHERS (Specify)	0	0	0	0.0000	0.0000	0	0.00
<b>SUB TOTAL (A)(2) :</b>		<b>1</b>	<b>100394</b>	<b>100394</b>	<b>0.8692</b>	<b>0.8692</b>	<b>0</b>	<b>0.00</b>
<b>Total holding for promoters (A)-(A)(1) + (A)(2)</b>		<b>22</b>	<b>4476725</b>	<b>4476725</b>	<b>38.7595</b>	<b>38.7595</b>	<b>0</b>	<b>0.00</b>
<b>(B) Public shareholding</b>								
<b>1. INSTITUTIONS</b>								
(a)	MUTUAL FUNDS / UTI	2	45	0	0.0004	0.0004	0	0.00
(b)	FINANCIAL INSTITUTIONS / BANKS	17	282402	273272	2.4450	2.4450	0	0.00
(c)	CENTRAL / STATE GOVERNMENT(S)	0	0	0	0.0000	0.0000	0	0.00
(d)	VENTURE CAPITAL FUNDS	0	0	0	0.0000	0.0000	0	0.00
(e)	INSURANCE COMPANIES	0	0	0	0.0000	0.0000	0	0.00
(f)	FII'S	0	450	0	0.0039	0.0039	0	0.00



**Statement Showing Shareholding Pattern**

Table (I)(a)									
Category of Shareholder Code	Number of Shareholders	Total Number of Shares	Number of Shares held in Dematerialised form	Total Shareholding as a percentage of total number of shares	As a Percentage of		As a Number of shares (VII)	Shares Pledged or otherwise encumbered	(IX) = (VIII)/(IV) * 100
					(A+B)	(A+B+C)			
(I)	(II)	(III)	(IV)	(V)	(VI)	(VII)	(VIII)	(IX)	(X)
(g)	FOREIGN VENTURE CAPITAL INVESTORS	0	0	0	0.0000	0.0000	0	0	0.00
(h)	QUALIFIED FOREIGN INVESTOR	0	0	0	0.0000	0.0000	0	0	0.00
(i)	ANY OTHERS (Specify)	0	0	0	0.0000	0.0000	0	0	0.00
<b>SUB TOTAL (B)(I) :</b>		<b>20</b>	<b>282897</b>	<b>273272</b>	<b>2.4493</b>	<b>2.4493</b>	<b>0</b>	<b>0</b>	<b>0.00</b>
<b>B 2. Non-institutions</b>									
(a)	BODIES CORPORATE	134	396618	376816	3.4339	3.4339	0	0	0.00
(b)	INDIVIDUAL	7148	1933808	1565623	16.7429	16.7429	0	0	0.00
(i)	(CAPITAL UP TO Rs. 1 Lakh)	21	1574426	1574426	13.6314	13.6314	0	0	0.00
(ii)	(CAPITAL GREATER THAN Rs. 1 Lakh)	0	0	0	0.0000	0.0000	0	0	0.00
(c)	QUALIFIED FOREIGN INVESTOR	0	0	0	0.0000	0.0000	0	0	0.00
(d)	ANY OTHERS (Specify)	0	0	0	0.0000	0.0000	0	0	0.00
(i)	TRUSTS	1	250	250	0.0022	0.0022	0	0	0.00
(ii)	CLEARING MEMBER	8	2366	2366	0.0205	0.0205	0	0	0.00
(iii)	DIRECTORS RELATIVES	0	0	0	0.0000	0.0000	0	0	0.00
(iv)	EMPLOYEE	0	0	0	0.0000	0.0000	0	0	0.00
(v)	NON RESIDENT INDIANS (NRI)	74	39910	38665	0.3455	0.3455	0	0	0.00
(vi)	OVERSEAS BODIES CORPORATES	2	2843000	2843000	24.6147	24.6147	0	0	0.00
(vii)	UNCLAIMED SUSPENSE ACCOUNT	0	0	0	0.0000	0.0000	0	0	0.00
<b>SUB TOTAL (B)(2) :</b>		<b>7388</b>	<b>6790378</b>	<b>6401146</b>	<b>58.7912</b>	<b>58.7912</b>	<b>0</b>	<b>0</b>	<b>0.00</b>
<b>Total Public Shareholding</b>									
<b>(B)-(B)(1) + (B)(2)</b>		<b>7408</b>	<b>7073275</b>	<b>6674418</b>	<b>61.2405</b>	<b>61.2405</b>	<b>0</b>	<b>0</b>	<b>0.00</b>
<b>Total (A) + (B) :</b>		<b>7430</b>	<b>11550000</b>	<b>11151143</b>	<b>100.0000</b>	<b>100.0000</b>	<b>0</b>	<b>0</b>	<b>0.00</b>

(C) Shares held by Custodians and against which Depository Receipts have been issued

(i)	Promoter and Promoter Group	0	0	0	0.0000	0.0000	0	0	0.00
(ii)	Public	0	0	0	0.0000	0.0000	0	0	0.00
<b>SUB TOTAL (C)(1) :</b>		<b>0</b>	<b>0</b>	<b>0</b>	<b>0.0000</b>	<b>0.0000</b>	<b>0</b>	<b>0</b>	<b>0.00</b>

Print Date : 06/10/2015


Page 3 of 7



Grand Total (A) + (B) + (C)      7430      11550000      11151143      100      100.00000      0      0.00


NOTES:

1) NAME, NUMBER OF SHARES HELD & PERCENTAGE OF ENTITIES / PERSONS HOLDING MORE THAN 1% OF THE TOTAL SHARES OF THE COMPANY IS AS PER ANNEXURE



(Y)(b) Statement showing holding of securities (including shares, warrants, convertible securities) of persons belonging to the category "Promoter and Promoter Group"

Sr.No	Name of the Shareholder	Total shares held			Encumbered shares (*)			Details of warrants			Details of convertible securities		
		Number of shares	As a % of grand total (A)+(B)+(C)	Number	As a percentage	As a % of grand total (A)+(B)+(C) of sub-clause (I)(a)	Number of warrants held	As a % total number of warrants of the same class	Number of convertible securities held	As a % total number of convertible securities of the same class	Total shares (including underlying shares assuming full conversion of warrants and convertible securities) as a % of diluted share capital		
(I)	(II)	(III)	(IV)	(V)	(VI)=(V)/(III)* 100	(VII)	(VIII)	(IX)	(X)	(XI)	(XII)		
1	EMSONS LEASING COMPANY PVT LTD	982985	8.5107	0	0.00	0.00	0	0	0	0	0		
2	MIPCO INVESTMENTS PVT LTD	867479	7.5106	0	0.00	0.00	0	0	0	0	0		
3	MANOWAY INVESTMENTS PVT LTD	728063	6.3036	0	0.00	0.00	0	0	0	0	0		
4	MAPLE INVESTMENTS COMPANY PVT LTD	654233	5.6644	0	0.00	0.00	0	0	0	0	0		
5	M I PATEL NO.2 (HUF)	224224	1.9413	0	0.00	0.00	0	0	0	0	0		
6	SATURN HOLDINGS AND PROPERTIES PVT LTD	135592	1.1740	0	0.00	0.00	0	0	0	0	0		
7	ZIWANI PROPERTIES PVT LIMITED	134758	1.1667	0	0.00	0.00	0	0	0	0	0		
8	ESSEX PROPERTIES PVT LTD	132410	1.1464	0	0.00	0.00	0	0	0	0	0		
9	PRADIP MANUBHAI PATEL	109124	0.9448	0	0.00	0.00	0	0	0	0	0		
10	NEHAL PRADIP PATEL	100394	0.8692	0	0.00	0.00	0	0	0	0	0		
11	TANUJ MANUBHAI PATEL	100374	0.8690	0	0.00	0.00	0	0	0	0	0		
12	NEEL TANUJ PATEL	77038	0.6670	0	0.00	0.00	0	0	0	0	0		
13	RISHABH TANUJ PATEL	77037	0.6670	0	0.00	0.00	0	0	0	0	0		
14	PRADIP MANUBHAI PATEL	37750	0.3268	0	0.00	0.00	0	0	0	0	0		
15	SUDHIR MANUBHAI PATEL	32400	0.2805	0	0.00	0.00	0	0	0	0	0		
16	TRUPTI PRADIP PATEL	24863	0.2153	0	0.00	0.00	0	0	0	0	0		
17	MEENA SUDHIR PATEL	18870	0.1634	0	0.00	0.00	0	0	0	0	0		
18	TANUJ MANUBHAI PATEL	18867	0.1634	0	0.00	0.00	0	0	0	0	0		
19	ARCHANA TANUJ PATEL	8716	0.0755	0	0.00	0.00	0	0	0	0	0		
20	UNNATI NIREN KULUR	4861	0.0421	0	0.00	0.00	0	0	0	0	0		
21	M I PATEL HUF NO.1	3846	0.0333	0	0.00	0.00	0	0	0	0	0		
22	ARCHANA TANUJ PATEL	2841	0.0246	0	0.00	0.00	0	0	0	0	0		
<b>TOTAL:</b>		<b>4416725</b>	<b>38.7595</b>	<b>0</b>	<b>0.00</b>	<b>0.0000</b>	<b>0</b>	<b>0</b>	<b>0</b>	<b>0</b>	<b>0</b>		



Statement showing holding of securities (including shares, warrants, convertible securities) of persons belonging to the category "Public" and holding more than 1% of the total number of shares.

(I)(c)(i)

Sr No	Name of the shareholder	Number of shares	Shares as a percentage of total number of shares (i.e. Grand Total (A) + (B) + (C) indicated in Statement at para (I) (a) above)	Details of warrants	Details of convertible securities	Total shares (including underlying shares assuming full conversion of warrants and convertible securities) as a % of diluted share capital	
				Number of warrants	As a % total number of warrants of the same class	Number of convertible securities held	% w.r.t. total number of convertible securities of the same class
1	TRICOT INVESTMENTS LIMITED	2739098	23.7151	0	0	0	0
2	SHAUNAK JAGDISH SHAH	384292	3.3272	0	0	0	0
3	JAGDISH AMRITLAL SHAH	322531	2.7925	0	0	0	0
4	VIJAY KISHANLAL KEDIA	315179	2.7288	0	0	0	0
5	THE ORIENTAL INSURANCE COMPANY LIMITED	272797	2.3619	0	0	0	0
<b>TOTAL :</b>		<b>4033897</b>	<b>34.9255</b>	<b>0</b>	<b>0</b>	<b>0</b>	<b>0</b>

Printed Date : 10/6/2015

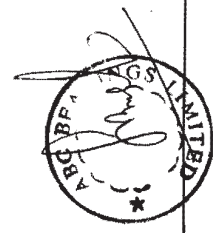
PAGE NO

1

(I)(c)(ii) Statement showing holding of securities (including shares, warrants, convertible securities) of persons (together with PAC) belonging to the category "Public" and holding more than 5% of the total number of shares of the company

SR NO	Name	Number of shares	Shares	Per	Details of warrants	Details of convertible securities	Total shares (including underlying shares assuming full conversion of warrants and convertible securities) as a % of diluted share capital	
					Number of warrants held	As a % total number of warrants of the same class	Number of convertible securities held	% w.r.t. total number of convertible securities of the same class
1	TRICOT INVESTMENTS LIMITED	2739098	23.7151	0	0	0	0	
<b>TOTAL :</b>		<b>2739098</b>	<b>23.7151</b>	<b>0</b>	<b>0</b>	<b>0</b>	<b>0</b>	

Printed Date : 10/6/2015



(l)(d) Statement showing details of locked-in shares

ASON 30/09/2015

Sr.No	Name of the shareholder	Number of locked-in shares	Locked-in shares as a percentage of total number of shares (i.e. Grand Total (A)+(B)+(C) indicated in Statement at para (l)(a) above)	Promoter / Promoter Group / Public
1				
<b>TOTAL:</b>				

(ll)(a) Statement showing details of Depository Receipts (DRs)

Sr.No	Type of Outstanding DR (ADRs,GDRs,SDRs etc.)	No of Outstanding DRs	No of Shares underlying outstanding DRs	Shares underlying outstanding DRs as a Percentage of total number of shares (i.e Grand Total (A)+(B) + (C) Indicated in statement at para(l) (a) above)
1	GDRs			
<b>TOTAL</b>				

(ll) (b) Statement showing holding of Depository Receipts (DRs) , where underlying shares held by 'promoter / promoter group' are in excess of 1% of the total number of shares

Sr.No	Name of the DR Holder	Type of Outstanding DR (ADRs,GDRs,SDRs etc.)	No of Shares underlying outstanding DRs	Shares underlying outstanding DRs as a Percentage of total number of shares (i.e Grand Total (A)+(B)+(C) Indicated in statement at Para (l) (a) above)
1				
<b>TOTAL</b>				

