



Introductory sub-table (I)(a)			
Name of the Company: JAMES HOTELS LIMITED			
Scrip Code, Name of the scrip, class of security: 526558			
Quarter ended: 31.03.2015			
Partly paid-up shares:-	No. of partly paid-up shares	As a % of total no. of partly paid-up shares	As a % of total no. of shares of the company
Held by promoter/promoter group	0	#DIV/0!	0
Held by public	0	#DIV/0!	0
Total	0	#DIV/0!	0
Outstanding convertible securities:-	No. of outstanding securities	As a % of total no. of outstanding convertible securities	As a % of total no. of shares of the company, assuming full conversion of the convertible securities
Held by promoter/promoter group	0	#DIV/0!	0
Held by public	0	#DIV/0!	0
Total	0	#DIV/0!	0
Warrants:-	No. of warrants	As a % of total no. of warrants	As a % of total no. of shares of the company, assuming full conversion of warrants
Held by promoter/promoter group	0	#DIV/0!	0
Held by public	0	#DIV/0!	0
Total	0	#DIV/0!	0
Total paid-up capital of the company, assuming full conversion of warrants and convertible securities		80005000	#DIV/0!
			8000500




Statement Showing Shareholding Pattern

Category code	Category of Shareholder	Table (I)(a)					Shares Pledged or otherwise encumbered	
		Number of Shareholders	Total number of shares	Number of shares held in dematerialized form	Total shareholding as a percentage of total number of shares		Number of shares	As a percentage
					As a percentage of(A+B) ¹	As a percentage of (A+B+C)		
(I)	(II)	(III)	(IV)	(V)	(VI)	(VII)	(X) = (VII)/(IV)*100	
(A)	Shareholding of Promoter and							
1	Indian							
(a)	Individuals/ Hindu Undivided Family							
		5	824840	824840	10.31	10.31	0	
(b)	Central Government/ State Government(s)	0	0	0	0.00	0.00	0	
(c)	Bodies Corporate	0	0	0	0.00	0.00	0	
(d)	Financial Institutions/ Banks	0	0	0	0.00	0.00	0	
(e)	Any Others (Specify)	0	0	0	0.00	0.00	0	
(e-i)					0.00	0.00	0	
(e-ii)					0.00	0.00	0	
	Sub Total(A)(1)	5	824840	824840	10.31	10.31	0	
2	Foreign							
a	Individuals (Non-Residents Individuals/ Foreign Individuals)							
		2	3365430	3365430	42.07	42.07	2400150	
b	Bodies Corporate				0.00	0.00	0	
c	Institutions				0.00	0.00	0	
d	Qualified Foreign Investor				0.00	0.00	0	
e	Any Others (Specify)				0.00	0.00	0	
e-i					0.00	0.00	0	
e-ii								
	Sub Total(A)(2)	2	3365430	3365430	42.07	42.07	2400150	
	Total Shareholding of Promoter	7	4190270	4190270	52.38	52.38	2400150	
(B)	Public shareholding							
1	Institutions							
(a)	Mutual Funds/ UTI	0	0	0	0.00	0.00		
(b)	Financial Institutions/ Banks	2	1100	0	0.01	0.01		
(c)	Central Government/ State Government(s)	0	0	0	0.00	0.00		
(d)	Venture Capital Funds	0	0	0	0.00	0.00		
(e)	Insurance Companies	0	0	0	0.00	0.00		
(f)	Foreign Institutional Investors	0	0	0	0.00	0.00		
(g)	Foreign Venture Capital Investors	0	0	0	0.00	0.00		
(h)	Qualified Foreign Investor	0	0	0	0.00	0.00		
(i)	Any Other (specify)	0	0	0	0.00	0.00		
(i-i)					0.00	0.00		
(i-ii)								
	Sub-Total (B)(1)	2	1100	0	0.01	0.01		
B 2	Non-institutions							
(a)	Bodies Corporate	27	388602	252002	4.86	4.86		
(b)	Individuals							
i	Individuals -i. Individual shareholders holding nominal share capital up to Rs 1 lakh	2940	1552724	253105	19.41	19.41		
ii	Individual shareholders holding nominal share capital in excess of Rs. 1 lakh	36	1864103	882942	23.30	23.30		
(c)	Qualified Foreign Investor	0	0	0	0.00	0.00		
(d)	Any Other (specify)	0	0	0	0.00	0.00		
(d-i)	HUF	4	2551	2551	0.03	0.03		
(d-ii)	Clearing Members / House	5	1150	1150	0.01	0.01		
	Sub-Total (B)(2)	3012	3809130	1391750	47.61	47.61		
(B)	Total Public Shareholding (B) = (B)(1)+(B)(2)	3014	3810230	1391750	47.62	47.62		
	TOTAL (A)+(B)	3021	8000500	5582020	100.00	100.00		
(C)	Shares held by Custodians and against which Depository Receipts have been issued							
1	Promoter and Promoter Group				0.00	0	#DIV/0!	
2	Public				0.00	0		
	Sub-Total (C)	0	0	0	0.00	0		
	GRAND TOTAL (A)+(B)+(C)	3021	8000500	5582020	100.00	2400150	30.00	




(D)(b) Statement showing holding of securities (including shares, warrants, convertible securities) of persons belonging to the category "Promoter and Promoter Group"												
Sr.	Name of the shareholder	Details of Shares held			Encumbered shares (*)			Details of warrants		Details of convertible securities		Total shares (including underlying shares assuming full conversion of warrants and convertible securities) as a % of diluted share capital
		Number of shares held	As a % of grand total (A)+(B)+(C)	No.	As a percentage (V)=(V/III)*100	As a % of grand total (A)+(B)+(C) of sub-clause (I)(a)	Number of warrants held	As a % of total number of the same class	Number of convertible securities held	As a % of total number of convertible securities of the same class		
(i)	(ii)	(iii)	(iv)	(v)	(vi)	(vii)	(viii)	(ix)	(x)	(xi)	(xii)	
1	Aimair Singh Bhullar	2093170	26.16	1200075	57.33	15.00	0	0	0	0	1200075	
2	Haravtar Singh Arora	1272260	15.90	1200075	94.33	15.00	0	0	0	0	1200075	
3	Ajit Pal Singh	410455	5.13	0	0.00	0.00	0	0	0	0	0	
4	Paramjit Singh	164611	2.06	0	0.00	0.00	0	0	0	0	0	
5	Karwaljit Singh	164181	2.05	0	0.00	0.00	0	0	0	0	0	
6	Gurdi Singh	82093	1.03	0	0.00	0.00	0	0	0	0	0	
7	Bhupinder Singh	3500	0.04	0	0.00	0.00	0	0	0	0	0	
TOTAL		4190270	52.38	2400150	57.28	30.00	0	0	0	0	2400150	

(*) The term "encumbrance" has the same meaning as assigned to it in regulation 28(3) of the SAST Regulations, 2011



(D)(c)(ii) Statement showing holding of securities (including shares, warrants, convertible securities) of persons (together with PAC) belonging to the category "Public" and holding more than 5% of the total number of shares of the company

Sr. No.	Name(s) of the shareholder(s) and the Persons Acting in Concert (PAC) with them	Number of shares	Shares as a percentage of total number of shares {i.e., Grand Total (A)+(B)+(C) indicated in Statement at para (D)(a) above}	Details of warrants		Details of convertible securities		Total shares (including underlying shares assuming full conversion of warrants and convertible securities) as a % of diluted share capital
				Number of warrants	As a % total number of warrants of the same class	Number of convertible securities held	% w.r.t total number of convertible securities of the same class	
1	NIL	0	0.00	0	#DIV/0!	0	#DIV/0!	0
2	NIL	0	0.00	0	#DIV/0!	0	#DIV/0!	0
3	NIL	0	0.00	0	#DIV/0!	0	#DIV/0!	0
TOTAL		0	0.00	0	#DIV/0!	0	#DIV/0!	0



(II)(b) Statement showing holding of Depository Receipts (DRs), where underlying shares held by "promoter/promoter group" are in excess of 1% of the total number of shares

Sr. No.	Name of the DR Holder	Type of outstanding DR (ADRs, GDRs, SDRs, etc.)	Number of shares underlying outstanding DRs	Shares underlying outstanding DRs as a percentage of total number of shares {i.e., Grand Total (A)+(B)+(C) indicated in Statement at para (I)(a) above}
1	NIL	0	0	0.00
2	NIL	0	0	0.00
3	NIL	0	0	0.00
4	NIL	0	0	0.00
5	NIL	0	0	0.00
6	NIL	0	0	0.00
7	NIL	0	0	0.00
8	NIL	0	0	0.00
9	NIL	0	0	0.00
TOTAL			0	0.00

