


(1)(a) STATEMENT SHOWING SHAREHOLDING PATTERN IN CLAUSE-35

NAME OF THE COMPANY: POWER GRID CORPORATION OF INDIA LIMITED	SCRIP CODE: 532898	Name of the Scrip:	
Class of Security:			
QUARTER ENDED: 30/06/2015			
Partly paid-up shares	No. of partly paid-up shares	As a % of total no. of partly paid-up shares	As a % of total no. of shares of the Company.
Held by promoter/promoter group	0	0	0
Held by Public	0	0	0
<b>Total:</b>	<b>0</b>	<b>0</b>	<b>0</b>
Outstanding convertible securities:	No. of outstanding securities	As a % of total no. of outstanding convertible securities.	As a % of total no. of shares of the Company assuming full conversion of the convertible securities
Held by promoter/promoter group	0	0	0
Held by Public	0	0	0
<b>Total:</b>	<b>0</b>	<b>0</b>	<b>0</b>
Warrants:	No. of warrants	As a % of total no. of warrants	As a % of total no. of shares of the Company, assuming full conversion of warrants
Held by promoter/promoter group	0	0	0
Held by Public	0	0	0
<b>Total:</b>	<b>0</b>	<b>0</b>	<b>0</b>
<b>Total paid-up capital of the Company, assuming full conversion of warrants and convertible securities</b>	<b>5231589648</b>		<b>100.00</b>



2

CATEGORY CODE	CATEGORY OF SHAREHOLDER	NO OF SHAREHOLDERS	TOTAL NUMBER OF SHARES	NO OF SHARES HELD IN DEMATERIALIZED FORM	TOTAL SHAREHOLDING AS A % OF TOTAL NO OF SHARES (A+B)	AS a PERCENTAGE of (A+B+C)	AS a PERCENTAGE of (A+B+C)	SHARES PLEDGE OR OTHERWISE ENCUMBERED	AS a PERCENTAGE (IX)=(VIII)/(IV)*100
(I)	(II)	(III)	(IV)	(V)	(VI)	(VII)	(VIII)	(IX)	(X)
(A)	PROMOTER AND PROMOTER GROUP								
(1)	INDIAN								
(a)	Individual /HUF	0	0	0	0.00	0.00	0.00	0	0.00
(b)	Central Government/State Government(s)	2	3028835198	3028835198	57.90	57.90	0.00	0	0.00
(c)	Bodies Corporate	0	0	0	0.00	0.00	0.00	0	0.00
(d)	Financial Institutions / Banks	0	0	0	0.00	0.00	0.00	0	0.00
(e)	Others	0	0	0	0.00	0.00	0.00	0	0.00
	<b>Sub-Total A(1) :</b>	<b>2</b>	<b>3028835198</b>	<b>3028835198</b>	<b>57.90</b>	<b>57.90</b>	<b>57.90</b>	<b>0</b>	<b>0.00</b>
(2)	FOREIGN								
(a)	Individuals (NRIs/Foreign Individuals)	0	0	0	0.00	0.00	0.00	0	0.00
(b)	Bodies Corporate	0	0	0	0.00	0.00	0.00	0	0.00
(c)	Institutions	0	0	0	0.00	0.00	0.00	0	0.00
(d)	Qualified Foreign Investor	0	0	0	0.00	0.00	0.00	0	0.00
(e)	Others	0	0	0	0.00	0.00	0.00	0	0.00
	<b>Sub-Total A(2) :</b>	<b>0</b>	<b>0</b>	<b>0</b>	<b>0.00</b>	<b>0.00</b>	<b>0.00</b>	<b>0</b>	<b>0.00</b>
	<b>Total A=A(1)+A(2)</b>	<b>2</b>	<b>3028835198</b>	<b>3028835198</b>	<b>57.90</b>	<b>57.90</b>	<b>57.90</b>	<b>0</b>	<b>0.00</b>
(B)	PUBLIC SHAREHOLDING								
(1)	INSTITUTIONS								
(a)	Mutual Funds /UTI	174	227116071	227116071	4.34	4.34	0.94	0	0.00
(b)	Financial Institutions /Banks	64	49253146	49253146	0.94	0.94	0.00	0	0.00
(c)	Central Government / State Government(s)	0	0	0	0.00	0.00	0.00	0	0.00
(d)	Venture Capital Funds	0	0	0	0.00	0.00	0.00	0	0.00
(e)	Insurance Companies	6	155474083	155474083	2.97	2.97	26.49	0	0.00
(f)	Foreign Institutional Investors	400	1385700174	1385700174	26.49	26.49	0.00	0	0.00
(g)	Foreign Venture Capital Investors	0	0	0	0.00	0.00	0.00	0	0.00
(h)	Qualified Foreign Investor	0	0	0	0.00	0.00	0.00	0	0.00
(i)	Others	0	0	0	0.00	0.00	0.00	0	0.00
	<b>Sub-Total B(1) :</b>	<b>644</b>	<b>1817543474</b>	<b>1817543474</b>	<b>34.74</b>	<b>34.74</b>	<b>34.74</b>	<b>0</b>	<b>0.00</b>
(2)	NON-INSTITUTIONS								
(a)	Bodies Corporate	2335	175525981	175525981	3.36	3.36	3.36	0	0.00
(b)	Individuals								
	<b>Sub-Total B(2) :</b>	<b>2335</b>	<b>175525981</b>	<b>175525981</b>	<b>3.36</b>	<b>3.36</b>	<b>3.36</b>	<b>0</b>	<b>0.00</b>
	<b>Total B=B(1)+B(2)</b>	<b>2335</b>	<b>175525981</b>	<b>175525981</b>	<b>3.36</b>	<b>3.36</b>	<b>3.36</b>	<b>0</b>	<b>0.00</b>
	(i) Individuals holding nominal share capital upto Rs.1 lakh	721370	169190226	169155886	3.23	3.23	3.23	0	0.00
	(ii) Individuals holding nominal share capital in excess of Rs.1 lakh	317	10702836	10692336	0.20	0.20	0.20	0	0.00
(c)	Others								
	<b>Sub-Total C :</b>	<b>78</b>	<b>9585517</b>	<b>9585517</b>	<b>0.18</b>	<b>0.18</b>	<b>0.18</b>	<b>0</b>	<b>0.00</b>
	TRUSTS								
	NON RESIDENT INDIANS	5315	3263926	3263926	0.06	0.06	0.06	0	0.00
	FOREIGN BODIES	1	11123476	11123476	0.21	0.21	0.21	0	0.00
	CLEARING MEMBERS	230	5819014	5819014	0.11	0.11	0.11	0	0.00




CATEGORY CODE	CATEGORY OF SHAREHOLDER	NO OF SHAREHOLDERS	TOTAL NUMBER OF SHARES	NO OF SHARES HELD IN DEMATERIALIZED FORM	TOTAL SHAREHOLDING AS A % OF TOTAL NO OF SHARES		SHARES PLEDGE OR OTHERWISE ENCUMBERED	NUMBER OF SHARES	AS a PERCENTAGE OF (VIII)/(IV)*100
					AS a PERCENTAGE of (A+B) (VI)	AS a PERCENTAGE of (A+B+C) (VII)			
(i)	(ii)								
(d)	Qualified Foreign Investor	0	0	0	0.00	0.00			
	Sub-Total B(2) :	729646	385210976	385166136	7.36	7.36			
	Total B=B(1)+B(2) :	730292	2202754450	2202709610	42.10	42.10			
	Total (A+B) :	730292	5231589648	5231544808	100.00	100.00			
(C)	Shares held by custodians, against which Depository Receipts have been issued								
(1)	Promoter and Promoter Group								
(2)	Public	0	0	0	0.00	0.00			
	<b>GRAND TOTAL (A+B+C) :</b>	<b>730292</b>	<b>5231589648</b>	<b>5231544808</b>	<b>100.00</b>	<b>0.00</b>	<b>0</b>	<b>0.00</b>	<b>0.00</b>



(i)(b)	Statement showing holding of securities (including shares, warrants, convertible securities) of persons belonging to the category "Promoter and Promoter Group"												
Sr. No	Name of the Shareholder	Details of Shares held			Encumbered shares (*)			Details of Warrants			Details of convertible securities		Total Shares (including underlying shares assuming full conversion of warrants and convertible securities) as a % of diluted share capital
		No. of Shares held	As a % of grand total (A)+(B)+(C)	Pledge Shares	AS a percentage (VI)=(V)/(III)*100	AS a % of grand total (A) + (B) + (C) of sub-clause (i)(a)	Number of warrants held	As a % total number of warrants of the same class	Number of convertible securities held	As a % total number of convertible securities of the same class			
(i)	(ii)	(iii)	(iv)	(v)	(vi)=(v)/(iii)*100	(vii)	(viii)	(ix)	(x)	(xi)	(xii)		
1	PRESIDENT OF INDIA	2927565398		0	0.00	0.00	0	0.00	0	0.00	0.00		
2	PRESIDENT OF INDIA	101269800		0	0.00	0.00	0	0.00	0	0.00	1.94		
	TOTAL :	302883198		0	0.00	0.00	0	0.00	0	0.00	57.90		




Sr. No.	(1)(c)(i) Name of the shareholder	Number of shares held	Shares as a percentage of total number of shares (i.e., Grant total (A)-(B)-(C) indicated in Statement at para (1)(a) above)	Details of warrants			Details of convertible securities		Total shares (including underlying shares assuming full conversion of warrants and convertible securities) as a % of diluted share capital)
				Number of warrants held	As a % total number of warrants of the same class	Number of convertible securities held	% w.r.t total number of convertible securities of the same class		
1	EUROPACIFIC GROWTH FUND	250573791	4.79	0	0.00	0	0.00	4.79	
2	LIFE INSURANCE CORPORATION OF INDIA	142384416	2.72	0	0.00	0	0.00	2.72	
3	NEW WORLD FUND INC	88072529	1.68	0	0.00	0	0.00	1.68	
4	ICICI PRUDENTIAL LIFE INSURANCE COMPANY LTD	76732410	1.47	0	0.00	0	0.00	1.47	
5	COMGEST GROWTH PLC - COMGEST GROWTH EMERGING MARKETS	66781497	1.28	0	0.00	0	0.00	1.28	
6	CAPITAL WORLD GROWTH AND INCOME FUND	64038000	1.22	0	0.00	0	0.00	1.22	
7	AMERICAN FUNDS INSURANCE SERIES INTERNATIONAL FUND	62339040	1.20	0	0.00	0	0.00	1.20	
8	MAGELLAN	59944751	1.15	0	0.00	0	0.00	1.15	
	<b>TOTAL :</b>	<b>811043434</b>	<b>15.50</b>	<b>0</b>	<b>0.00</b>	<b>0</b>	<b>0.00</b>	<b>15.50</b>	






STATEMENT SHOWING DETAILS OF LOCKED-IN SHARES"				
(i)(d) Sr.No.	Name of the shareholder	Number of locked-in shares	Locked-in shares as a (%) percentage of total number of shares (i.e. Grand Total (A)+(B)+(C) Indicated in Statement at para (i)(a) above)	Promoter/Promoter Group/Public
<b>TOTAL :</b>				
		0	0	



STATEMENT SHOWING DETAILS OF DEPOSITORY RECEIPTS (DRS)

(ii)(a) Sr.No.	Type of outstanding DR (ADRs,GDRs,SDRs,etc.)	Number of outstanding DRs	Number of shares underlying outstanding DRs	Shares underlying outstanding DRs as a percentage of total number of shares {i.e., Grand Total (A)+(B)+(C) indicated in Statement at Para(i)(a) above}
	TOTAL :	0	0	0





(ii)(b)	Statement showing Holding of Depository Receipts (DRs), where underlying shares held by "Promoter/Promoter group" are in excess of 1% of the total number shares.			
Sr.No.	Name of the DR Holder	Type of outstanding DR (ADRs,GDRs,SDRs,etc.)	Number of shares underlying outstanding DRs	Shares underlying outstanding DRs as a percentage of total number of shares (i.e., Grand Total (A)+(B)+(C) indicated in Statement at para(i)(a) above)
	TOTAL :		0	0

