

ADCC Infocad Limited

Report Date: 28 Aug 2017

Key Stock Indicators

BSE Ticker :	538734	CMP as on 18 Aug 2017-Rs/share :	153.0	Shares outstanding (mn) :	9.1
Bloomberg Ticker :	ADCC:IN	52 week range up to 18 Aug 2017 (Rs)(H/L) :	178.0/64.0	Free Float (%) :	43.1
Face value per share :	10.0	Market Cap as on 18 Aug 2017 (Rs mn) :	1,392	Average daily volumes (12 months) :	15,584
Div.Yield (%) :	0.5	Enterprise Value as on 18 Aug 2017 (Rs mn) :	1,857	Beta :	0.5

Result Summary - Half Yearly

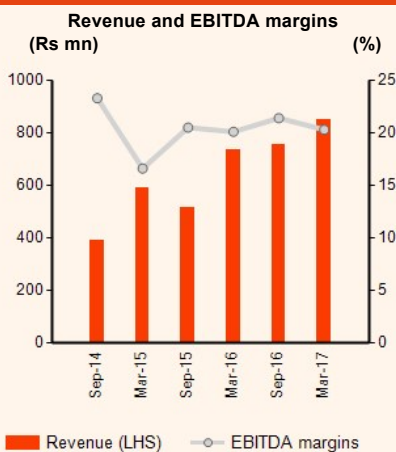
Rs million	Mar-17	Mar-16	y-o-y (%)
Net Sales	848	735	15.4
Raw material cost	352	205	71.5
Employee cost	136	171	-20.2
Other expenses	187	211	-11.3
EBITDA	172	148	16.6
EBITDA margins (%)	20.3	20.1	20 bps
Depreciation	18	14	23.5
EBIT	154	133	15.8
Interest	81	70	15.2
Other Income	6	5	16.1
Extraordinary Income (Expenses)	-	-	-
PBT	79	68	16.5
Tax	27	29	-9.2
PAT	52	38	36.5
PAT margins (%)	6.2	5.2	100 bps
No. of shares (mn no.)	9.1	9.1	-
Earning per share (EPS)	5.73	4.17	37.4

n.m. : Not meaningful
Source: Company | CRISIL Research

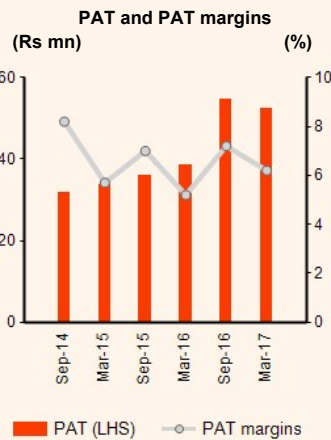
FINANCIAL UPDATE

- Revenue grew 15.4% y-o-y to Rs 848 mn in H2FY17 from Rs 735 mn in H2FY16.
- EBITDA margin expanded 20 bps y-o-y to 20.3% in H2FY17 from 20.1% in H2FY16.
- PAT increased 36.5% y-o-y to Rs 52 mn in H2FY17 from Rs 38 mn in H2FY16.

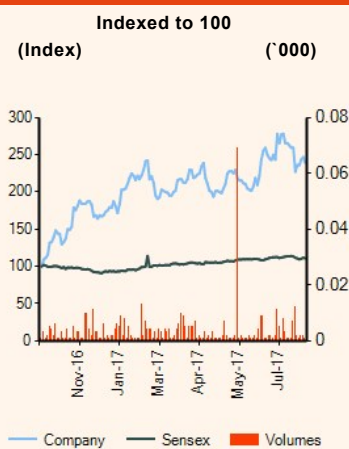
Financial Performance Trends



Source: Company | BSE | CRISIL Research

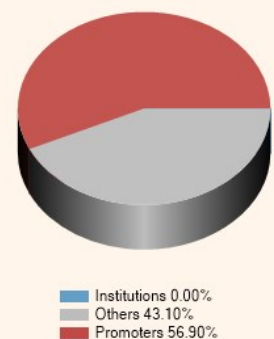


Share Price Chart



Shareholding Pattern

As on March 31, 2017



Analytical Contact

Arun Venkatesh - Associate Director, CRISIL Research
Phone no: +91 22 33424192; Email ID: arun.venkatesh@crisil.com

Disclaimer

This report (Report) has been prepared by Research Division of CRISIL Limited ("CRISIL"). By accessing the Report the user acknowledges and accepts the following: The Report is (i) based on publicly available information or from sources considered reliable by CRISIL (ii) not intended to and does not constitute an investment, legal, accounting or tax advice or any solicitation, whatsoever (iii) not an audit or due diligence nor a recommendation of any sort whether to hold, invest in or divest from any securities, instruments or facilities of any kind or otherwise enter into any deal or transaction with the entity to which the Report pertains (iv) not a substitute for the skill, judgment and experience of the user for making any decisions. CRISIL does not (i) guarantee the accuracy, completeness or adequacy of the Report (ii) undertake independent verification of any information included in the Report (iii) assume obligation to keep the Report under ongoing surveillance following publication in any form. Access or use of this Report does not create a client relationship between CRISIL and the user. Opinions, if any, are in good faith, as on the date of issue, and are subject to change without notice. CRISIL (including its affiliates, third party providers, its directors, officers, shareholders, employees or agents) DISCLAIMS ANY AND ALL EXPRESS OR IMPLIED WARRANTIES, INCLUDING, BUT NOT LIMITED TO, ANY WARRANTIES OF MERCHANTABILITY, SUITABILITY OR FITNESS FOR A PARTICULAR PURPOSE OR USE. In no event shall CRISIL be liable to any party for any claim, including without limitation, whether direct, indirect, incidental, punitive, special or consequential damages, costs, expenses or losses in connection with any use of the Report even if advised of the possibility of such damages. This Report should not be reproduced or redistributed to any other person or in any form without a prior written consent of CRISIL.

Analyst Disclosure

None of the team members involved in the preparation of the report has any conflict of interest that may bias the opinion provided in the report.

For information please contact 'Client Servicing' at +91-22-33423561, or via e-mail: clientservicing@crisil.com.
© 2016 CRISIL Limited, all rights reserved.