

Gloster Limited

Report Date: 22 Jul 2016

Key Stock Indicators

BSE Ticker :	538595	CMP as on 20 Jul 2016-Rs/share :	256.1	Shares outstanding (mn) :	5.2
Bloomberg Ticker :	GJML:IN	52 week range up to 20 Jul 2016 (Rs)(H/L) :	332.0/121.4	Free Float (%) :	33.5
Face value per share :	10.0	Market Cap as on 20 Jul 2016 (Rs mn) :	1,340	Average daily volumes (12 months) :	3,524
Div.Yield (%) :	2.3	Enterprise Value as on 20 Jul 2016 (Rs mn) :	1,691	Beta :	1.2

Quarterly Result Summary

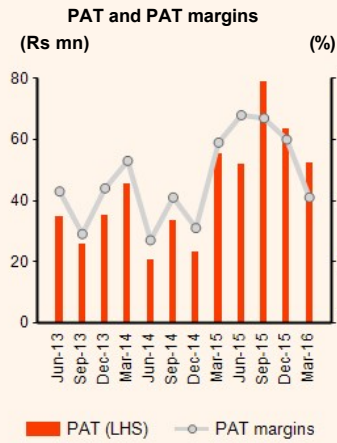
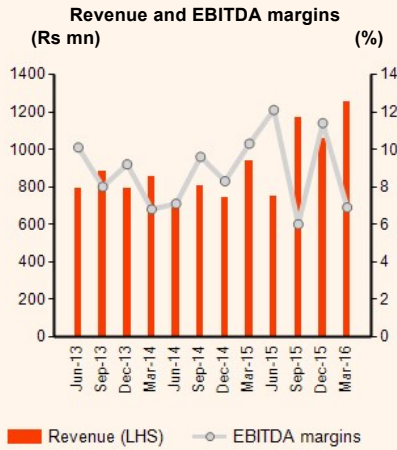
Rs million	Mar-16	Dec-15	Mar-15	q-o-q (%)	y-o-y (%)
Net Sales	1,263	1,066	934	18.5	35.3
Raw material cost	736	571	540	28.9	36.2
Employee cost	197	215	146	-8.0	35.2
Other expenses	242	158	150	53.3	61.5
EBITDA	86	121	96	-28.8	-10.2
EBITDA margins (%)	6.9	11.4	10.3	-450 bps	-340 bps
Depreciation	19	19	22	-	-14.3
EBIT	67	102	74	-34.1	-9.0
Interest	15	13	9	10.1	58.3
Other Income	21	7	14	202.9	50.4
Extraordinary Income (Expenses)	-	-	-	-	-
PBT	73	95	78	-23.2	-6.6
Tax	21	32	23	-34.1	-9.4
PAT	52	63	55	-17.6	-5.4
PAT margins (%)	4.1	6.0	5.9	-190 bps	-180 bps
No. of shares (mn no.)	5.2	5.2	5.2	-	-
Earning per share (EPS)	10.01	12.14	10.58	-17.6	-5.4

n.m. : Not meaningful
Source: Company | CRISIL Research

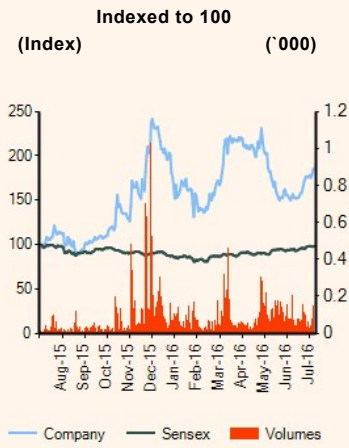
FINANCIAL UPDATE

- Revenue increased 35% on-year to Rs 1,263 mn in Q4FY16 from Rs 934 mn in Q4FY15
- EBITDA margin decreased 340 basis points on-year to 6.9% in Q4FY16 from 10.3% in Q4FY15, due to increase in raw material cost, employee cost and other expenses
- Over the period, PAT declined 5% on-year to Rs 52 mn from Rs 55 mn

Financial Performance Trends

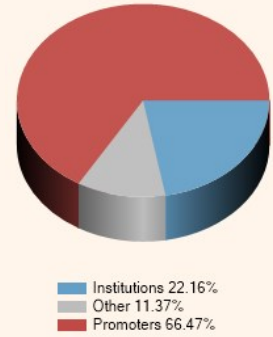


Share Price Chart



Shareholding Pattern

As on December 31, 2015



Source: Company | BSE | CRISIL Research

Analytical Contact

Bhaskar Bukrediwala - Director, CRISIL Research
Phone no: +91 22 33421983; Email ID: bhaskar.bukrediwala@crisil.com

Disclaimer

This report (Report) has been prepared by Research Division of CRISIL Limited ("CRISIL"). By accessing the Report the user acknowledges and accepts the following: The Report is (i) based on publicly available information or from sources considered reliable by CRISIL (ii) not intended to and does not constitute an investment, legal, accounting or tax advice or any solicitation, whatsoever (iii) not an audit or due diligence nor a recommendation of any sort whether to hold, invest in or divest from any securities, instruments or facilities of any kind or otherwise enter into any deal or transaction with the entity to which the Report pertains (iv) not a substitute for the skill, judgment and experience of the user for making any decisions. CRISIL does not (i) guarantee the accuracy, completeness or adequacy of the Report (ii) undertake independent verification of any information included in the Report (iii) assume obligation to keep the Report under ongoing surveillance following publication in any form. Access or use of this Report does not create a client relationship between CRISIL and the user. Opinions, if any, are in good faith, as on the date of issue, and are subject to change without notice. CRISIL (including its affiliates, third party providers, its directors, officers, shareholders, employees or agents) DISCLAIMS ANY AND ALL EXPRESS OR IMPLIED WARRANTIES, INCLUDING, BUT NOT LIMITED TO, ANY WARRANTIES OF MERCHANTABILITY, SUITABILITY OR FITNESS FOR A PARTICULAR PURPOSE OR USE. In no event shall CRISIL be liable to any party for any claim, including without limitation, whether direct, indirect, incidental, punitive, special or consequential damages, costs, expenses or losses in connection with any use of the Report even if advised of the possibility of such damages. This Report should not be reproduced or redistributed to any other person or in any form without a prior written consent of CRISIL.

For information please contact 'Client Servicing' at +91-22-33423561, or via e-mail: clientservicing@crisil.com.

© 2016 CRISIL Limited, all rights reserved.