

Multi Commodity Exchange of (I) Ltd

Report Date: 30 Sep 2016

Key Stock Indicators

BSE Ticker :	534091	CMP as on 28 Sep 2016-Rs/share :	1,246.7	Shares outstanding (mn) :	51.0
Bloomberg Ticker :	MCX:IN	52 week range up to 28 Sep 2016 (Rs)(H/L) :	1,246.6/739.8	Free Float (%) :	100.0
Face value per share :	10.0	Market Cap as on 28 Sep 2016 (Rs mn) :	63,577	Average daily volumes (12 months) :	48,396
Div.Yield (%) :	0.8	Enterprise Value as on 28 Sep 2016 (Rs mn) :	60,837	Beta :	0.8

Quarterly Result Summary

Rs million	Jun-16	Mar-16	Jun-15	q-o-q (%)	y-o-y (%)
Net Sales	629	605	562	4.1	12.0
Raw material cost	-	-	-	-	-
Employee cost	143	106	92	35.2	55.7
Other expenses	264	313	281	-15.4	-6.0
EBITDA	221	186	188	19.3	17.7
EBITDA margins (%)	35.2	30.7	33.5	448 bps	170 bps
Depreciation	49	54	62	-9.6	-21.4
EBIT	172	131	125	31.3	37.1
Interest	-	-	1	-	-45.3
Other Income	308	228	199	34.9	54.4
Extraordinary Income (Expenses)	-	-16	-	-	-
PBT	480	343	324	39.8	48.0
Tax	152	72	112	109.8	35.6
PAT	328	271	212	21.0	54.6
PAT margins (%)	52.1	44.8	37.8	729 bps	1430 bps
No. of shares (mn no.)	50.8	50.8	51.0	-	-
Earning per share (EPS)	6.46	5.33	-6.74	21.2	n.m.

n.m. : Not meaningful
Source: Company | CRISIL Research

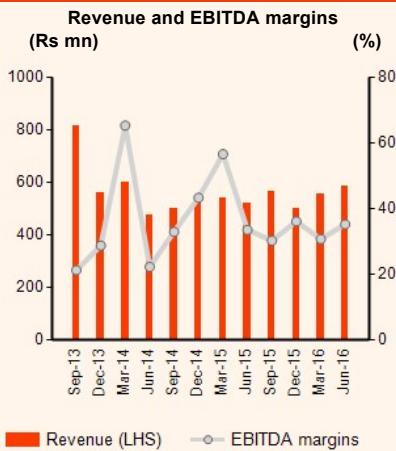
FINANCIAL UPDATE

Revenue grew 12% on-year to Rs 629 mn in Q1FY17.

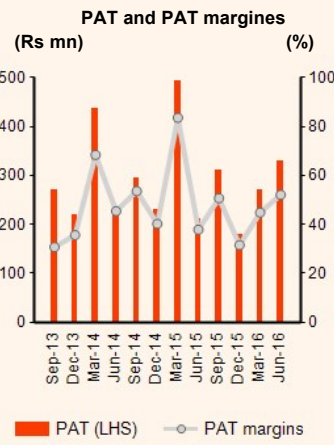
EBITDA margin expanded 170 bps y-o-y to 35.2% in Q1FY17 from 33.5% in Q1FY16.

Higher EBITDA and other income, coupled with lower interest and depreciation expenses led to 54.6% on-year increase in PAT to Rs 328 mn.

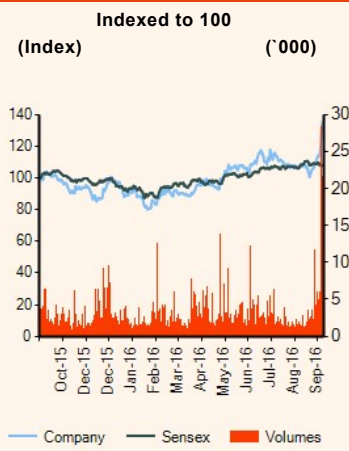
Financial Performance Trends



Source: Company | BSE | CRISIL Research

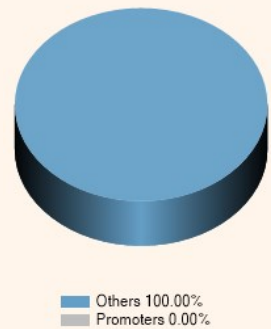


Share Price Chart



Shareholding Pattern

As on March 31, 2016



Analytical Contact

Bhaskar Bukrediwala - Director, CRISIL Research
Phone no: +91 22 33421983; Email ID: bhaskar.bukrediwala@crisil.com

Disclaimer

This report (Report) has been prepared by Research Division of CRISIL Limited ("CRISIL"). By accessing the Report the user acknowledges and accepts the following: The Report is (i) based on publicly available information or from sources considered reliable by CRISIL (ii) not intended to and does not constitute an investment, legal, accounting or tax advice or any solicitation, whatsoever (iii) not an audit or due diligence nor a recommendation of any sort whether to hold, invest in or divest from any securities, instruments or facilities of any kind or otherwise enter into any deal or transaction with the entity to which the Report pertains (iv) not a substitute for the skill, judgment and experience of the user for making any decisions. CRISIL does not (i) guarantee the accuracy, completeness or adequacy of the Report (ii) undertake independent verification of any information included in the Report (iii) assume obligation to keep the Report under ongoing surveillance following publication in any form. Access or use of this Report does not create a client relationship between CRISIL and the user. Opinions, if any, are in good faith, as on the date of issue, and are subject to change without notice. CRISIL (including its affiliates, third party providers, its directors, officers, shareholders, employees or agents) DISCLAIMS ANY AND ALL EXPRESS OR IMPLIED WARRANTIES, INCLUDING, BUT NOT LIMITED TO, ANY WARRANTIES OF MERCHANTABILITY, SUITABILITY OR FITNESS FOR A PARTICULAR PURPOSE OR USE. In no event shall CRISIL be liable to any party for any claim, including without limitation, whether direct, indirect, incidental, punitive, special or consequential damages, costs, expenses or losses in connection with any use of the Report even if advised of the possibility of such damages. This Report should not be reproduced or redistributed to any other person or in any form without a prior written consent of CRISIL.

For information please contact 'Client Servicing' at +91-22-33423561, or via e-mail: clientservicing@crisil.com.

© 2016 CRISIL Limited, all rights reserved.