

Tinna Rubber And Infrastructure Ltd

Report Date: 21 Dec 2016

Key Stock Indicators

BSE Ticker :	530475	CMP as on 05 Dec 2016-Rs/share :	70.0	Shares outstanding (mn) :	8.6
Bloomberg Ticker :	TNR:IN	52 week range up to 05 Dec 2016 (Rs)(H/L) :	85.2/41.2	Free Float (%) :	26.2
Face value per share :	10.0	Market Cap as on 05 Dec 2016 (Rs mn) :	600	Average daily volumes (12 months) :	318
Div.Yield (%) :	2.9	Enterprise Value as on 05 Dec 2016 (Rs mn) :	1,180	Beta :	0.4

Quarterly Result Summary

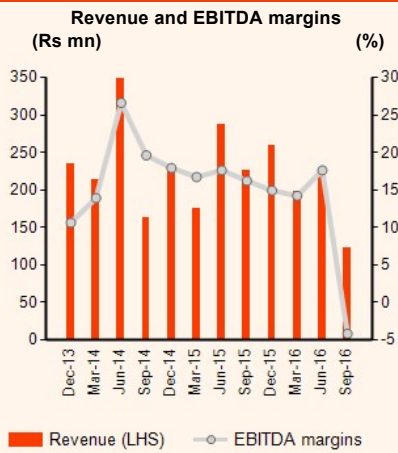
Rs million	Sep-16	Jun-16	Sep-15	q-o-q (%)	y-o-y (%)
Net Sales	124	229	233	-46.0	-46.8
Raw material cost	34	110	87	-68.6	-60.6
Employee cost	32	31	39	4.6	-17.4
Other expenses	62	47	67	29.6	-8.8
EBITDA	-5	40	37	n.m.	n.m.
EBITDA margins (%)	-4.2	17.6	16.2	n.m.	n.m.
Depreciation	15	14	16	10.6	-4.3
EBIT	-21	26	21	n.m.	n.m.
Interest	27	24	23	10.1	17.2
Other Income	5	1	2	348.7	92.2
Extraordinary Income (Expenses)	-	-	-	-	-
PBT	-42	2	-	n.m.	n.m.
Tax	-15	1	-	n.m.	n.m.
PAT	-27	1	-	n.m.	n.m.
PAT margins (%)	-22.0	0.7	0.1	n.m.	n.m.
No. of shares (mn no.)	8.6	8.6	8.6	-	-
Earning per share (EPS)	-3.17	0.18	0.03	n.m.	n.m.

n.m. : Not meaningful
Source: Company | CRISIL Research

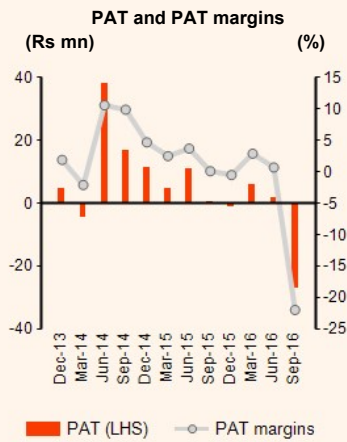
FINANCIAL UPDATE

- Revenue decreased 46.8% y-o-y to Rs 124 mn in Q2FY17 from Rs 233 mn in Q2FY16, due to decline in contribution from crumb rubber, crumb rubber modifier, modified bitumen and bitumen emulsion allied products.
- Operating loss stood at Rs 5 mn in Q2FY17 as against an operating profit of Rs 37 mn in Q2FY16.
- Net loss stood at Rs 27 mn in Q2FY17.

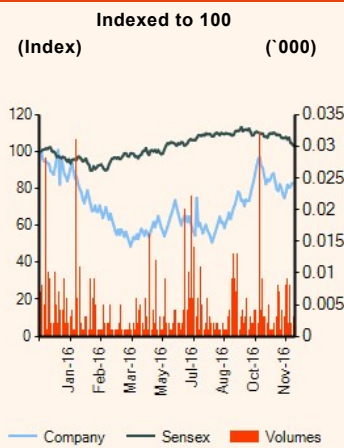
Financial Performance Trends



Source: Company | BSE | CRISIL Research

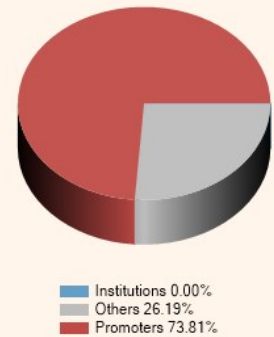


Share Price Chart



Shareholding Pattern

As on September 30, 2016



Analytical Contact

Bhaskar Bukrediwal - Director, CRISIL Research
Phone no: +91 22 33421983; Email ID: bhaskar.bukrediwal@crisil.com

Disclaimer

This report (Report) has been prepared by Research Division of CRISIL Limited ("CRISIL"). By accessing the Report the user acknowledges and accepts the following: The Report is (i) based on publicly available information or from sources considered reliable by CRISIL (ii) not intended to and does not constitute an investment, legal, accounting or tax advice or any solicitation, whatsoever (iii) not an audit or due diligence nor a recommendation of any sort whether to hold, invest in or divest from any securities, instruments or facilities of any kind or otherwise enter into any deal or transaction with the entity to which the Report pertains (iv) not a substitute for the skill, judgment and experience of the user for making any decisions. CRISIL does not (i) guarantee the accuracy, completeness or adequacy of the Report (ii) undertake independent verification of any information included in the Report (iii) assume obligation to keep the Report under ongoing surveillance following publication in any form. Access or use of this Report does not create a client relationship between CRISIL and the user. Opinions, if any, are in good faith, as on the date of issue, and are subject to change without notice. CRISIL (including its affiliates, third party providers, its directors, officers, shareholders, employees or agents) DISCLAIMS ANY AND ALL EXPRESS OR IMPLIED WARRANTIES, INCLUDING, BUT NOT LIMITED TO, ANY WARRANTIES OF MERCHANTABILITY, SUITABILITY OR FITNESS FOR A PARTICULAR PURPOSE OR USE. In no event shall CRISIL be liable to any party for any claim, including without limitation, whether direct, indirect, incidental, punitive, special or consequential damages, costs, expenses or losses in connection with any use of the Report even if advised of the possibility of such damages. This Report should not be reproduced or redistributed to any other person or in any form without a prior written consent of CRISIL.

For information please contact 'Client Servicing' at +91-22-33423561, or via e-mail: clientservicing@crisil.com.

© 2016 CRISIL Limited, all rights reserved.