

Olympia Industries Limited

Report Date: 17 Jul 2016

Key Stock Indicators

BSE Ticker :	521105	CMP as on 13 Jul 2016-Rs/share :	142.9	Shares outstanding (mn) :	3.4
Bloomberg Ticker :	OLM:IN	52 week range up to 13 Jul 2016 (Rs)(H/L) :	217.5/89.2	Free Float (%) :	34.9
Face value per share :	10.0	Market Cap as on 13 Jul 2016 (Rs mn) :	489	Average daily volumes (12 months) :	737
Div.Yield (%) :	0.0	Enterprise Value as on 13 Jul 2016 (Rs mn) :	521	Beta :	0.1

Quarterly Result Summary

Rs million	Mar-16	Dec-15	Mar-15	q-o-q (%)	y-o-y (%)
Net Sales	439	640	369	-31.3	19.1
Raw material cost	301	516	336	-41.7	-10.5
Employee cost	12	8	3	52.4	220.5
Other expenses	85	95	35	-10.3	143.3
EBITDA	41	20	-6	105.0	n.m.
EBITDA margins (%)	9.3	3.1	-1.7	620 bps	n.m.
Depreciation	-	-	-	12.5	350.0
EBIT	40	19	-6	108.9	n.m.
Interest	8	-	1	950.0	342.1
Other Income	2	-	3	177.8	-26.5
Extraordinary Income (Expenses)	-6	-	-	-	-
PBT	27	19	-4	43.5	n.m.
Tax	10	2	3	270.4	163.2
PAT	17	16	-8	7.9	n.m.
PAT margins (%)	4.0	2.6	-2.4	140 bps	n.m.
No. of shares (mn no.)	-	-	-	-	-
Earning per share (EPS)	-	-	-	-	-

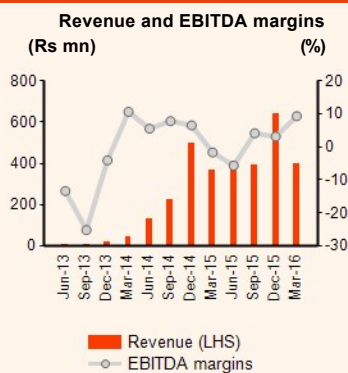
n.m. : Not meaningful

Source: Company | CRISIL Research

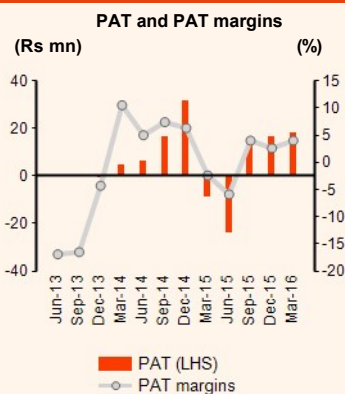
FINANCIAL UPDATE

- The company's revenue increased 19% on-year to Rs 439 mn in Q4FY16 from Rs 369 mn in Q4FY15.
- Its EBITDA turned positive to Rs 41 mn in Q4FY16 from a loss of Rs 6 mn in Q4FY15 due to fall in raw material costs.
- The company reported PAT of Rs 17 mn in Q4FY16 from a loss of Rs 8 mn in Q4FY15.

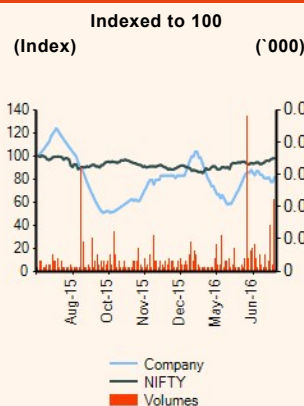
Financial Performance Trends




Source: Company | BSE | CRISIL Research



Share Price Chart



Shareholding Pattern



Analytical Contact

Bhaskar Bukrediwal - Director, CRISIL Research
Phone no: +91 22 33421983; Email ID: bhaskar.bukrediwal@crisil.com

Disclaimer

This report (Report) has been prepared by Research Division of CRISIL Limited ("CRISIL"). By accessing the Report the user acknowledges and accepts the following: The Report is (i) based on publicly available information or from sources considered reliable by CRISIL (ii) not intended to and does not constitute an investment, legal, accounting or tax advice or any solicitation, whatsoever (iii) not an audit or due diligence nor a recommendation of any sort whether to hold, invest in or divest from any securities, instruments or facilities of any kind or otherwise enter into any deal or transaction with the entity to which the Report pertains (iv) not a substitute for the skill, judgment and experience of the user for making any decisions. CRISIL does not (i) guarantee the accuracy, completeness or adequacy of the Report (ii) undertake independent verification of any information included in the Report (iii) assume obligation to keep the Report under ongoing surveillance following publication in any form. Access or use of this Report does not create a client relationship between CRISIL and the user. Opinions, if any, are in good faith, as on the date of issue, and are subject to change without notice. CRISIL (including its affiliates, third party providers, its directors, officers, shareholders, employees or agents) DISCLAIMS ANY AND ALL EXPRESS OR IMPLIED WARRANTIES, INCLUDING, BUT NOT LIMITED TO, ANY WARRANTIES OF MERCHANTABILITY, SUITABILITY OR FITNESS FOR A PARTICULAR PURPOSE OR USE. In no event shall CRISIL be liable to any party for any claim, including without limitation, whether direct, indirect, incidental, punitive, special or consequential damages, costs, expenses or losses in connection with any use of the Report even if advised of the possibility of such damages. This Report should not be reproduced or redistributed to any other person or in any form without a prior written consent of CRISIL.

For information please contact 'Client Servicing' at +91-22-33423561, or via e-mail: clientservicing@crisil.com.

© 2016 CRISIL Limited, all rights reserved.