

Ravindra Energy Limited

Report Date: 09 Aug 2017

Key Stock Indicators

BSE Ticker :	504341	CMP as on 04 Aug 2017-Rs/share :	37.7	Shares outstanding (mn) :	117.5
Bloomberg Ticker :	RDT:IN	52 week range up to 04 Aug 2017 (Rs)(H/L) :	50.1/24.5	Free Float (%) :	26.8
Face value per share :	10.0	Market Cap as on 04 Aug 2017 (Rs mn) :	4,422	Average daily volumes (12 months) :	469
Div.Yield (%) :	0.0	Enterprise Value as on 04 Aug 2017 (Rs mn) :	4,414	Beta :	0.5

Quarterly Result Summary

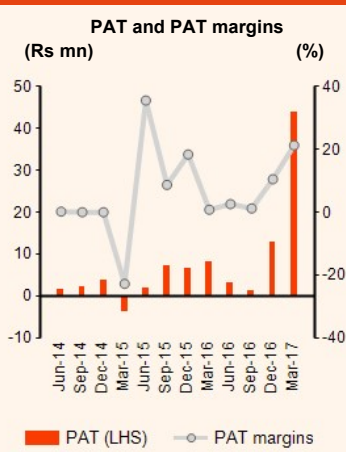
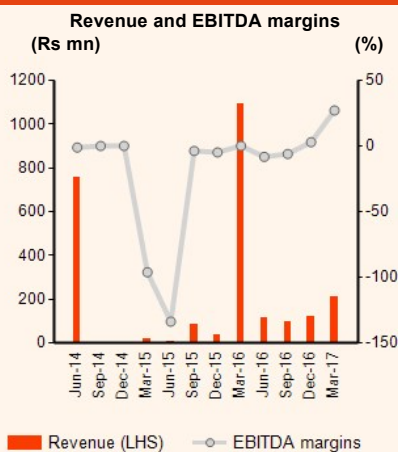
Rs million	Mar-17	Dec-16	Mar-16	q-o-q (%)	y-o-y (%)
Net Sales	206	121	1,092	70.9	-81.1
Raw material cost	53	98	1,051	-45.7	-94.9
Employee cost	7	6	5	18.1	35.8
Other expenses	90	13	35	592.8	154.1
EBITDA	55	3	-	n.m.	n.m.
EBITDA margins (%)	27.1	2.9	0.1	n.m.	n.m.
Depreciation	-	-	-	43.1	244.4
EBIT	55	2	-	n.m.	n.m.
Interest	3	2	1	36.7	102.8
Other Income	14	15	13	-8.1	8.5
Extraordinary Income (Expenses)	-	-	-	-	-
PBT	65	15	12	314.6	447.0
Tax	21	3	3	599.4	467.9
PAT	44	12	8	245.2	437.2
PAT margins (%)	21.3	10.6	0.8	n.m.	n.m.
No. of shares (mn no.)	122.1	122.1	122.1	-	-
Earning per share (EPS)	0.37	0.11	0.07	236.4	428.6

n.m. : Not meaningful
Source: Company | CRISIL Research

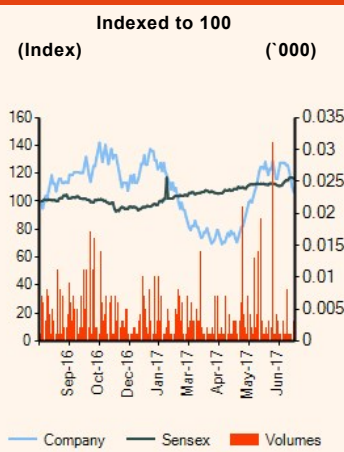
FINANCIAL UPDATE

- Revenue decreased 81.1% y-o-y to Rs 206 mn in Q4FY17 from Rs 1,092 mn in Q4FY16.
- The company reported operating profit of Rs 55 mn in Q4FY17 as compared to operating profit of Rs 0.8 mn in Q4FY16.
- PAT grew more than 4 times y-o-y to Rs 44 mn in Q4FY17 from Rs 8 mn in Q4FY16.

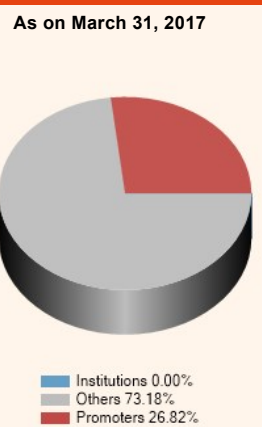
Financial Performance Trends



Share Price Chart



Shareholding Pattern



Source: Company | BSE | CRISIL Research

Analytical Contact

Arun Venkatesh - Associate Director, CRISIL Research
Phone no: +91 22 33424192; Email ID: arun.venkatesh@crisil.com

Disclaimer

This report (Report) has been prepared by Research Division of CRISIL Limited ("CRISIL"). By accessing the Report the user acknowledges and accepts the following: The Report is (i) based on publicly available information or from sources considered reliable by CRISIL (ii) not intended to and does not constitute an investment, legal, accounting or tax advice or any solicitation, whatsoever (iii) not an audit or due diligence nor a recommendation of any sort whether to hold, invest in or divest from any securities, instruments or facilities of any kind or otherwise enter into any deal or transaction with the entity to which the Report pertains (iv) not a substitute for the skill, judgment and experience of the user for making any decisions. CRISIL does not (i) guarantee the accuracy, completeness or adequacy of the Report (ii) undertake independent verification of any information included in the Report (iii) assume obligation to keep the Report under ongoing surveillance following publication in any form. Access or use of this Report does not create a client relationship between CRISIL and the user. Opinions, if any, are in good faith, as on the date of issue, and are subject to change without notice. CRISIL (including its affiliates, third party providers, its directors, officers, shareholders, employees or agents) DISCLAIMS ANY AND ALL EXPRESS OR IMPLIED WARRANTIES, INCLUDING, BUT NOT LIMITED TO, ANY WARRANTIES OF MERCHANTABILITY, SUITABILITY OR FITNESS FOR A PARTICULAR PURPOSE OR USE. In no event shall CRISIL be liable to any party for any claim, including without limitation, whether direct, indirect, incidental, punitive, special or consequential damages, costs, expenses or losses in connection with any use of the Report even if advised of the possibility of such damages. This Report should not be reproduced or redistributed to any other person or in any form without a prior written consent of CRISIL.

Analyst Disclosure

None of the team members involved in the preparation of the report has any conflict of interest that may bias the opinion provided in the report.

For information please contact 'Client Servicing' at +91-22-33423561, or via e-mail: clientservicing@crisil.com.
© 2016 CRISIL Limited, all rights reserved.