

**Stock Details**

BSE code	533056
BSE ID	VEDAVAAG
Face value (₹)	10.00
No of shares (m)	14.2
Market cap (₹ m)	1,216.2
30 days avg. daily vol (No)	51,423
Free float (₹ m)	924.3

**Stock performance (%)**

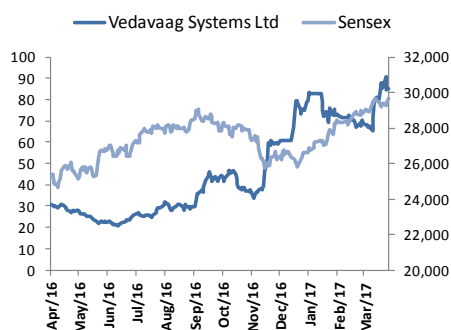
	1M	3M	12M
Absolute	27.6%	13.7%	176.2%
Rel. to Sensex	25.8%	5.6%	161.3%

**Shareholding Pattern\* (%)**

Promoters	Public	Others
22.90%	77.10%	-

\*As of December 2016

**Relative Chart**



Source: Bloomberg

**Quarterly result review – December 2016**

Vedavaag Systems Limited reported 8.3% YoY decline in total income to ₹ 281.41 million in Q3'FY17 from ₹ 306.80 million in Q3'FY16. On a sequential basis, total income surged 99.5% from ₹ 141.06 million in Q2'FY17.

EBITDA however came in at ₹ 47.74 million compared to ₹ 42.97 million in the prior year quarter and ₹ 29.96 million in the preceding quarter.

The company reported a net profit of ₹ 30.50 million during the quarter compared to a profit of ₹ 14.67 million in the prior year quarter.

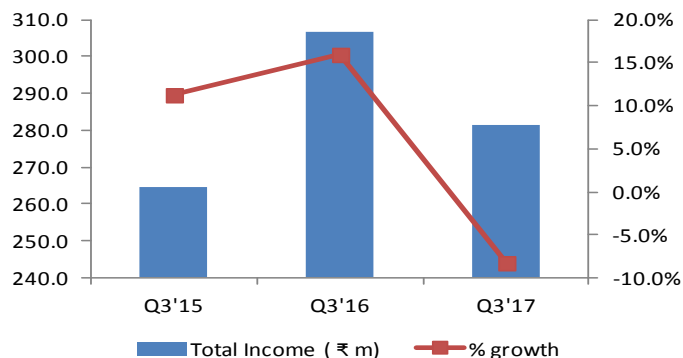
**Table1: Key Financials**

Quarterly financials*	Q3'17	Q3'16	% YoY	Q2'17	% QoQ
Total Income	281.41	306.80	-8.3%	141.06	99.5%
EBITDA	47.74	42.97	11%	29.96	59%
EBITDA Margin	17.0%	14.0%	-	21.2%	-
Dep. & Amor.	9.43	24.55	-62%	6.09	55%
EBIT	38.31	18.42	108%	23.87	60%
Interest	-	-	NA	-	NA
PBT	38.31	18.42	108%	23.87	60%
TAX	7.81	3.76	108%	4.95	58%
Net Profit	30.50	14.67	108%	18.92	61%
Net Profit Margin	10.8%	4.8%	-	13.4%	-
EPS (₹)	-	1.08	-100%	-	NA

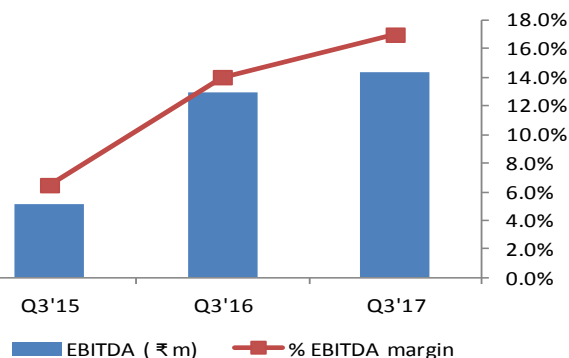
Source: Company, Karvy Investment Advisory  
\*All figures are in ₹ million except per share data

## Financial Snapshot

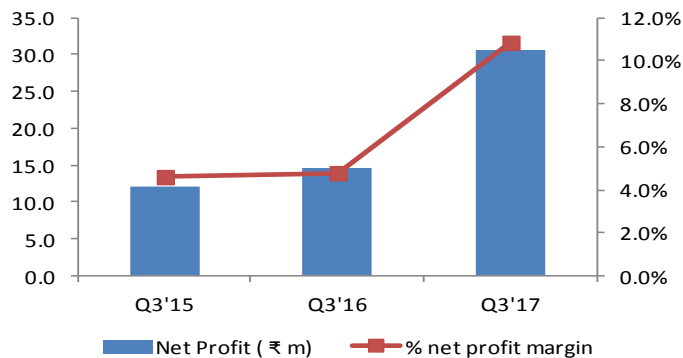
### Total Income growth (%)



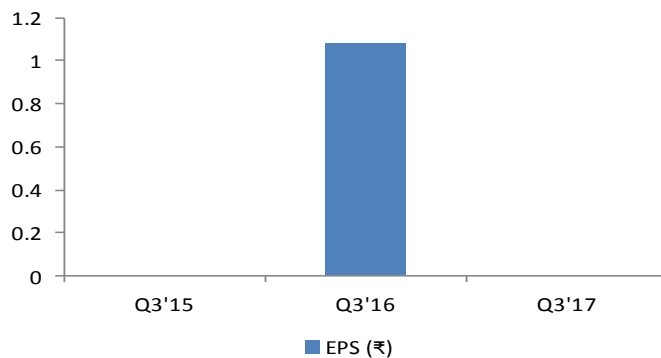
### EBITDA margin (%)



### Net Profit Margin (%)



### Earnings Per Share



Source: Karvy Investment Advisory

## DISCLAIMER

Karvy Investment Advisory Services Ltd (KIASL), an entity of the Karvy Group, has taken utmost care to ensure accuracy and objectivity while writing this report based on publicly available information or from sources considered reliable. However, neither the accuracy nor completeness of information contained in this report is guaranteed. Opinions expressed herein are our current opinions as on the date of this report. Nothing in this report can be construed as either investment or any other advice or any solicitation, whatsoever. The subscriber/user assumes the entire risk of any use made of this report or data herein. KIASL specifically states that it or any of its entities or employees do not have any financial liabilities whatsoever to the subscribers / users of this report. This report is for personal information of the authorized recipient in India only. This report or any part of it should not be reproduced or redistributed or communicated directly or indirectly in any form to any other person or published or copied for any purpose.

## DISCLOSURE

Please refer to our detailed disclaimer mentioned on the last page of the initial report on this company.

## PUBLISHED BY

KIASL is a part of the Karvy Group, a premier integrated financial services provider. We offer a wide array of investment advisory services including Comprehensive Financial Planning, Wealth Review and Investment Strategy services, Equity Review and Investment Strategy, Mutual Fund Review and Investment Strategy, Wealth Advice Package, and Wealth Planning for Retired Individuals.

**Head Office:** 46, Avenue 4, Street No.1, Banjara Hills, Hyderabad, 500034, Telangana, India. Tel: +91-40-23312454  
|www.karvy.com|