

# Titan Securities Ltd.

**Titan Securities Ltd. | BSE Code: 530045 | Market Data as on Date: 15 Jun 2017**

Current Price (₹)	3.64	Market Cap (₹ Crores)	9.11	Book Value (₹)	10.74
52 Week High (₹)	4.07	Shares Outstanding	2,50,16,200	P/B Ratio	0.34
52 Week Low (₹)	2.11	Beta - Sensex	0.06	Earnings Per Share (₹)	0.15
Face Value per Share (₹)	10.00	Dividend Yield (%)	-	P/E Ratio	24.27

## Company Info:

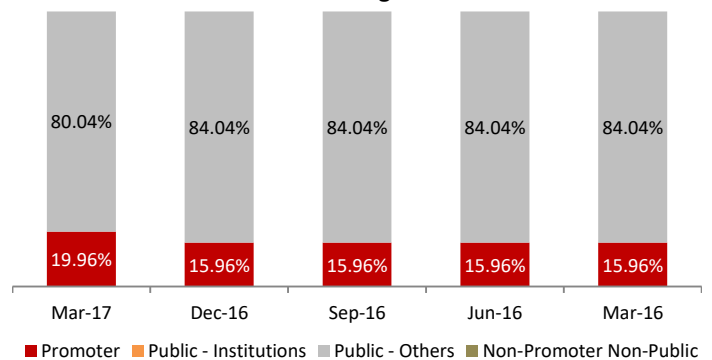
Titan Securities Limited is an India-based non-banking financial company registered with the Reserve Bank of India. The Company is engaged in purchasing and selling of securities. The Company operates through two business segments: Sale and Purchase of Shares (Trading and Investment) and Financing business (Granting of unsecured loans). The Company offers financial services and is engaged in trading in various products. The Company deals in shares and securities of different types of listed and unlisted securities, bonds and debentures. The Company also deals in loans and advances for various purposes. The Company makes own investments in shares, securities and bonds, among others. The Company is also engaged in dealing in short term or long-term finances for business entities. Titan Securities Limited was incorporated in 1993 and is based in Delhi, India.

## Peer Comparison

	Titan Securities	Rural Elect	Abhinav Capital
Sales	1.47	5,793.97	1.40
PAT	0.11	1,319.23	1.05
Equity	25.02	1,974.92	6.93
EPS	0.04	6.68	1.51
OPM %	8.76	32.58	93.22
NPM %	7.13	22.77	74.68

\* Peers are grouped according to sector and market cap

## Shareholding Pattern



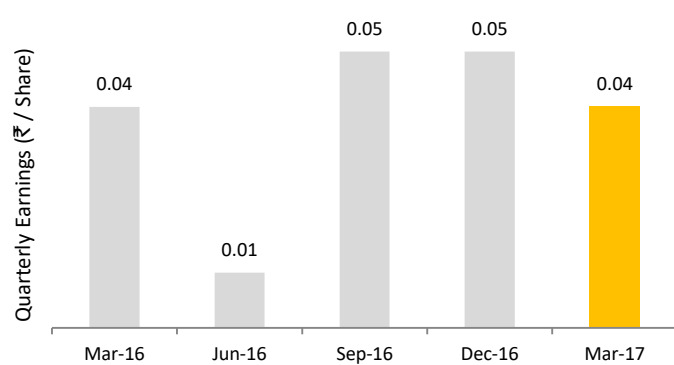
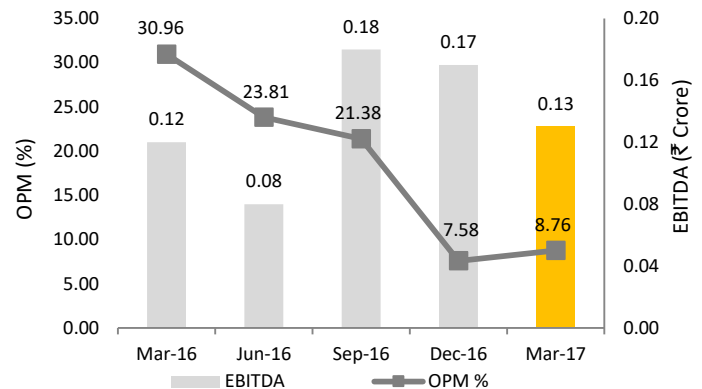
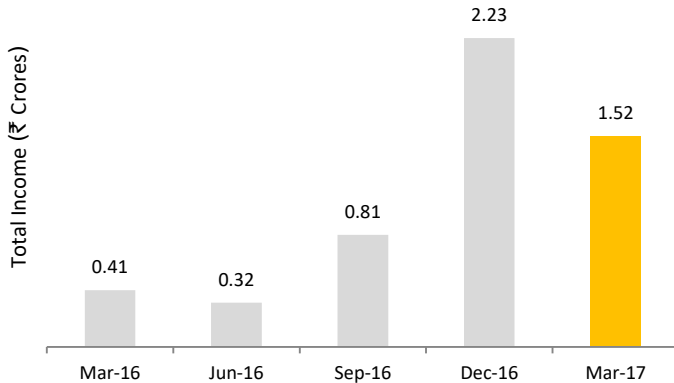
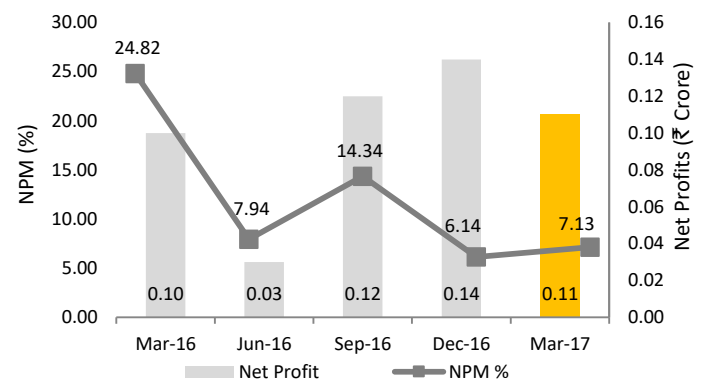
## Quarterly Review - Mar 17:

The Company has recorded revenues of ₹ 1.47 Crores during the current quarter as against ₹ 0.41 Crores for the corresponding quarter last year. EBITDA margins for the current quarter decreased to 8.84% in Mar quarter this year as compared to 29.27% in the same quarter previous year. The Profit after Tax (PAT) for the current quarter stood at ₹ 0.11 Crores.

## Quarterly Results:

### Income Statement

	Figures in ₹ Crores							
	Mar-17	% of (1)	Mar-16	% of (1)	Dec-16	% of (1)	Sep-16	% of (1)
Revenue	1.47		0.41		2.23		0.81	
Total Income	1.52		0.41		2.23		0.81	
Expenditure	(1.35)	-91.84%	(0.29)	-70.73%	(2.06)	-92.38%	(0.64)	-79.01%
Interest	-	-	-	-	-	-	(0.01)	-1.23%
PBDT	0.13	8.84%	0.12	29.27%	0.17	7.62%	0.17	20.99%
PBIDT	0.13	8.84%	0.12	29.27%	0.17	7.62%	0.18	22.22%
Depreciation	-	-	(0.03)	-7.32%	(0.03)	-1.35%	(0.03)	-3.70%
PBT	0.13	8.84%	0.10	24.39%	0.13	5.83%	0.14	17.28%
Tax	(0.02)	-1.36%	0.01	2.44%	-	-	(0.02)	-2.47%
Net Profit	0.11	7.48%	0.10	24.39%	0.14	6.28%	0.12	14.81%

**Quarter on Quarter Changes:**
**Quarterly EPS History**

**Operational Profitability**

**Quarterly Income Growth**

**Quarterly PAT Margins**


**DISCLOSURE:** THIS REPORT HAS BEEN SPONSORED BY BSE - INVESTOR PROTECTION FUND TRUST

**RESEARCH ANALYST:** WAHEED SHAIKH

**DISCLAIMER:** While SES has made every effort and has exercised due skill, care and diligence in compiling this report based on publicly available information, it neither guarantees its accuracy, completeness or usefulness, nor assumes any liability whatsoever for any consequence from its use. This report does not have any approval, express or implied, from any authority, nor is it required to have such approval. The users are strongly advised to exercise due diligence while using this report. This report in no manner constitutes an offer, solicitation or advice to buy or sell securities, nor solicits votes or proxies on behalf of any party. SES has no financial liability whatsoever, to the subscribers / users of this report. The report is released in India and SES has ensured that it is in accordance with Indian laws. Person resident outside India shall ensure that laws in their country are not violated while using this report; SES shall not be responsible for any such violation. This report should not be reproduced or redistributed or communicated directly or indirectly in any form to any other person - especially outside India or published or copied in whole or in part, for any purpose.

**ABOUT SES:** Stakeholders' Empowerment Services is a not for profit initiative of like-minded people with a vision to achieve a corporate governance state where all stakeholders are treated in just and fair manner. We believe that this journey can be possible only with active participation of all stakeholders. For more information please contact SES at +91 22 4022 0322, or via e-mail: [info@sesgovernance.com](mailto:info@sesgovernance.com)

SEBI Reg. No. INH000000016

**Stakeholders' Education | Proxy Advisory | Corporate Governance Research | Corporate Governance Score**