

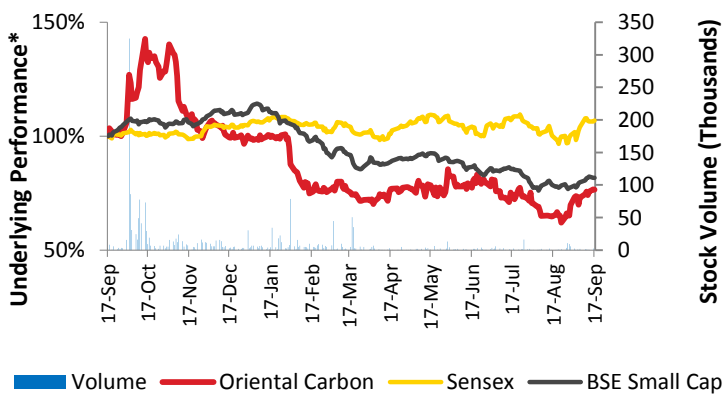
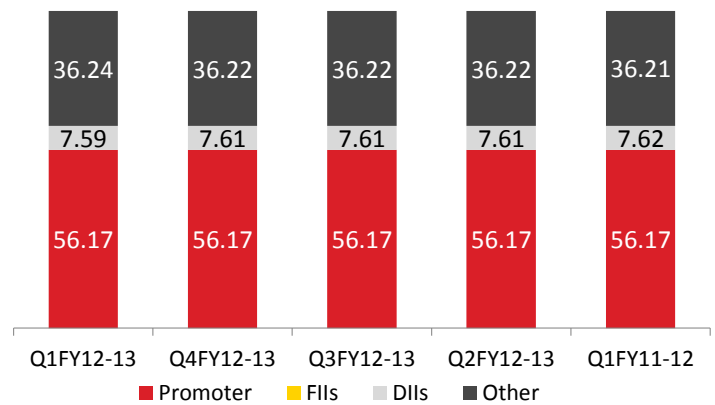
# ORIENTAL CARBON & CHEMICALS LTD

**ORIENTAL CARBON & CHEMICALS LTD (BSE CODE- 506579) (AS ON 20 SEPTEMBER '13)**

Current Price	₹ 97.00	Market Cap (₹ crore)	100.01	Book Value	₹ 165.61
52 Week High	₹ 186.80	Shares Outstanding	10,296,062	P/B Ratio	0.58
52 Week Low	₹ 75.05	Beta	0.51	Earnings Per Share (ttm)	23.84
Face Value per share	₹ 10.00			P/E Ratio (ttm)	4.07

**COMPANY INFO:**

Oriental Carbon & Chemicals Limited engages in the manufacture and sale of insoluble sulphur, a vulcanizing agent used in the rubber industry worldwide. It offers insoluble sulphur under the Diamond Sulf brand name. The company's insoluble sulphur is used in the manufacture of tires and various types of rubber articles, such as belts, hoses, and other goods and in the storage battery, rayon, dye, acid slurry, pharmaceutical, steel, heavy chemical, and superphosphate industries. Oriental Carbon & Chemicals Limited, formerly known as Dharuhera Chemicals Limited, was incorporated in 1978 and is based in Kolkata, India.

**Short Term Performance**

**Shareholding pattern (%)**


\*Underlying price standardized based on starting stock price

**QUARTERLY REVIEW – MAR '13**

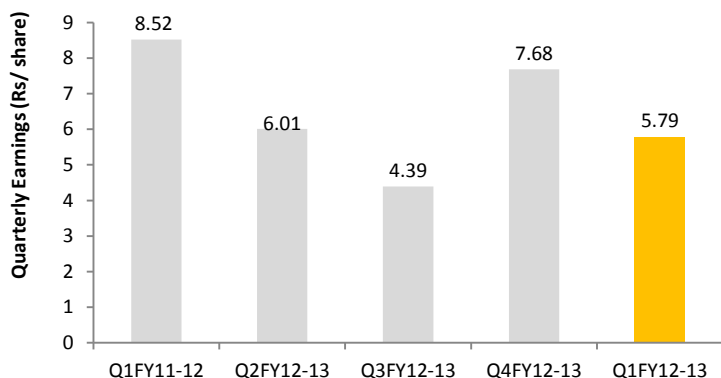
The company has recorded a gross sale of ₹60.30 crore during the current period ended 31-Jun '13 as against ₹55.74 crore for the corresponding quarter last year. EBITDA margins have decreased to 22.87% in Q1FY13 compared to 30.36% in Q1FY12. The Profit after Tax (PAT) of ₹5.96 crore is reported this quarter (Q1FY13) as compared to ₹8.77 crore in Q1FY12.

**QUARTERLY RESULTS**
**Income Statement**

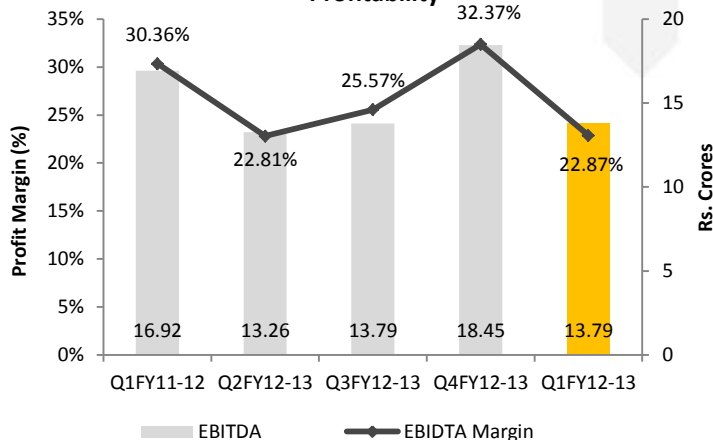
Rs. Crores	Quarterly Trends						Year to Date			
	Jun 13	% of (1)	Jun 12	% of (1)	Mar 13	% of (1)	Jun 13	% of (1)	Jun 12	% of (1)
Total Income (1)	60.97		56.59		58.62		60.97		56.59	
Expenditure	47.18	77.38	39.67	70.10	40.17	68.52	47.18	77.38	39.67	70.10
Interest	2.72	4.46	3.13	5.53	3.07	5.23	2.72	4.46	3.13	5.53
Depreciation	2.91	4.77	2.09	3.69	2.45	4.17	2.91	4.77	2.09	3.69
Tax + Deferred Tax	2.20	3.60	2.93	5.17	4.02	6.85	2.20	3.60	2.93	5.17
Profit After Tax	5.96	9.77	8.77	15.49	7.91	13.49	5.96	9.77	8.77	15.49

**QUARTER ON QUARTER CHANGE**

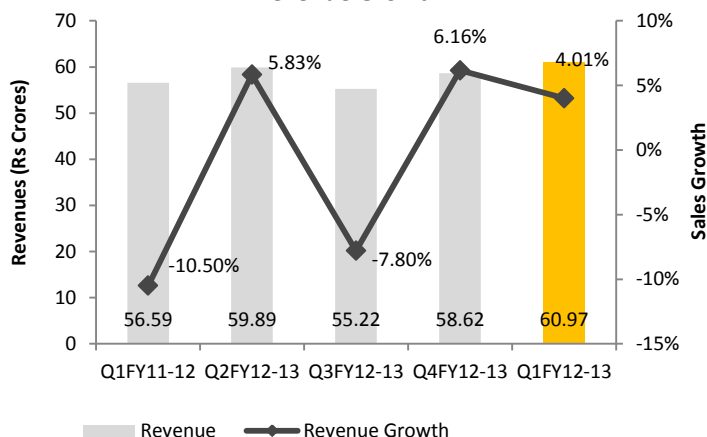
**Quarterly EPS History**



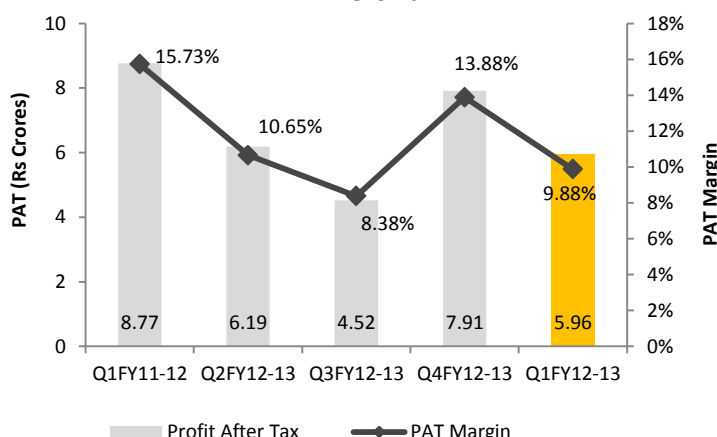
**Profitability**



**Revenue Growth**



**PAT Growth**



**DISCLOSURE:** THIS REPORT HAS BEEN SPONSORED BY BSE - INVESTOR PROTECTION FUND TRUST

**DISCLAIMER:** While SES Pvt. Ltd. has made every effort and has exercised due skill, care and diligence in compiling this report based on publicly available information, it neither guarantees its accuracy, completeness or usefulness, nor assumes any liability whatsoever for any consequence from its use. This report does not have any approval, express or implied, from any authority, nor is it required to have such approval. The users are strongly advised to exercise due diligence while using this report. This report in no manner constitutes an offer, solicitation or advice to buy or sell securities, nor solicits votes or proxies on behalf of any party. SES has no financial liability whatsoever, to the subscribers / users of this report. The report is released in India and SES has ensured that it is in accordance with Indian laws. Person resident outside India shall ensure that laws in their country are not violated while using this report; SES shall not be responsible for any such violation. This report should not be reproduced or redistributed or communicated directly or indirectly in any form to any other person - especially outside India or published or copied in whole or in part, for any purpose.

**ABOUT SES:** Stakeholders' Empowerment Services is a not for profit initiative of like-minded people with a vision to achieve a corporate governance state where all stakeholders are treated in just and fair manner. We believe that this journey can be possible only with active participation of all stakeholders. For more information please contact SES at +91 22 4022 0322, or via e-mail: [info@sesgovernance.com](mailto:info@sesgovernance.com)

Corporate Governance Research | Corporate Governance Score | Proxy Advisory | Stakeholders' Education