REPORT ON

COMPUTATION OF

INTRINSIC VALUE

OF

MANGALAM CEMENT LIMITED

21st June, 2019

CHAPTERS

1.	Executive Summary	3
2.	Company Profile and Industry Analysis	8
3.	Valuation Summary	16
4.	Report of Land & Building	20
5.	Report of Plant & Machinery	30
6.	Report of Financial Assets & Securities	38
7.	Report of Average Market Value	51
8.	Statement of Assumptions and Limiting Conditions & Important Notice cum Disclaimer	56

SANJAI KUMAR GUPTA
IBBI/RV/06/2019/11476
Registered Valuer SFA

Chapter: 1
Executive Summary

1. Executive Summary

a) Mandate

I have been given to understand that the management of M/s Mangalam Cement Ltd. (MCL) is considering a proposal for amalgamation through the process of merger with Mangalam Timber Products Limited (MTPL) based on the financial statements as on 31/3/2019.

I have been mandated by the management of Mangalam Cement to ascertain the intrinsic value of the Company as on 31/3/2019.

Intrinsic Value

As per the Company's Act, 2013 the definition of intrinsic value is reproduced below:

Intrinsic value, a type of fundamental analysis, is a core metric used by value investors to analyze a company's true worth. The idea is that it is best to invest in companies that have a higher intrinsic value than the one being assigned to it by the market.

Both Tangible and intangible factors are considered while setting the value, including financial statements, market analysis and the company's future business plan.

b) Scope and Purpose

I have been given to mandated that MCL is en-route of an amalgamation through the process of merger of Mangalam Timber Products Limited (MTPL). The acquiring company will be Mangalam Cement Limited (MCL) and the acquired company (target company) will be MTPL.

SANJAI KUMAR GUPTA IBBI/RV/06/2019/11476 Registered Valuer

I have been given to understand that the purpose for which the valuation is being done is for deciding the share swap ratio.

Copy of the Resolution passed by the Board of Directors in its meeting held on 09.03.2019 is enclosed, marked Annexure-I.

Annexure-I

B K BIRLA GROUP OF COMPANIES

MANGALAM CEMENT LIMITED

Birla Uttam

MC/SEC
09th March, 2019

The Corporate Relations Department The National Stock Exchange of India Ltd. Exchange Plaza, 5th Floor, Plot No. C/1, G-Block Bandra-Kurla Complex Bandra (E) Mumbai 400 051 **Security Code : MANGLMCEM**	The Corporate Relations Department Department of Corporate Services BSE Limited 25th Floor Phiroze Jeejeebhoy Towers Dalal Street Mumbai – 400 001 **Scrip Code: 502157**

Sub: Outcome of Board Meeting held on 09th March, 2019

Dear Sir/Madam,

In continuance of the intimation regarding Board Meeting held on 18th February, 2019 regarding in-principle approval given by Board for Amalgamation of Mangalam Timber Products Limited with Mangalam Cement Limited, We would like to inform that pursuant to applicable provisions of SEBI (Listing Obligations and Disclosure Requirements) Regulations, 2015, that Board of the Directors of the Company in their meeting held on today i.e. Saturday, the 09th March, 2019 at Kolkata, has approved the Amalgamation of Mangalam Timber Products Limited with Mangalam Cement Limited, on the basis of recommendation made by the Audit Committee of the Board.

Further the Board has also approved loan upto Rs. 5.00 Crores to Mangalam Timber Products Limited on the basis of recommendation made by the Audit Committee to the Board.

You are requested to take on record the above information and inform the stakeholders accordingly.

Thanking you,

Yours faithfully,
For Mangalam Cement Ltd.

Manoj Kumar
Company Secretary

Corporate Office : Birla Building, 10th Floor, 9/1 R. N. Mukherjee Road, Kolkata - 700 001, Tel.: 033 2243 8707, 2243 8857, 9073672432/33/34
Fax : 033 2243 8709, Email : kolkata@mangalamcement.com
Regd. Office : Aditya Nagar, Morak, Distt. Kota - 326520 (Raj.) Tel : 07459-232812, Fax : 07459 232156, E-mail : communication@mangalamcement.com
CIN : L26943RJ1976PLC001705
Website : www.mangalamcement.com

SANJAI KUMAR GUPTA
IBBI/RV/06/2019/11476
Registered Valuer SFA

c) Name of the Promoter/Directors/Signatory

Directors/Signatory Details			
DIN/PAN	**Name**	**Begin date**	**End date**
0000020588	NAND GOPAL KHAITAN	23/10/2000	-
0000025727	ARUNA MAKHAN	05/05/2012	-
0000029985	KAMAL CHAND JAIN	05/05/2012	-
0000076111	GAURAV GOEL	05/05/2012	-
AJLPM6728P	YASWANT MISHRA	07/08/2015	-
0001455782	ANSHUMAN VIKRAM JALAN	30/07/2009	-
0001474162	VIDULA JALAN	30/07/2009	-
AGFPD7319G	MANOJ KUMAR	22/12/2018	-

d) Company Master Data

Company Master Data	
CIN	L26943RJ1976PLC001705
Company / LLP Name	MANGALAM CEMENT LTD
ROC Code	RoC-Jaipur
Registration Number	001705
Company Category	Company limited by Shares
Company Sub Category	Non-govt company
Class of Company	Public
Authorised Capital (Rs)	600000000
Paid up Capital (Rs)	266937800
Number of Members (Applicable in case of company without Share Capital)	0
Date of Incorporation	27/10/1976
Registered Address	ADITYA NAGAR, MORAKDISTT. KOTA DISTT. KOTA DISTT. KOTA RJ 000000 IN
Email Id	shares@mangalamcement.com
Whether Listed or not	Listed
Date of last AGM	08/09/2018
Date of Balance Sheet	31/03/2019
Company Status (for efiling)	Active

SANJAN KUMAR GUPTA IBBI/RV/ 06/2019/ 11416 Registered Valuer SFA

e) List of Documents relied upon

i) Documents provided by the Company.
ii) Discussions held with the management of the Company.
iii) Information available in the public domain.
iv) Physical Inspection of the plant.

SANJAI KUMAR GUPTA
IBBI/RV/06/2019/11476
Registered Valuer SFA

Chapter: 2
Company Profile and Industry Analysis

Company Profile:

Mangalam Cement Limited, the ISO 9001:2000, IS/ISO 14001:2004 and ISO 18001:2007 certified company was incorporated on 27th October 1976. The company was promoted by Kesoram Industries & Cotton Mills Ltd., The Century Spinning & Mfg. Co. Ltd., The Gwalior Rayon Silk Mfg. (Wvg.) Co. Ltd., and Pilani Investment Corporation Ltd. Rajasthan State Industrial & Mineral Development Corporation Ltd. (RIMC) also participated in the promoters capital. As a B.K. Birla Group wing, the company is producing cement in 43 grades, 53 grades and Portland Pozzolana Cement (PPC) using the dry process and marketing under the brand name of "Birla Uttam".

The Company started commercial production in March 1981 with an installed capacity of 4 lakh tonne per annum of Cement. The Company then took up two further expansion scheme envisaging increase in the installed capacity from 4 tonne per annum to 20 lakh tonne per annum in between 1994 to 2005. The Company has expanded its capacity from 2.0 MTPA to 3.25 MTPA upgrading its Kiln I capacity by 0.5 MTPA in 2013 and establishing a New Cement Mill of 1.25 MTPA in 2014. All the units of the Company namely Mangalam Cement and Neer Shree Cement are located at Adityanagar - 326520, Morak, Distt. Kota, Rajasthan. Morak is 65 Kms away from Kota towards Mumbai side on main Delhi-Mumbai train route. The Company had set up two Captive Thermal Power Plant of 17.5 MW each. The first power plant was set up in 2007 whereas the additional 17.5 MW power plant was set up in 2011. Apart from this, the Company also owns 13 Wind Mills at Jaisalmer, Rajasthan with a capacity of 13.65 MW generation per day. During the year 1996-97, the company had accredited with ISO-9002 certificate in recognition of its quality systems. (Information Source: Reuters)

Company-Key Executives

Corporate: Shri Yaswant Mishra, President (Corporate) and Chief Financial Officer

Production: Shri S. S. Jain, President

Shri S. K. Pokharana, Joint President - Technical

Finance & Accounts: Shri Anil Kumar Mandot, Sr. Jt. President (Commercial)

Sales & Marketing: Shri Kaushlesh Maheswari, President - Sales & Marketing

Secretarial: Shri Manoj Kumar, Company Secretary

SANJAI KUMAR GUPTA IBBI/RV/ 06/2019/ 11476 Registered Valuer SFA

Industry Analysis

-Cement (reproduced from Care Rating Report-November 22, 2018

CARE Ratings
Professional Risk Opinion

CELEBRATING 25 Years Analytical Excellence

Cement: Industry Update H1FY19

November 22, 2018 I Industry Research

Contact:
Madan Sabnavis
Chief Economist
Madan.sabnavis@careratings.com
+91-22- 6754 3489

Ashish K Nainan
Research Analyst
ashish.nainan@careratings.com
+91-22-6754 3443

Mradul Mishra (Media Contact)
mradul.mishra@careratings.com
+91-22-6754 3515

Cement industry in India witnessed robust growth of 14.4% during H1FY19 after having witnessed revival during FY18 backed by Government spending on infrastructure.

During the H1FY19, stable construction activity in residential real estate, increased demand from affordable housing and robust demand from infrastructure segment have ensured cement capacity utilization improves to 70%.

Construction activity picked up in the housing segment across Western, Eastern and Southern Region. Affordable housing scheme for rural and urban areas supported demand for cement in the housing segment. Though floods in the Southern state of Kerala and Karnataka disrupted demand during the Aug-September months, it is expected to recover in the following months as reconstruction and rehabilitation work picks pace.

Northern and Central region witnessed higher activity in the infrastructure segment, especially with elections in 3 states in the region namely Rajasthan, Madhya Pradesh and Chhattisgarh.

Graph 1. Installed Capacity

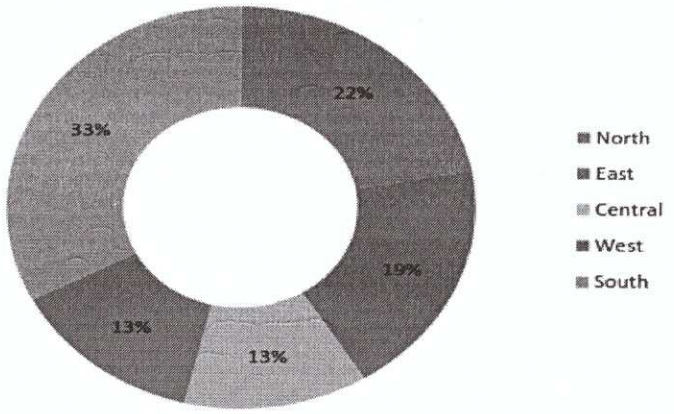

The overall trend of prices witnessed a slight decline for a 50kg bag of cement. Southern market with a 33% share of installed capacity continued to record lowest prices. Eastern and Northern markets recorded the highest prices, especially states like Punjab, Haryana and West Bengal.

SANJAI KUMAR GUPTA IBBI/RV/ 06/2019/ 11476 Registered Valuer SFA

Industry Research

CARE Ratings
Professional Risk Opinion

Graph 2. India: Supply, demand (in million tonnes) and capacity utilization (in %)

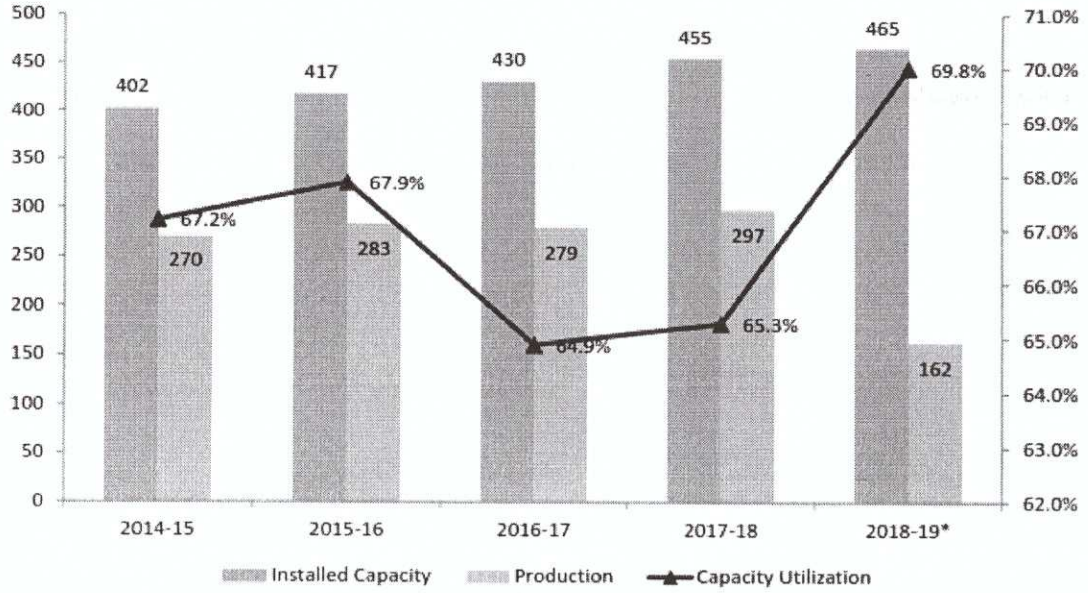

*Source: CMIE, CARE Estimates *Production Data for April-September FY19*

India: FY19 Updates

- Cement production during H1FY19 stood at 162.4MT MT, 14.4% higher than 142 MT cement production in H1FY18. Total installed capacity stood at approximately 465 MT. The regional break-up of installed capacity is shown in Graph 1.
- Overall capacity utilisation has improved by over 4 percentage points to close to 70% which is a substantial improvement. Higher volume would provide some comfort and help spread the increased cost of fuel & power for manufacturing.
- The year witnessed steady implementation and completion of mega-infrastructure projects especially in the Northern and Central region with Rajasthan and Madhya Pradesh set for Assembly Election in Nov-Dec. Union Government-backed mega-infrastructure projects such as "Bharatmala" for roads, "Sagarmala" for ports and development of dedicated freight corridors and smart city projects witnessed a surge in activity in terms of award and implementation of new and existing projects respectively. Around 34 infrastructure projects with an outlay of over Rs. 150 crore have been completed in April-August period across major infrastructure sectors.
- Two successive years (FY18 & FY19) witnessed above average monsoons ensuring steady demand from housing segment especially rural housing. Real estate segment witnessed stable activity and there are signs of improvement over H1FY18 which witnessed disruption due to Demonetization, RERA and GST. Affordable housing in rural areas continued to boost the demand in housing segment and the same is expected to peak by the end of Q3FY19.

SANJAI KUMAR GUPTA ★ Registered Valuer SFA ★ IBBI/RV/06/2019/11476

Industry Research

CARE Ratings
Professional Risk Opinion

Demand Drivers:

Cement consumption can be broadly classified into demand from three segments:

- Housing and real estate (63-65%)
- Infrastructure (22-25%)
- Commercial and Industrial development (10-12%)

Housing and real-estate segment is driven by demand from rural and urban housing in affordable segment. Above average monsoon ensured steady demand from the rural markets. In the residential real estate segment, the demand has remained stable and construction activity improved in H1FY19 vs FY18. RERA implementation had led to disruption in construction activity and real estate developers abstained from launching new projects in Q1 and Q2 FY18.

We expect the affordable housing activity to increase going forward in Q3 & Q4 of FY19 as the general elections close-in. The Union Government allocated Rs. 65 billion for urban housing and Rs. 210 billion for rural housing. 4.5 million Rural houses were completed in FY18 and a similar number is expected to be achieved in FY19. Above average implementation and completion of affordable housing targets for the current fiscal year, would lead to the sustained demand growth for cement going forward.

Table 1. Affordable Housing (Gross Budgetary support)

	2017-18	2018-19
	Budgetary support	*Budgetary Support*
PMAY-Grameen	Rs. 23,000	Rs. 21,000
PMAY-Urban	Rs. 6,043	Rs. 6,500

All figures in Rs. crores Source: Budget 2018

Infrastructure segment may continue to remain in focus during the year as far as cement demand is concerned. Roads and public infrastructure like railways, bridges, metros would contribute to over 3-5 MT of incremental demand for cement. The development of the infrastructure projects is dispersed across regions and hence, cement demand is expected to remain high across all the 5 regions. Southern states of Andhra Pradesh and Telangana have been drivers of demand in their region due to new infrastructure development in Andhra Pradesh and pending elections in Telangana.

Sand availability which has been a challenge across the country and especially Central and Northern states of MP, UP and Bihar seems to be easing out. Bans and restrictions are gradually expected to be eased out once a mining policy is in place to be finally implemented by respective states. A draft mining policy has already been initiated, which focuses on curbing illegal sand mining and make the market more accessible for buyers in order to curb cartelisation in pricing of sand. There are also reports of sand being imported from Malaysia and close to 1 lakh tonne having reached the Indian shores, though pricing and other details are still unclear. But this does highlight the need to address the larger issue of availability of sand for construction.

SANJAI KUMAR GUPTA
IBBI/RV/06/2019/11476
Registered Valuer SFA

Industry Research

Pricing- Regional capacity and demand key to prices

- Cement prices have remained range bound even though demand has increased substantially. Northern and Eastern region continue to be regions with better price realisation and Southern region continues to be the most competitively priced.
- With an exception of Kerala where the cement prices have remained high due to very less installed capacity for manufacturing cement in the state, other southern states continue to report lowest price for cement in the country.
- The difference between wholesale and retail prices of cement has narrowed, which is indicative of retail segment still being price sensitive and institutional segment driving most of the demand for cement.

Graph 3. Cement Prices (in Rs. /50 Kg bag)

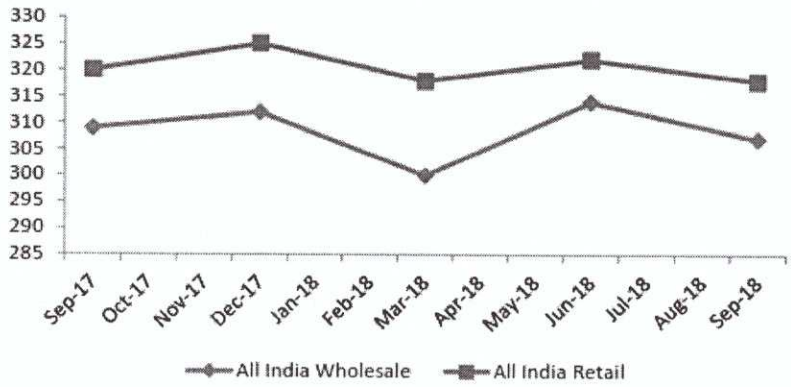

Compiled by CARE Ratings, Source: CMIE

- Western, Central and Eastern region with favourable demand continues to record higher price for cement. These regions are driven by demand from infrastructure, housing and commercial real estate. Competition in this region is offset by limited capacity expansion plans in the near future which supports higher prices.

Capacity addition:

Madhya Pradesh, Rajasthan, Andhra Pradesh, Gujarat, Chhattisgarh, Tamil Nadu and Karnataka are the largest limestone producing states in the country which is an essential raw material for cement.

- During FY19, capacity addition of around 5-7 MT is expected in Eastern and Western region. Central, Northern and Southern regions combined are expected to witness an addition of 8-10 MT of production capacity. The top 6 cement manufacturers have been expanding in newer geographies, which can be inferred from the latest round of limestone blocks auctions. They would continue to add sizeable capacity across these regions.
- During the last 18 months, the industry witnessed consolidation with existing large players taking-over assets of smaller-regional players. There have been some new developments in the form of resolution of Non-performing assets under the Insolvency and Bankruptcy Code in the cement industry. The trend is expected to continue and expected future capacity addition would be in the form of brownfield expansion in these acquired assets. Acquiring cement assets is cost affective for the acquirer and provides access to new market and a ready-made supplier network.

SANJAI KUMAR GUPTA IBBI/RV/05/2019/11476 Registered Valuer SFA

Cost drivers:

Breakup of major costs in cement industry is shown in Graph 5. Among the major costs, change in prices of few raw-materials, feedstock and fuel are expected to drive costs and hence affect the operating margins of cement producers.

- **Fuel and power:** Petcoke is used as feedstock for production of clinker. India imports around 45% of its petcoke requirement and the remaining demand is met by domestic refineries.

Graph 4. Cement Industry cost break up

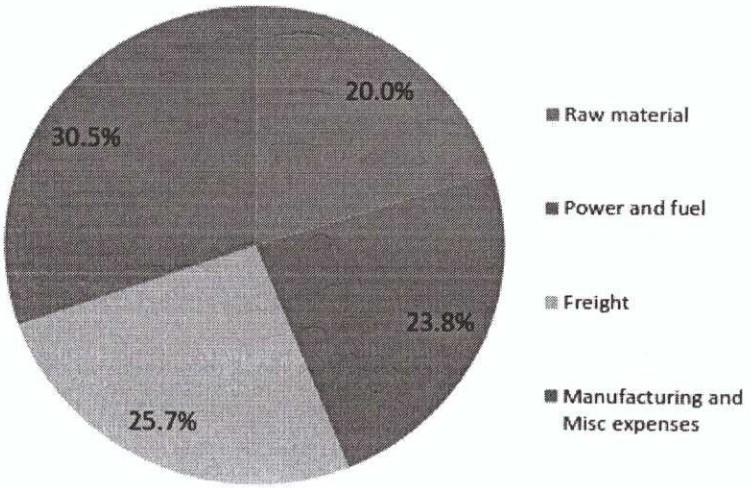

Compiled by CARE Ratings Source: Aceequity

  - Petcoke prices have remained on the higher side (Rs. 7,800-8,500 / per tonne) and imported coal too has remained at $100 and above which has left less scope for manufacturers to offset feedstock costs. An upward movement in Dollar vs Rupee has further hiked the price of imported feedstock.
  - Power prices from spot market too have remained high and non-captive power users had to pay heightened power tariffs as a result of scarcity of coal supply during peak-demand period.
  - Fuel and power prices on an average for the industry have increased by 15-18% during H1FY19 over the corresponding period in the previous year.

- **Freight:** Rising diesel prices would have a direct impact on the margins of cement manufacturers. Freight costs as per our estimates now account for more than 1/4th the total cost of cement manufacturers. Cement manufacturers with higher dependence on road freight for transportation of raw materials and supply of finished cement to markets would be impacted in case of a further increase in diesel prices.
- The overall operating margin for the industry has declined by 3% y-o-y due to fuel, freight, currency and power cost impact. Additionally, Clinker, which is a key raw-material for cement, too has witnessed an increase in few regions, which has further impacted the operating margins of some companies. Manufacturers are finding it difficult to pass-on the costs due to the heightened competition across some regions.

SANJAI KUMAR GUPTA IBBI/RV/06/2019/11476 Registered Valuer SFA

Industry Research

CARE Ratings
Professional Risk Opinion

Outlook:

- The cement production is expected to cross 310 million tonnes during the year 2018-19. We continue with our earlier estimate on cement production, to grow by 5.50-6.50% during FY19. Housing and real estate segment demand is expected to grow by around 5% whereas Infrastructure and commercial sector is expected to grow by 6-8%.

- Two major states (Rajasthan and Madhya Pradesh) going into Assembly elections followed by General Elections in Q1-Q2 CY2019, the demand from infrastructure and construction is expected to peak in central, eastern and western region.

- We continue to expect prices to remain range bound and may fall further with addition of new capacity especially in the Southern region. We expect the all-India prices to remain in the range of Rs. 317(+/- 5% per bag post GST) during the year. Further fall in prices in few regions may be an indicator for improvement in installed capacity utilization especially in Southern region.

SANJAI KUMAR GUPTA
IBBI/RV/06/2019/11476
Registered Valuer SFA

Chapter: 3

Valuation Summary

Valuation Summary (Rs. in Lakhs)

Sl No.	Particulars	WDV/Book Value as on 31.03.2019	Current Replacement Cost
1	Freehold	2,075.20	9,506.34
2	Leasehold	1,772.40	1,772.40
3	Buildings	7,672.32	8,828.88
4	Plant and Machinery	65,998.09	73,619.92
5	Furniture & Fittings	100.02	8.39
6	Vehicles	668.60	44.92
7	Office Equipments	28.33	2.28
8	Railway Siding	2,773.10	3,195.99
9	Capital WIP	7,306.08	7,306.08
10	Other Intangible Assets	1,002.56	1,002.56
11	Investments(Non-Current Assets)	2,758.78	69.16
12	Other Financial Assets	942.27	942.27
13	Other non- current assets	2,282.57	2,282.57
14	Inventories	11,656.42	10143.78
15	Investments(Current Assets)	538.63	538.63
16	Trade Receivables	3,523.95	3401.57
17	Cash & Cash Equivalents	66.53	66.53
18	Bank Balance	1,307.08	1,307.08
19	Loans & Deposits	12,220.00	12,220.00
20	Others	1,988.94	1,988.94
21	Current Tax Assets	581.27	581.27
22	Other Current Assets	14,143.06	14,143.06
	Total Assets	**1,41,406.20**	**1,52,972.62**
1	Borrowings(Non-Current Liabilities)	29,178.85	29,178.85
2	Other Financial Liabilities(Non Current)	3,967.25	3,967.25
3	Provisions	1,897.20	1,897.20
4	Deferred Tax Liabilities	3,601.53	3,601.53
5	Borrowings(Current Liabilities)	11,376.76	11,376.76
6	Trade Payables	18,138.14	18,138.14
7	Other Financial Liabilities(Current)	15,210.09	15,210.09
8	Other current liabilities	5,668.81	5,668.81

SANJAI KUMAR GUPTA IBBI/RV/06/2019/11476 Registered Valuer SFA

9	Provisions	2,020.36	2,020.36
	Total Liabilities	**91,058.99**	**91,058.99**
	Net Asset Value (Total Assets- Total Liabilities)	***50,347.21***	***61,913.63***
	No of Shares outstanding	**26693780**	**26693780**
	Intrinsic Value per share	**188.61**	**231.94**

Note:

1. The broad details of Replacement Cost Computations have been given in the individual valuer's report.

2. (i) There are Contingent Liability of Rs. 12777.84 Lakhs, which reflects in the Independent Auditor's Report as on 31.03.2019 under the Note 32.3(a).

(ii) As reflected in the Note 32.3 (b) of the Independent Auditor's Report, Jute Commissioner issued a show cause notice on 14.08.2002 for non-use of jute packaging materials. This has been challenged by the company and the amount involved is not quantifiable.

(iii) As reflected in the Note 32.3 (c) of the Independent Auditor's Report, Rajasthan Sales Tax Authorities has raised demand of Rs. 3890.17 Lakhs and Interest thereon Rs. 4246.48 Lakhs. On appeal Rajasthan Tax Board has given order in favour of the Company. However, Commercial Taxes Department filled revision before the Rajasthan High court vide order dated 23/04/2019 and decide the case in favour of the company.

SANJAI KUMAR GUPTA IBBI/RV/06/2019/11476 Registered Valuer SFA

However, while ascertaining the Net Asset Value, we have not considered the same, by relied upon the Audited Financial Statements as on 31.03.2019, since these are contingent in nature as on the date of Balance Sheet.

SANJAI KUMAR GUPTA
IBBI/RV/06/2019/11476
Registered Valuer SFA

Chapter: 4

Report on Land & Building

Computation of Estimated Current Fair Value of Land & Building of M/s. Mangalam Cement Limited

Based upon our analysis of the documents procured and information provided to us. The following is the current fair value of land & building.

Summary of Valuation **(Rs. in Lakhs)**

Particulars	WDV/Book Value as on 31.03.2019	Current Replacement Cost
Freehold	2,075.20	9,506.34
Leasehold	1,772.40	1,772.40
Buildings	7,672.32	8,828.88
TOTAL:	**11519.92**	**20107.62**

- Valuation has been done based on the current replacement cost method as per the physical condition of the assets seen during physical inspection.

DARISIPUDI V RAJ KUMAR
REGISTERED VALUER
IBBI/RV/01/2018/10031

A. Freehold Land:

Location	Year of Acquisition	Type	Area	Original Cost	Index Cost	Market Rate	Value considered by us	Refer Annexure
Commercial plot Kota	1982	Vacant Land	7684 Sq.ft	2.60	31.02	8,000 per Sq. ft	614.72	1
Farm house at Gurugram	1982	Vacant Land	2 Acre	8.10	96.63	1,82,39,000 per Acres	364.78	3
Plot at Kota	1993	Land with Building	3574 Sq. ft	380.27	2034.36	7,895 per Sq. ft	282.17	1
Industrial Plot Aligarh	1993	Vacant Land	120727.01 Sq. meter	1084.7	5802.90	5,000 per Sq. meter.	6036.35	2
Land at Dangalhedi	1994	Vacant Land	182.75 bigha	218.72	1069.40	10,00,000 per bigha	1827.5	See note-1
Additions	2018-19	-	-	380.81	0.00	-	380.81	See note-2
TOTAL:				2075.20	9034.31		9506.33	

Note:

1. We have obtained Market Rate from the Local Market Survey & Local Property Agents, where the land is situated, current rate of land in Dangalhedi is Ranging from Rs. 8.00 Lakhs to Rs. 12.00 Lakhs per Bigha.

   However, on a conservative side we have considered the average rate of Rs. 10.00 lakhs while ascertaining the Fair Market Value.

2. We have valued the Additions during the year of Rs. 380.81 Lakhs at Original Cost, on the basis of information obtained from the Company, these assets are brought into account very close to the Financial period ending.

D.V. RAJ KUMAR IBBI/RV/ 01/2019 100 Registered

Annexure – 1

Commercial Plot at Kota

-1-

कार्यालय उप पंजीयक प्रथम, कोटा

कोटा शहर की 60 फीट से अधिक चौड़ी सड़क मुख्य सड़क तथा 60 फीट तक लिंक रोड वाली कॉलोनीयों की दरें तथा कोटा शहर की सम्पूर्ण बहुमंजिली इमारतों (फ्लेट), व्यावसायिक कटला में जिस कॉलोनी में स्थित हैं उस कॉलोनी की मुख्य सड़क की दरें लागू होंगी।

अ. मुख्य सड़क ब. लिंक रोड

क्र. सं.	नाम कॉलोनी	वर्तमान बाजार दर प्रतिवर्गफुट में।				प्रस्तावित बाजार दर प्रतिवर्गफुट में।			
		आवासीय		व्यवसायिक		आवासीय		व्यवसायिक	
		अ.	ब.	अ	ब.	अ.	ब.	अ	ब.
1	अशोक कॉलोनी.	1022	847	3363	3028	1431	1101	4708	3936
2	एरोड्रम चौराहा	0	0	7043	0	0	0	9860	0
3	गुमानपुरा	1734	1545	6724	6149	2428	2009	9414	7994
4	रावतभाटा बस स्टैण्ड से घोड़े वाले चौराहे तक	1734	1545	6724	6149	2428	2009	9414	7994
5	गुमानपुरा न्यू कॉलोनी	1734	1545	6724	6149	2428	2009	9414	7994
6	बड़वाड़ा	963	774	2694	2112	1348	1006	3772	2746
7	न्यू ग्रेन मण्डी	541	461	3363	3028	757	599	4708	3936
8	बलल्भबाड़ी	1850	1683	5044	4206	2590	2188	7062	5468
9	बलल्भनगर	2025	1850	5044	4206	2835	2405	7062	5468
10	भीमगंज मण्डी	1348	1152	5952	5386	1887	1498	8333	7002
11	भीमनगर	1348	1152	5952	5386	1887	1498	8333	7002
12	सकतपुरा	672	592	2025	1683	941	770	2835	2188
13	अम्बेडकर नगर सकतपुरा	672	592	2025	1683	941	770	2835	2188
14	पंचवटी सकतपुरा	672	592	2025	1683	941	770	2835	2188
15	शोपिंग सेन्टर	2025	1850	6892	5887	2835	2405	9649	7653
16	सुखधाम	1923	1545	3843	3466	2692	2009	5380	4506
17	शक्ति नगर	1923	1545	3843	3466	2692	2009	5380	4506
18	सिविल लाईन	1923	1545	3843	3466	2692	2009	5380	4506
19	महालक्ष्मी टॉवर	1923	1545	3843	3466	2692	2009	5380	4506
20	सिन्धी कॉलोनी गुमानपुरा	1022	927	3363	3074	1431	1205	4708	3896
21	मोहन लाल सुखाड़िया					1500	1200	2500	2000
22	करणी नगर					1500	1200	2500	2000
23	बालिता मेन रोड (चेतक सर्किल से कमालू के बाग तक दोनो ओर)					1500		3000	
24	बूंदी मेन रोड (चेतक सर्किल से गणेशपाल तक दोनो ओर)					2500		6000	
25	एमराल्ड रेजीडेन्सी					2000		5000	

जिला पंजीयक
जिला कोटा (राज.)

उप पंजीयक
कोटा

V. RAJKUMAR
1881/RVI
01/2016
10011
Registered

1. The market value of the land in Kota is ranging between Rs. 6000 to Rs. 10000 per Sq. Ft. the circle rate of such area is Rs. 8333 per Sq. ft. However, on a conservative side we have considered the rate of Rs. 8000 per Sq. Ft. for the computation of fair Market Value in case of Land, having an area of 7684 Sq. Ft.

2. The market value of the land in the above location, where the land is situated, we have obtained Market Rate from the Local Market Survey & Local Property Agents, which ranging between Rs. 7500 per Sq. Ft. to Rs. 8290 per Sq. Ft. therefore, we have considered Rs. 7895 per Sq. Ft. for the computation of fair Market Value in case of Land having an area of 3574 Sq. Ft even though the circle rate is Rs. 8333 per Sq. Ft.

Annexure – 2

Land at Aligarh

Industrial land in Aligarh - Industrial land for sale in Aligarh

Industrial La Aligarh Buy

Highlights: Resale / Possession By Mar 2019

Description : Land is having much front. It could be used for plots etc

Plot Area : 2800 Sq. Yards @ ₹ 4500/Sq. Yards Feedback

Highlights: Resale / Ready to move / Immediate

Description : Industrial lands/plots available for sell Located in Iohsara Available at an price of 1.26 crore. It is a on-Road p... read more

Rate per Sq. Meter –

Rs. 4500 per Sq. Yards is equivalent to Rs. 5382 per Sq. Meters.

(Rs. 4500/ 9*10.764)

We have considered Rs. 5000 per Sq. Meter while computation of fair Market Value.

V RAJ KUMAR IBBI/RV/01/2018/10031 Valuer

Annexure – 3

Vacant Land at Gurugram:

(Left blank purposefully)

D V RAJ KUMAR
IBBI/RV/
01/2018/
10031
Registered Valuer

B. Leasehold Land

Leasehold Land reflects an amount of Rs. 1772.40 lakhs in the audited Financial Statements of the company as on 31.03.2019.

Leasehold lands are valued at an amount equivalent to Unamortized value of Lease Premium Paid.

Therefore, we have considered the entire amount of Rs. 1772.40 lakhs, while computing the Current Fair value of the Leasehold land relied upon the Audited Financial Statements of the Company, as on 31.03.2019.

D. KUMAR IBBI/RV/ 01/2018/ 10031 Registered Valuer

A. Buildings:

WDV of Buildings reflects an amount of Rs. 7672.32 lakhs in the audited Financial Statements of the company as on 31.03.2019.

The broad details of Assets Ledger along with valuations are attached marked Annexure - 4

I, hereby certify that, as a part of the valuation team of Mr. Sanjai Kumar Gupta for this assignment, I have ascertained the above Current Fair Value of asset category "Land & Building" of M/s Mangalam Cement Limited in compliance of the mandate received from the client company.

D V RAJ KUMAR IBBI/RV/01/2018/10031 Registered Valuer

Darisipudi Veerraju Rajkumar
IBBI Registered Valuer – Land & Building
IBBI Registration No. IBBI/RV/01/2018/10031

Asset description	Capitalized on	Useful Life	Actual Life	Balance Life	APC FY start	Curr.bk.val.	Current Replacement Cost	Depreciation	Depreciated value of assets	Market reduction/ Obsolence factor	Value Considered by Us
STACKER & RECLAIMER SHED	26-09-2016	60	3	57	23,49,98,242	15,40,63,776	25,90,53,180	1,23,05,026	24,67,48,154	20%	197398523
COAL SHED	14-06-2016	30	3	27	6,38,47,147	6,36,90,969	7,69,96,855	73,14,701	6,96,82,154	20%	55745723
STORES BUILDING	01-10-2016	30	3	27	55,34,872	54,83,469	61,01,434	5,79,636	55,21,798	20%	4417438
STORES BUILDING /Electrical System	01-10-2016	30	3	27	18,44,957	16,75,133	20,33,811	1,93,212	18,40,599	20%	1472479
STORES BUILDING/Water Supply	01-10-2016	30	3	27	13,83,718	12,74,234	15,25,358	1,44,909	13,80,449	20%	1104359
STORES BUILDING/Othe Misc. Items	01-10-2016	30	3	27	4,61,239	4,24,744	5,08,452	48,303	4,60,149	20%	368120
ADMINISTRATION AND TIME OFFICE	01-10-2016	30	3	27	31,91,271	38,45,258	35,17,937	3,34,204	31,83,733	20%	2546986
ADMINISTRATION AND TIME OFFICE/Electrical System	01-10-2016	30	3	27	8,84,843	8,03,416	9,75,417	92,665	8,82,753	20%	706202
ADMINISTRATION AND TIME OFFICE/Water Supply	01-10-2016	30	3	27	6,63,632	6,11,139	7,31,563	69,498	6,62,064	20%	529651
ADMINISTRATION AND TIME OFFICE/Othe Misc. Items	01-10-2016	30	3	27	2,21,211	2,03,713	2,43,855	23,166	2,20,688	20%	176551
ROAD AND FLOORING	01-08-2017	30	2	28	1,04,62,586	2,88,79,111	1,10,96,682	7,02,790	1,03,93,892	20%	8315114
TEMPORARY BUILDING	28-02-1981	3	38	-35	95,708	0	4,785	0	4,785	20%	3828
TEMPORARY BUILDING	31-12-1981	3	38	-35	1,433	0	72	0	72	20%	57
TEMPORARY BUILDING	31-12-1982	3	37	-34	1,311	0	66	0	66	20%	52
CLINKER CONVEYOR	31-03-1981	30	38	-8	2,319	1,361	116	0	116	20%	93
CRUSHER HOUSE	28-02-1981	30	38	-8	25,382	1,269	1,269	0	1,269	20%	1015
RAW MILL HOUSE	28-02-1981	30	38	-8	1,61,632	8,082	8,082	0	8,082	20%	6465
KILN CONTROL ROOM	28-02-1981	30	38	-8	1,83,273	9,164	9,164	0	9,164	20%	7331
FLOORING IN ESP AREA	28-02-1981	30	38	-8	7,549	377	377	0	377	20%	302
CEMENT MILL COMPRESSOR HOUSE	28-02-1981	30	38	-8	2,05,932	10,297	10,297	0	10,297	20%	8237

DARISIPUDI V RAJ KUMAR
REGISTERED VALUER
IBBI/RV/01/2018/10031

GUNNY BAG GDWN. & PRTNG. HOUSE	28-02-1981	30	38	-8	6,94,420	34,721	34,721	0	34,721	20%	27777
COMPRESSOR HOUSE	28-02-1981	30	38	-8	2,80,022	14,001	14,001	0	14,001	20%	11201
6.6 KV SUB STATION	28-02-1981	30	38	-8	2,34,558	11,728	11,728	0	11,728	20%	9382
PUMP HOUSE	28-02-1981	30	38	-8	70,164	3,508	3,508	0	3,508	20%	2807
WORK SHOP	28-02-1981	30	38	-8	4,73,192	23,660	23,660	0	23,660	20%	18928
STORES & MACHINERY GODOWN	28-02-1981	30	38	-8	5,06,669	25,333	25,333	0	25,333	20%	20267
LABORATORY & ENGG. OFFICE	28-02-1981	30	38	-8	5,31,656	26,583	26,583	0	26,583	20%	21266
MINES OFFICE	28-02-1981	30	38	-8	1,45,594	7,280	7,280	0	7,280	20%	5824
MINES COMPRESSOR HOUSE	28-02-1981	30	38	-8	48,235	2,412	2,412	0	2,412	20%	1929
QUARRY SUB STATION	28-02-1981	30	38	-8	27,850	1,393	1,392	0	1,392	20%	1114
MAGZINE HOUSE	28-02-1981	30	38	-8	69,531	3,477	3,477	0	3,477	20%	2781
SANITATION BLOCK BELOW RAW MILL	28-02-1981	30	38	-8	14,549	727	727	0	727	20%	582
SANITATION BLOCK BEHIND STORES	28-02-1981	30	38	-8	3,128	156	156	0	156	20%	125
SANITTN. BLK. UNDER CLIN. CONV.	28-02-1981	30	38	-8	16,337	817	817	0	817	20%	653
LIME STONE CONVEYOR TRESSES	28-02-1981	30	38	-8	2,14,869	10,743	10,743	0	10,743	20%	8595
CRANE GANTRY TRESSES	28-02-1981	30	38	-8	31,91,183	1,59,559	1,59,559	0	1,59,559	20%	127647
B & S SILO SHED & CLIDING	28-02-1981	30	38	-8	34,522	1,726	1,726	0	1,726	20%	1381
KILN FEED SHED & CLIDING	28-02-1981	30	38	-8	6,214	311	311	0	311	20%	249
RAW MILL SHED	28-02-1981	30	38	-8	1,71,201	8,560	8,560	0	8,560	20%	6848
RAW MILL CONVEYOR TRESSES	28-02-1981	30	38	-8	85,582	4,279	4,279	0	4,279	20%	3423
KILN SHED	28-02-1981	30	38	-8	5,092	255	255	0	255	20%	204
ESP MOTOR SHED	28-02-1981	30	38	-8	12,032	602	602	0	602	20%	481
CLINKER COOLER MOTOR SHED	28-02-1981	30	38	-8	14,292	715	715	0	715	20%	572
CLINKER CONVEYOR TRESSES	28-02-1981	30	38	-8	1,30,660	6,533	6,533	0	6,533	20%	5226
COAL CONVEYOR TRESSES	28-02-1981	30	38	-8	2,39,322	11,966	11,966	0	11,966	20%	9573
CEMENT SHED & CLIDING	28-02-1981	30	38	-8	45,684	2,284	2,284	0	2,284	20%	1827

IBBI/RV/01/2018/10031

GARAGE & REPAIR SHOP	28-02-1981	30	38	-8	2,45,110	12,255	12,255	0	12,255	20%	9804
FIRE BRICKS PLATEFORM & SHED	28-02-1981	30	38	-8	19,174	959	959	0	959	20%	767
ELECTRIC SUB STATION STAFF COLONY	28-02-1981	30	38	-8	1,82,961	9,148	9,148	0	9,148	20%	7318
CRUSHER HOUSE	31-12-1981	30	38	-8	40,068	2,003	2,003	0	2,003	20%	1603
KILN FEED WALL	31-12-1981	30	38	-8	12,347	617	617	0	617	20%	494
B & S SILO HOUSE	31-12-1981	30	38	-8	2,830	142	142	0	142	20%	113
RAW MILL HOUSE	31-12-1981	30	38	-8	11,377	569	569	0	569	20%	455
ROOM BELOW RAW MILL HOPPER	31-12-1981	30	38	-8	2,641	132	132	0	132	20%	106
FLOORING IN ESP AREA	31-12-1981	30	38	-8	914	46	46	0	46	20%	37
COAL MILL HOUSE	31-12-1981	30	38	-8	15,235	762	762	0	762	20%	609
CEMENT MILL COMPRESSOR HOUSE	31-12-1981	30	38	-8	61,003	3,050	3,050	0	3,050	20%	2440
CEMENT MILL HOUSE	31-12-1981	30	38	-8	54,095	2,705	2,705	0	2,705	20%	2164
GUNY. BAG. GDWN. & PRTNG. HOUSE	31-12-1981	30	38	-8	62,722	3,136	3,136	0	3,136	20%	2509
PACKING PLANT HOUSE	31-12-1981	30	38	-8	28,121	1,406	1,406	0	1,406	20%	1125
WORK SHOP	31-12-1981	30	38	-8	11,971	599	599	0	599	20%	479
STORES & MACHINERY GODOWN	31-12-1981	30	38	-8	4,310	216	216	0	216	20%	172
LABORATORY & ENGG. OFFICE	31-12-1981	30	38	-8	470	24	24	0	24	20%	19
TIME OFFICE	31-12-1981	30	38	-8	10,803	540	540	0	540	20%	432
SANITATION BLOCK BEHIND WORK SHOP	31-12-1981	30	38	-8	30,921	1,546	1,546	0	1,546	20%	1237
SANITATION BLOCK PACKING PLANT	31-12-1981	30	38	-8	38,186	1,909	1,909	0	1,909	20%	1527
OFFICE BELOW KILN	31-12-1981	30	38	-8	12,691	635	635	0	635	20%	508
EXCISE OFFICE	31-12-1981	30	38	-8	69,336	3,467	3,467	0	3,467	20%	2773
SECURITY ROOM MAIN GATE	31-12-1981	30	38	-8	2,539	127	127	0	127	20%	102
LIME STONE CRUSHER SHED & CLIDING	31-12-1981	30	38	-8	1,81,113	9,056	9,056	0	9,056	20%	7245
LIME STONE CONVEYOR TRESSES	31-12-1981	30	38	-8	17,838	892	892	0	892	20%	714

IBBI/RV/01/2019/10031

CRANE GANTRY TRESSES	31-12-1981	30	38	-8	3,04,180	15,209	15,209	0	15,209	20%	12167
B & S SILO SHED & CLIDING	31-12-1981	30	38	-8	17,686	884	884	0	884	20%	707
KLIN FEED SHED & CLIDING	31-12-1981	30	38	-8	37,100	1,855	1,855	0	1,855	20%	1484
RAW MILL SHED	31-12-1981	30	38	-8	25,629	1,281	1,281	0	1,281	20%	1025
WG GAS FAN MOTOR SHED	31-12-1981	30	38	-8	11,561	578	578	0	578	20%	462
KILN SHED	31-12-1981	30	38	-8	16,958	848	848	0	848	20%	678
ESP MOTOR SHED	31-12-1981	30	38	-8	717	36	36	0	36	20%	29
CLINKER CONVEYOR TRESSES	31-12-1981	30	38	-8	6,363	318	318	0	318	20%	255
COAL MILL SHED & CLIDING	31-12-1981	30	38	-8	2,11,410	10,571	10,570	0	10,570	20%	8456
COAL MILL CONVEYOR TRESSES	31-12-1981	30	38	-8	2,549	127	127	0	127	20%	102
CEMENT MILL SHED & CLIDING	31-12-1981	30	38	-8	40,230	2,011	2,011	0	2,011	20%	1609
CEMENT SILO SHED	31-12-1981	30	38	-8	27,704	1,385	1,385	0	1,385	20%	1108
PACKING PLANT SHED & CLIDING	31-12-1981	30	38	-8	1,69,228	8,461	8,461	0	8,461	20%	6769
GARAGE & REPAIRS SHOP	31-12-1981	30	38	-8	6,128	306	306	0	306	20%	245
FIRE BRICKS PLATEFORM & SHED	31-12-1981	30	38	-8	32,106	1,605	1,605	0	1,605	20%	1284
SHED FOR TRANF. BHND. LT SUB STN.	31-12-1981	30	38	-8	9,097	455	455	0	455	20%	364
CRANE GANTRY TRESSES	31-12-1982	30	37	-7	4,657	233	233	0	233	20%	186
RAW MILL SHED	31-12-1982	30	37	-7	9,602	480	480	0	480	20%	384
KILN FEED	31-12-1982	30	37	-7	11,441	572	572	0	572	20%	458
ESP MOTOR SHED	31-12-1982	30	37	-7	7,701	385	385	0	385	20%	308
COAL MILL SHED	31-12-1982	30	37	-7	3,835	192	192	0	192	20%	153
GARAGE & REPAIRS SHOP	31-12-1982	30	37	-7	2,647	132	132	0	132	20%	106
FIRE BRICKS PLATEFORM & SHED	31-12-1982	30	37	-7	777	39	39	0	39	20%	31
FILTERATION PLANT	31-12-1982	30	37	-7	2,18,872	10,944	10,944	0	10,944	20%	8755
ROOM UNDER CLINKER CONVEYOR	31-12-1982	30	37	-7	1,598	80	80	0	80	20%	64
SANITATION BLOCK NEAR TIME OFF.	31-12-1982	30	37	-7	7,451	373	373	0	373	20%	298

1881/KV/01/2018/10031 Registered Valuer

SHED NEAR WORK SHOP	31-12-1982	30	37	-7	13,361	668	668	0	668	20%	534
LOCO SHED	31-12-1982	30	37	-7	54,995	2,750	2,750	0	2,750	20%	2200
SHED NEAR STORES	31-12-1982	30	37	-7	18,779	939	939	0	939	20%	751
PUMP HOUSE SHED IN MINES AREA	31-12-1982	30	37	-7	1,138	57	57	0	57	20%	46
PUMP SHED IN DUG WELL NO. 2	31-12-1982	30	37	-7	3,360	168	168	0	168	20%	134
REST SHELTER IN MINES AREA	31-12-1982	30	37	-7	7,864	393	393	0	393	20%	315
PUMP SHED IN DUG WELL NO.I	31-12-1982	30	37	-7	2,275	114	114	0	114	20%	91
TOILET BLOCK IN MINES AREA	31-12-1982	30	37	-7	4,624	231	231	0	231	20%	185
SCRAP BIN	31-12-1982	30	37	-7	2,947	147	147	0	147	20%	118
SHED NEAR STORES	31-12-1983	30	36	-6	22,820	1,141	1,141	0	1,141	20%	913
SECURITY OFFICE	31-12-1983	30	36	-6	45,353	2,268	2,268	0	2,268	20%	1814
GUNNY BAG PLATEFORM NEAR P.PLANT	31-12-1983	30	36	-6	4,552	228	228	0	228	20%	182
OIL GODOWN NEAR STORES	31-12-1983	30	36	-6	4,424	221	221	0	221	20%	177
DIESEL PUMP HOUSE	31-12-1983	30	36	-6	34,693	1,735	1,735	0	1,735	20%	1388
WEIGH BRIDGE HOUSE	31-12-1983	30	36	-6	60,592	3,030	3,030	0	3,030	20%	2424
TRUCK LOADING PLATEFORM	31-12-1983	30	36	-6	4,947	247	247	0	247	20%	198
POZZOLANA HOPPER & CLIDING	31-12-1983	30	36	-6	24,505	1,225	1,225	0	1,225	20%	980
DG SET HOUSE	31-12-1983	30	36	-6	4,68,961	23,448	23,448	0	23,448	20%	18758
SHED FOR KILN FEED LIFT	31-12-1984	30	35	-5	3,349	167	167	0	167	20%	134
GYPSUM YARD SIDE SHEETING	31-12-1984	30	35	-5	71,829	3,591	3,591	0	3,591	20%	2873
CYCLE STAND	31-12-1984	30	35	-5	8,015	401	401	0	401	20%	321
ROOM AT 6.6 KV SUB STATION	31-12-1984	30	35	-5	6,011	301	301	0	301	20%	240
EXTN. OF ENGG. OFFICE	31-12-1985	30	34	-4	4,46,231	22,312	22,312	0	22,312	20%	17849
ROOM AT DG SET HOUSE	31-12-1985	30	34	-4	15,817	791	791	0	791	20%	633
LODDER AT PACKING PLANT	31-12-1985	30	34	-4	11,330	567	567	0	567	20%	453

IBBI/RV/ 01/2018/ 10031 Registered Valuer

FLOORING WORK IN PLANT AREA	31-12-1985	30	34	-4	41,872	2,094	2,094	0	2,094	20%	1675
DRAINS COVERING AT DG SET	31-12-1985	30	34	-4	10,796	540	540	0	540	20%	432
SIDE SHEETING IN CRANE GANTRY	31-12-1985	30	34	-4	2,34,228	11,711	11,711	0	11,711	20%	9369
MOTOR GARAGE	31-12-1985	30	34	-4	23,820	1,191	1,191	0	1,191	20%	953
AIR WASHER ROOM	31-12-1985	30	34	-4	28,724	1,436	1,436	0	1,436	20%	1149
ROOM AT DG SET	31-12-1986	30	33	-3	12,885	644	644	0	644	20%	515
EXTN. OF FIRE BRICKS GODOWN	31-12-1986	30	33	-3	40,150	2,008	2,008	0	2,008	20%	1606
ROOM AT STORES	31-12-1986	30	33	-3	52,092	2,605	2,605	0	2,605	20%	2084
RETAINING WALL CRANE GANTRY	31-12-1986	30	33	-3	2,42,601	12,130	12,130	0	12,130	20%	9704
FLOORING WORK IN PLANT AREA	31-12-1986	30	33	-3	70,163	3,508	3,508	0	3,508	20%	2807
AIR WASHER ROOM 6.6 KV	31-12-1986	30	33	-3	33,252	1,663	1,663	0	1,663	20%	1330
CRANE GANTRY SIDE SHEETING	31-12-1986	30	33	-3	2,86,128	14,306	14,306	0	14,306	20%	11445
ROOM AT RAW MILL	31-12-1987	30	32	-2	13,283	664	664	0	664	20%	531
TRANSFORMER ROOM S.VIHAR	31-12-1987	30	32	-2	6,507	325	325	0	325	20%	260
COMPUTER ROOM IN ENGG.OFFICE	31-12-1987	30	32	-2	38,597	1,930	1,930	0	1,930	20%	1544
BOUNDARY WALL DG SET	31-12-1987	30	32	-2	3,114	156	156	0	156	20%	125
ROOM NEAR CRUSHER	31-12-1987	30	32	-2	11,245	562	562	0	562	20%	450
EXTN. OF ENGG. OFFICE	31-12-1987	30	32	-2	50,861	2,543	2,543	0	2,543	20%	2034
OIL ROOM AT MINES WORK SHOP	31-03-1989	30	30	0	8,046	402	402	0	402	20%	322
RETAINING WALL AT CRANE GANTRY	31-03-1989	30	30	0	93,388	4,669	4,669	0	4,669	20%	3736
CYCLE STAND NEAR TIME OFFICE	31-03-1989	30	30	0	27,834	1,392	1,392	0	1,392	20%	1113
SIDE SHEETING AT CRANE GANTRY	31-03-1989	30	30	0	2,48,969	12,448	12,448	0	12,448	20%	9959
EXTN. OF TIME OFFICE	31-03-1989	30	30	0	41,316	2,066	2,066	0	2,066	20%	1653

D.V. RAJ KUMAR IBBI/RV/01/2018/10031 Registered Valuer

SCOOTER STAND NEAR ENGG. OFFICE	31-03-1990	30	29	1	15,451	1,096	773	0	773	20%	618
SHED FOR TRUCK LOADING PLATEFORM	31-03-1990	30	29	1	34,788	2,564	1,739	0	1,739	20%	1392
DG SET HOUSE NO.3	31-03-1991	30	28	2	12,13,668	1,17,796	72,75,911	64,51,307	8,24,603	20%	659683
FLOORING AT MINES DIESEL TANK	31-03-1991	30	28	2	39,074	3,761	2,34,246	2,07,698	26,548	20%	21238
CRANE GANTRY SIDE SHEETING	31-03-1991	30	28	2	2,83,128	28,378	16,97,342	15,04,977	1,92,365	20%	153892
TRANSFORMER SHED STAFF COLONY	31-03-1992	30	26	4	1,142	57	5,584	4,598	987	20%	789
TRANSFORMER SHED MINES	31-03-1992	30	26	4	18,246	2,192	89,209	73,449	15,760	20%	12608
AMONIA NITRATE ROOM AT MINES	31-03-1992	30	26	4	63,766	8,193	3,11,775	2,56,695	55,080	20%	44064
ROOM AT ESP BUILDING	31-03-1992	30	26	4	6,910	852	33,787	27,818	5,969	20%	4775
THYRASTER ROOM AT KILN CONTROL ROOM	31-03-1992	30	26	4	1,17,254	14,822	5,73,294	4,72,012	1,01,282	20%	81026
REST SHELTER (MINES)	31-03-1993	30	25	5	56,325	8,545	2,75,394	2,18,021	57,374	20%	45899
SCOOTER STAND (TIME OFFICE)	31-03-1993	30	25	5	78,751	12,337	3,85,041	3,04,824	80,217	20%	64174
VEHICLE SHED (NEAR SECURITY OFFICE)	31-03-1994	30	24	6	34,247	6,075	1,57,748	1,19,889	37,860	20%	30288
ROOM AT SECURITY OFFICE	31-03-1995	30	23	7	15,805	3,426	67,101	48,872	18,229	20%	14583
MAGAZINE BUILDING	31-03-1998	30	21	9	4,89,448	1,49,913	16,63,564	11,06,270	5,57,294	20%	445835
COMPRESSOR HOUSE AT MINES	31-03-1998	30	21	9	2,09,273	63,286	7,11,290	4,73,008	2,38,282	20%	190626
ROOM FOR DUST SUPERIER SYSTEM	31-03-1998	30	21	9	69,179	20,672	2,35,131	1,56,362	78,769	20%	63015
WATCHMAN REST SHELER(MAG.BLDG.)	31-03-1999	30	20	10	1,78,092	62,051	5,46,179	3,45,914	2,00,266	20%	160213
REST SHELTER MAIN GATE FOR TRUCK DRIVERS	31-03-1999	30	20	10	3,33,405	1,13,339	10,22,499	6,47,583	3,74,916	20%	299933
TRUCK DRIVER REST SHELTER	31-03-2000	30	19	11	69,032	25,568	1,93,290	1,16,296	76,994	20%	61595

CA RAJ KUMAR IBBI/RV/01/2018/10031 Registered Valuer

RECORD ROOM AT ACCOUNTS DEPT.	31-03-2000	30	19	11	1,20,497	45,234	3,37,392	2,02,997	1,34,394	20%	107515
D.G.BUILDING EXTENTION (CWIP)	30-09-2000	30	19	11	3,58,766	1,41,513	10,04,545	6,04,401	4,00,144	20%	320115
GAS GODOWN AT STORE	30-09-2005	30	14	16	2,62,669	1,41,759	6,50,861	2,88,548	3,62,313	20%	289850
OFFICE CUM RECORD ROOM EXTEN. AT A/CS	30-09-2006	30	13	17	1,56,052	92,001	3,73,458	1,53,740	2,19,718	20%	175774
TWO ROOM AT MINESW/S	31-03-2008	30	11	19	1,85,434	1,16,015	4,02,492	1,40,202	2,62,291	20%	209833
ACAUSTIC TREATMENT OF DGSET,DG BUILDING	31-03-2008	30	11	19	25,53,761	16,20,428	55,43,048	19,30,828	36,12,220	20%	2889776
ACAUSTIC TREATMENT OF DGSET,DG BUILDING	31-03-2008	30	11	19	8,51,254	5,11,017	18,47,683	6,43,609	12,04,073	20%	963259
ACAUSTIC TREATMENT OF DGSET,DG BUILDING	31-03-2008	30	11	19	6,38,440	4,05,107	13,85,762	4,82,707	9,03,055	20%	722444
ACAUSTIC TREATMENT OF DGSET,DG BUILDING	31-03-2008	30	11	19	2,12,813	1,35,036	4,61,921	1,60,902	3,01,018	20%	240815
SHED FORDRILL MACH&EXPLOSIVE VAN,MINES	31-03-2008	30	11	19	8,29,190	5,31,953	17,99,793	6,26,928	11,72,865	20%	938292
SHED FORDRILL MACH&EXPLOSIVE VAN,MINES	31-03-2008	30	11	19	2,76,397	1,75,246	5,99,931	2,08,976	3,90,955	20%	312764
SHED FORDRILL MACH&EXPLOSIVE VAN,MINES	31-03-2008	30	11	19	2,07,298	1,32,988	4,49,948	1,56,732	2,93,216	20%	234573
SHED FORDRILL MACH&EXPLOSIVE VAN,MINES	31-03-2008	30	11	19	69,099	44,329	1,49,983	52,244	97,739	20%	78191
AMONIUM NITRATE ROOM AT MINES	31-03-2009	30	10	20	94,444	61,550	1,93,024	61,124	1,31,900	20%	105520
TRANSFORMER ROOM AT S/V	31-03-2010	30	9	21	4,78,557	3,34,421	9,05,378	2,58,033	6,47,345	20%	517876
ROAD,BOUNDRY WALL KTPS KOTA	31-03-2010	30	9	21	12,89,767	0	24,40,100	6,95,428	17,44,671	20%	1395737
EXTN. OF ENGG. BUILDING	31-05-2010	30	9	21	41,93,881	29,97,573	79,34,370	22,61,295	56,73,074	20%	4538460
EXTN. OF ENGG. BUILDING	31-05-2010	30	9	21	13,97,960	9,55,612	26,44,790	7,53,765	18,91,025	20%	1512820
EXTN. OF ENGG. BUILDING	31-05-2010	30	9	21	10,48,470	7,49,393	19,83,592	5,65,324	14,18,269	20%	1134615

IBBI/RV/ 01/2018/ 10031 Registered Valuer

EXTN. OF ENGG. BUILDING	31-05-2010	30	9	21	3,49,490	2,49,798	6,61,197	1,88,441	4,72,756	20%	378205
NEW LOCO SHED RLY TRACK	31-12-2010	30	9	21	32,15,684	23,60,677	60,83,726	17,33,862	43,49,864	20%	3479892
NEW LOCO SHED RLY TRACK	31-12-2010	30	9	21	8,03,921	5,90,169	15,20,932	4,33,466	10,87,466	20%	869973
EXTN. OF GYP. STORE YARD	31-12-2010	30	9	21	10,99,051	8,06,828	20,79,286	5,92,596	14,86,689	20%	1189352
EXTN. OF GYP. STORE YARD	31-12-2010	30	9	21	3,14,015	2,20,997	5,94,082	1,69,313	4,24,768	20%	339815
EXTN. OF GYP. STORE YARD	31-12-2010	30	9	21	1,57,007	1,15,261	2,97,041	84,657	2,12,384	20%	169907
COMMON PROPERTY WORK KSTPS KOTA	07-10-2010	30	9	21	28,31,405	0	53,56,712	15,26,663	38,30,049	20%	3064039
VISITORS ROOM AT SECURITY GATE	28-01-2013	30	6	24	3,24,152	2,65,595	4,53,813	86,224	3,67,588	20%	294071
LAB RENOVATION	30-09-2013	30	6	24	36,31,364	29,95,852	50,83,909	9,65,943	41,17,967	20%	3294373
LAB RENOVATION	30-09-2013	30	6	24	12,10,455	9,66,007	16,94,636	3,21,981	13,72,656	20%	1098124
LAB RENOVATION	30-09-2013	30	6	24	9,07,841	7,48,963	12,70,977	2,41,486	10,29,492	20%	823593
LAB RENOVATION	30-09-2013	30	6	24	3,02,614	2,49,654	4,23,659	80,495	3,43,164	20%	274531
VFD FOR VRPM MAIN DRIVE ROOM	10-10-2013	30	6	24	2,72,984	2,25,458	3,82,178	72,614	3,09,564	20%	247651
CRUSHER HOUSE	31-03-1981	30	38	-8	1,02,387	67,979	5,119	0	5,119	20%	4095
RAW MILL HOUSE	31-03-1981	30	38	-8	2,73,919	1,81,905	13,696	0	13,696	20%	10957
KILN HOUSE	31-03-1981	30	38	-8	3,35,248	2,22,619	16,762	0	16,762	20%	13410
KILN HOUSE	31-03-1981	30	38	-8	40,908	13,751	2,045	0	2,045	20%	1636
KILN HOUSE	31-03-1981	30	38	-8	28,536	9,954	1,427	0	1,427	20%	1141
ESP	31-03-1981	30	38	-8	13,815	7,896	691	0	691	20%	553
CEMENT MILL	31-03-1981	30	38	-8	4,97,867	3,30,630	24,893	0	24,893	20%	19915
GUNNY BAGS GODOWN&PRNTG.HOUSE	31-03-1981	30	38	-8	16,17,770	10,74,358	80,889	0	80,889	20%	64711
COMPRESSOR HOUSE	31-03-1981	30	38	-8	4,78,468	3,17,731	23,923	0	23,923	20%	19139
6.6 KV SUB STATION	31-03-1981	30	38	-8	5,33,037	3,53,979	26,652	0	26,652	20%	21321
PUMP HOUSE	31-03-1981	30	38	-8	1,31,342	75,137	6,567	0	6,567	20%	5254
WORKSHOP	31-03-1981	30	38	-8	10,03,334	6,66,288	50,167	0	50,167	20%	40133
STORES & MACH.GODOWN	31-03-1981	30	38	-8	11,09,787	7,37,001	55,489	0	55,489	20%	44391

C.V. RAJKUMAR IBBI/RV/01/2018/10031 Registered Valuer

LABORATORY & ENGG.OFFICE	31-03-1981	30	38	-8	14,92,208	10,01,521	74,610	0	74,610	20%	59688
TIME OFFICE	31-03-1981	30	38	-8	1,38,396	79,178	6,920	0	6,920	20%	5536
MINES OFFICE	31-03-1981	30	38	-8	1,23,793	70,822	6,190	0	6,190	20%	4952
MINES COMPRESSOR HOUSE	31-03-1981	30	38	-8	50,157	28,684	2,508	0	2,508	20%	2006
QUERRY SUB STATION	31-03-1981	30	38	-8	51,807	29,632	2,590	0	2,590	20%	2072
MAGZINE HOUSE	31-03-1981	30	38	-8	73,283	41,925	3,664	0	3,664	20%	2931
SANITATION BLOCK	31-03-1981	30	38	-8	2,06,957	1,18,395	10,348	0	10,348	20%	8278
SANITATION BLOCK	31-03-1981	30	38	-8	18,881	10,884	944	0	944	20%	755
LIMESTONE CRUSHER	31-03-1981	30	38	-8	5,02,406	2,87,455	25,120	0	25,120	20%	20096
CRANE GANTRY TRESSES	31-03-1981	30	38	-8	61,78,131	35,94,271	3,08,907	0	3,08,907	20%	247125
BLENDING&STO.SILO SHED CLDG.	31-03-1981	30	38	-8	93,281	53,365	4,664	0	4,664	20%	3731
KILN FEED SHED & CLDG.	31-03-1981	30	38	-8	79,162	45,303	3,958	0	3,958	20%	3166
RAW MILL SHED	31-03-1981	30	38	-8	5,46,453	3,12,640	27,323	0	27,323	20%	21858
KILN SHED	31-03-1981	30	38	-8	58,165	33,258	2,908	0	2,908	20%	2327
ESP MOTOR SHED	31-03-1981	30	38	-8	35,431	20,266	1,772	0	1,772	20%	1417
CLINKER COOLER MOTOR SHED	31-03-1981	30	38	-8	25,546	14,614	1,277	0	1,277	20%	1022
CLINKER CONVEYOR TRESSES	31-03-1981	30	38	-8	2,51,835	1,44,080	12,592	0	12,592	20%	10073
COAL CONVEYOR TRESSES	31-03-1981	30	38	-8	2,01,540	1,15,290	10,077	0	10,077	20%	8062
CEMENT MILL SHED AND CLDG.	31-03-1981	30	38	-8	1,53,496	87,798	7,675	0	7,675	20%	6140
FIRE BRICKS PLATFORM & SHED	31-03-1981	30	38	-8	2,52,078	1,44,213	12,604	0	12,604	20%	10083
LIMESTONE CRUS.SHED & CLDG.	31-03-1981	30	38	-8	3,22,898	1,84,736	16,145	0	16,145	20%	12916
WG FAN MOTOR SHED	31-03-1981	30	38	-8	20,610	11,800	1,031	0	1,031	20%	824
COAL MILL SHED & CLIDING	31-03-1981	30	38	-8	3,84,875	2,20,211	19,244	0	19,244	20%	15395
CEMENT SILO SHED	31-03-1981	30	38	-8	49,491	28,314	2,475	0	2,475	20%	1980
P/PLANT SHED & CLIDING	31-03-1981	30	38	-8	3,02,493	1,73,063	15,125	0	15,125	20%	12100
TRANSFR.SHED BEHIND LT SUB STN	31-03-1981	30	38	-8	26,378	15,524	1,319	0	1,319	20%	1055
LOCO SHED	31-03-1981	30	38	-8	1,11,001	64,051	5,550	0	5,550	20%	4440

D.V. RAO KUMAR Registered Valuer IBBI/RV/01/2018/10031

NEAR WORKSHOP	31-03-1981	30	38	-8	46,866	27,037	2,343	0	2,343	20%	1875
NEAR STORE	31-03-1981	30	38	-8	4,59,699	2,68,248	22,985	0	22,985	20%	18388
PUMP HOUSE SHED MINES AREA	31-03-1981	30	38	-8	11,257	6,509	563	0	563	20%	450
CANTEEN	31-03-1981	30	38	-8	2,62,503	1,51,700	13,125	0	13,125	20%	10500
CARRIAGE & REPAIR SHOP	31-03-1981	30	38	-8	2,53,561	69,561	12,678	0	12,678	20%	10142
ELEC.SUB STN.S.COLONY	31-03-1981	30	38	-8	2,79,766	1,60,077	13,988	0	13,988	20%	11191
KILN FEEDHOUSE (WALLS)	31-03-1981	30	38	-8	18,828	10,770	941	0	941	20%	753
B & S SILO HOUSE (ROOM)	31-03-1981	30	38	-8	4,376	2,502	219	0	219	20%	175
COAL MILL HOUSE	31-03-1981	30	38	-8	21,144	5,796	1,057	0	1,057	20%	846
EXCISE OFFICE	31-03-1981	30	38	-8	1,06,014	60,662	5,301	0	5,301	20%	4241
SECURITY ROOM MAIN GATE	31-03-1981	30	38	-8	52,920	30,870	2,646	0	2,646	20%	2117
FILTERATION PLANT	31-03-1981	30	38	-8	3,11,078	90,468	15,554	0	15,554	20%	12443
SCRAP PIN	31-03-1981	30	38	-8	4,765	1,393	238	0	238	20%	191
DEISEL PUMP HOUSE	31-03-1981	30	38	-8	98,413	57,433	4,921	0	4,921	20%	3937
WEIGH BRIDGE ON MAIN GATE	31-03-1981	30	38	-8	99,786	58,242	4,989	0	4,989	20%	3991
DG SET HOUSE	31-03-1981	30	38	-8	5,29,131	3,08,758	26,457	0	26,457	20%	21165
CYCLE STAND & MOTOR GARAGE	31-03-1981	30	38	-8	1,08,674	36,513	5,434	0	5,434	20%	4347
CRANE GANTRY	31-03-1981	30	38	-8	4,93,318	2,95,743	24,666	0	24,666	20%	19733
COMRESSOR HOUSE	31-03-1995	30	23	7	15,11,144	3,09,253	64,15,639	46,72,723	17,42,915	20%	1394332
ENGINEERING BLDG	31-03-1995	30	23	7	9,02,731	1,84,742	38,32,592	27,91,405	10,41,188	20%	832950
SHED & FLORING AT CLINKER STOCK PILES	31-03-1995	30	23	7	26,33,601	5,38,962	1,11,81,091	81,43,561	30,37,530	20%	2430024
SHED & FLORING AT CLINKER STOCK PILES	31-03-1995	30	23	7	8,77,867	1,79,654	37,27,030	27,14,520	10,12,510	20%	810008
SHED & FLORING AT CLINKER STOCK PILES	31-03-1995	30	23	7	6,58,400	1,34,740	27,95,273	20,35,890	7,59,382	20%	607506
SHED & FLORING AT CLINKER STOCK PILES	31-03-1995	30	23	7	2,19,467	44,913	9,31,758	6,78,630	2,53,127	20%	202502
GYPSUM STORAGE HALL	31-03-1995	30	23	7	3,13,409	64,139	13,30,593	9,69,115	3,61,478	20%	289182
LOAD CENTRE NO.1	31-03-1995	30	23	7	5,70,504	1,16,753	24,22,104	17,64,099	6,58,005	20%	526404
LOAD CENTRE NO.2	31-03-1995	30	23	7	20,70,747	4,23,775	87,91,464	64,03,116	23,88,348	20%	1910678
LOAD CENTRE NO.2	31-03-1995	30	23	7	6,90,249	1,41,258	29,30,488	21,34,372	7,96,116	20%	636893
LOAD CENTRE NO.2	31-03-1995	30	23	7	5,17,687	1,05,944	21,97,866	16,00,779	5,97,087	20%	477670

IBBI/RV/ 01/2018/ 10031 Registered Valuer

LOAD CENTRE NO.2	31-03-1995	30	23	7	1,72,562	35,315	7,32,622	5,33,593	1,99,029	20%	159223
LOAD CENTRE NO.3	31-03-1995	30	23	7	31,22,368	6,38,987	1,32,56,174	96,54,913	36,01,261	20%	2881008
LOAD CENTRE NO.3	31-03-1995	30	23	7	10,40,789	2,12,996	44,18,725	32,18,304	12,00,420	20%	960336
LOAD CENTRE NO.3	31-03-1995	30	23	7	7,80,592	1,59,747	33,14,043	24,13,728	9,00,315	20%	720252
LOAD CENTRE NO.3	31-03-1995	30	23	7	2,60,197	53,249	11,04,681	8,04,576	3,00,105	20%	240084
LOAD CENTRE NO.5	31-03-1995	30	23	7	7,69,896	1,57,558	32,68,633	23,80,654	8,87,979	20%	710383
PUMP HOUSE	31-03-1995	30	23	7	8,88,005	1,81,729	37,70,072	27,45,869	10,24,203	20%	819362
RETAINING WALL AT COAL GANTRY	31-03-1995	30	23	7	4,20,471	86,049	17,85,130	13,00,170	4,84,960	20%	387968
ROOM AT CEMENT MILL	31-03-1995	30	23	7	1,22,348	25,038	5,19,433	3,78,320	1,41,113	20%	112890
ROOM AT COAL MILL	31-03-1995	30	23	7	3,28,789	67,286	13,95,889	10,16,672	3,79,216	20%	303373
ROOM AT KILN	31-03-1995	30	23	7	1,51,711	31,047	6,44,095	4,69,116	1,74,979	20%	139983
ROOM AT KILN PLATE FORM	31-03-1995	30	23	7	48,136	9,851	2,04,365	1,48,846	55,519	20%	44415
ROOM AT PACKING PLANT	31-03-1995	30	23	7	10,34,097	2,11,626	43,90,312	31,97,611	11,92,701	20%	954161
ROOM AT PREHEATER	31-03-1995	30	23	7	1,99,699	40,868	8,47,832	6,17,504	2,30,328	20%	184262
ROOM AT RAW MATERIAL HOPPER	31-03-1995	30	23	7	1,21,405	24,845	5,15,431	3,75,405	1,40,025	20%	112020
ROOM AT RAW MILL	31-03-1995	30	23	7	1,52,087	31,124	6,45,695	4,70,281	1,75,414	20%	140331
SHED AT BAG FILTER PACKING PLANT	31-03-1995	30	23	7	6,48,734	1,32,762	27,54,235	20,06,001	7,48,234	20%	598587
SHED AT BLENDING SILO	31-03-1995	30	23	7	11,04,279	2,25,989	46,88,273	34,14,626	12,73,648	20%	1018918
SHED AT CEMENT SILO	31-03-1995	30	23	7	10,90,736	2,23,217	46,30,777	33,72,749	12,58,028	20%	1006422
SHED AT CLINKER & GYPSUM CONVEYER	31-03-1995	30	23	7	21,79,817	4,46,095	92,54,524	67,40,378	25,14,146	20%	2011317
SHED AT DEEP BUCKET CONVEYOR	31-03-1995	30	23	7	11,51,101	2,35,571	48,87,060	35,59,409	13,27,651	20%	1062121
SHED AT R.M. HOOPER	31-03-1995	30	23	7	7,34,387	1,50,291	31,17,877	22,70,853	8,47,023	20%	677618
SHED AT WAGON LOADING P/FORM	31-03-1995	30	23	7	46,49,603	9,51,533	1,97,40,131	1,43,77,395	53,62,736	20%	4290188
SHED AT WAGON LOADING P/FORM	31-03-1995	30	23	7	15,49,868	3,17,178	65,80,044	47,92,465	17,87,579	20%	1430063
SHED AT WAGON LOADING P/FORM	31-03-1995	30	23	7	11,62,401	2,37,883	49,35,033	35,94,349	13,40,684	20%	1072547
SHED AT WAGON LOADING P/FORM	31-03-1995	30	23	7	3,87,467	79,294	16,45,011	11,98,116	4,46,895	20%	357516

IBBI/RV/01/2018/10031

SHED STRUCTURE CRANE GANTRY C/MILL CONV.	31-03-1995	30	23	7	13,91,957	2,84,861	59,09,625	43,04,177	16,05,448	20%	1284358
SHED STRUCTURE AT CONV R.M.HOOPER R/MILL	31-03-1995	30	23	7	7,28,045	1,48,993	30,90,954	22,51,245	8,39,709	20%	671767
SHED STRUCTURE AT CRUSHER	31-03-1995	30	23	7	27,50,679	5,62,921	1,16,78,151	85,05,586	31,72,564	20%	2538051
SHED STRUCTURE FROM STACKER TO RM HOOPER	31-03-1995	30	23	7	19,46,249	3,98,296	82,62,899	60,18,144	22,44,754	20%	1795803
SHED STRUCTURE AT POLYCOM HOOPER	31-03-1995	30	23	7	10,53,238	2,15,543	44,71,576	32,56,798	12,14,778	20%	971823
SHED STORE BLDG	31-03-1995	30	23	7	23,34,471	4,77,745	99,11,117	72,18,597	26,92,520	20%	2154016
TRUCK LOADING PLATE FORM	31-03-1995	30	23	7	78,124	15,988	3,31,679	2,41,573	90,106	20%	72085
OFFICE BEHIND ENGG BLDG	31-03-1995	30	23	7	6,023	1,233	25,573	18,625	6,947	20%	5558
SHED BEHIND STORES	31-03-1995	30	23	7	5,05,567	1,03,463	21,46,410	15,63,302	5,83,108	20%	466486
BATH ROOM AT CEMENT MILL	31-03-1995	30	23	7	69,103	15,035	2,93,381	2,13,679	79,702	20%	63761
ROOM AT CEMENT MILL	31-03-1995	30	23	7	48,668	10,183	2,06,621	1,50,489	56,132	20%	44906
ROOM AT COAL CONVEYER	31-03-1995	30	23	7	16,805	3,516	71,346	51,964	19,382	20%	15506
SHED AT WAGON LOODING P/FORM	31-03-1995	30	23	7	59,079	12,300	2,50,821	1,82,682	68,140	20%	54512
SHED AT INT. STOCKPILES & CLINKER CONV.	31-03-1995	30	23	7	1,34,350	28,379	5,70,390	4,15,434	1,54,956	20%	123965
SHED AT TRUNK LOODING PLATE FORM	31-03-1995	30	23	7	84,826	17,922	3,60,133	2,62,297	97,836	20%	78269
SHAD AT GYPSUM STORAGE	31-03-1995	30	23	7	4,77,120	1,00,783	20,25,637	14,75,339	5,50,298	20%	440238
SHAD AT PACKING PLANT	31-03-1995	30	23	7	34,330	7,243	1,45,749	1,06,154	39,595	20%	31676
SHAD AT CLINKER STECK POILS	31-03-1995	30	23	7	95,762	20,180	4,06,561	2,96,112	1,10,449	20%	88359
SHED AT CEMENT SILO	31-03-1995	30	23	7	50,476	10,778	2,14,297	1,56,080	58,217	20%	46574
SHED AT GYPSUM & CLINKER GALLARY	31-03-1995	30	23	7	4,96,043	1,07,947	21,05,975	15,33,852	5,72,123	20%	457699

D.V. PRABHAKUMAR IBBI/RV/01/2018/10031 Registered Valuer

SHED AT RAW MILL HOPPER	31-03-1995	30	23	7	21,636	4,701	91,858	66,903	24,955	20%	19964
SHAD AT STAKKAR RECLAIMER	31-03-1995	30	23	7	92,184	20,332	3,91,372	2,85,049	1,06,323	20%	85058
SHED AT COAL GALLARY	31-03-1995	30	23	7	9,33,190	2,06,288	39,61,905	28,85,588	10,76,318	20%	861054
SHED AT STRACKER RECLAIMER	31-03-1996	30	23	7	83,084	19,829	3,24,981	2,36,695	88,287	20%	70629
SHED AT POLY COM HOPPER	31-03-1996	30	23	7	1,47,977	36,206	5,78,808	4,21,565	1,57,243	20%	125794
SHED AT CEMENT MILL	31-03-1996	30	23	7	20,16,109	4,98,329	78,85,962	57,43,609	21,42,353	20%	1713882
SHED AT WAGON LOADING PLATE FORM	31-03-1996	30	23	7	8,80,770	2,13,017	34,45,110	25,09,189	9,35,922	20%	748737
SHED AT GYPSUM & CLINKER GALLARY	31-03-1996	30	23	7	18,012	4,356	70,453	51,314	19,140	20%	15312
SHED AT COAL GALLARY	31-03-1996	30	23	7	3,07,839	73,830	12,04,105	8,76,990	3,27,115	20%	261692
SHED AT TRUCK LOADING PLATE FORM	31-03-1996	30	23	7	4,12,704	1,03,217	16,14,280	11,75,734	4,38,546	20%	350837
SHED AT COAL MILL	31-03-1996	30	23	7	1,89,122	46,283	7,39,746	5,38,781	2,00,964	20%	160771
SHED AT KILN FEED	31-03-1996	30	23	7	2,18,503	53,438	8,54,667	6,22,483	2,32,185	20%	185748
SHED AT CRUSHER	31-03-1996	30	23	7	44,169	10,694	1,72,766	1,25,831	46,935	20%	37548
SHED AT KILN ESP	31-03-1996	30	23	7	48,901	11,830	1,91,276	1,39,313	51,963	20%	41571
SHED OF GYPSUM STORAGE	31-03-1997	30	22	8	3,60,037	97,492	12,97,656	9,04,034	3,93,622	20%	314898
TRUCK UNLOADER & CONTROL ROOM	31-03-1999	30	20	10	6,63,431	2,27,997	20,34,635	12,88,602	7,46,033	20%	596826
COMPUTER ROOM AT P/PLANT	31-03-2000	30	19	11	1,83,419	67,094	5,13,573	3,09,000	2,04,573	20%	163659
TRANSFARMER ROOM AT LC2 (CWIP)	30-09-2000	30	19	11	1,01,456	39,850	2,84,077	1,70,920	1,13,157	20%	90526
ESCALATION OF LC-1-2-3-4 ETC.	30-09-2003	30	16	14	5,00,000	2,37,726	12,84,404	6,50,765	6,33,639	20%	506911
ROOM AT PREHEATER 6TH FLOOR	30-09-2006	30	13	17	60,657	35,937	1,45,162	59,758	85,404	20%	68323
CEMENT STACKING PLATFORM,PKT PLANT	31-03-2010	30	9	21	3,17,795	2,23,277	6,01,234	1,71,352	4,29,882	20%	343906
TG BUILDING	31-03-2008	30	11	19	30,73,350	19,36,578	66,70,836	23,23,675	43,47,162	20%	3477729
TG BUILDING	31-03-2008	30	11	19	6,14,670	3,66,443	13,34,167	4,64,735	8,69,432	20%	695546

ASHAJ KUMAR
IBBI/RV/01/2018/10031
Registered Valuer

TG BUILDING	31-03-2008	30	11	19	12,29,340	7,32,886	26,68,334	9,29,470	17,38,865	20%	1391092
TG BUILDING	31-03-2008	30	11	19	9,22,005	5,80,973	20,01,251	6,97,102	13,04,148	20%	1043319
TG BUILDING	31-03-2008	30	11	19	3,07,335	1,93,658	6,67,084	2,32,367	4,34,716	20%	347773
CENTRAL CONTROL ROOM	31-03-2008	30	11	19	15,36,675	9,68,289	33,35,418	11,61,837	21,73,580	20%	1738864
CENTRAL CONTROL ROOM	31-03-2008	30	11	19	3,07,335	1,83,222	6,67,084	2,32,367	4,34,716	20%	347773
CENTRAL CONTROL ROOM	31-03-2008	30	11	19	6,14,670	3,66,443	13,34,167	4,64,735	8,69,432	20%	695546
CENTRAL CONTROL ROOM	31-03-2008	30	11	19	4,61,002	2,90,487	10,00,625	3,48,551	6,52,074	20%	521659
CENTRAL CONTROL ROOM	31-03-2008	30	11	19	1,53,667	96,829	3,33,542	1,16,184	2,17,358	20%	173886
LOAD CENTRE	31-03-2008	30	11	19	18,44,009	11,61,947	40,02,501	13,94,205	26,08,297	20%	2086637
LOAD CENTRE	31-03-2008	30	11	19	6,14,670	3,66,443	13,34,167	4,64,735	8,69,432	20%	695546
LOAD CENTRE	31-03-2008	30	11	19	4,61,002	2,90,487	10,00,625	3,48,551	6,52,074	20%	521659
LOAD CENTRE	31-03-2008	30	11	19	1,53,667	96,829	3,33,542	1,16,184	2,17,358	20%	173886
WATER TREATMENT PLANT	31-03-2008	30	11	19	8,05,613	5,07,633	17,48,618	6,09,102	11,39,516	20%	911613
WATER TREATMENT PLANT	31-03-2008	30	11	19	2,68,538	1,60,092	5,82,873	2,03,034	3,79,839	20%	303871
WATER TREATMENT PLANT	31-03-2008	30	11	19	2,01,403	1,26,908	4,37,155	1,52,276	2,84,879	20%	227903
WATER TREATMENT PLANT	31-03-2008	30	11	19	67,134	42,303	1,45,718	50,759	94,960	20%	75968
RAILING &PLATEFORM AT TG BUILDING	31-03-2008	30	11	19	90,685	58,263	1,96,836	68,564	1,28,271	20%	102617
TWO TOOM AT TG BUIL. COMPRESSOR HOUSE,	31-03-2009	30	10	20	5,10,989	3,35,860	10,44,357	3,30,713	7,13,644	20%	570915
TG BUILDING	25-03-2011	30	8	22	29,80,054	22,10,357	49,96,497	12,65,779	37,30,718	20%	2984574
TG BUILDING	25-03-2011	30	8	22	5,96,011	4,24,180	9,99,299	2,53,156	7,46,144	20%	596915
TG BUILDING	25-03-2011	30	8	22	11,92,021	8,48,361	19,98,599	5,06,312	14,92,287	20%	1193830
TG BUILDING	25-03-2011	30	8	22	8,94,016	6,63,107	14,98,949	3,79,734	11,19,215	20%	895372
TG BUILDING	25-03-2011	30	8	22	2,98,005	2,21,036	4,99,650	1,26,578	3,73,072	20%	298457
CENTRE CONTROL ROOM	25-03-2011	30	8	22	10,82,016	8,02,549	18,14,158	4,59,587	13,54,571	20%	1083657
CENTRE CONTROL ROOM	25-03-2011	30	8	22	2,16,403	1,54,014	3,62,832	91,917	2,70,914	20%	216731
CENTRE CONTROL ROOM	25-03-2011	30	8	22	4,32,806	3,08,028	7,25,663	1,83,835	5,41,828	20%	433463
CENTRE CONTROL ROOM	25-03-2011	30	8	22	3,24,605	2,40,765	5,44,247	1,37,876	4,06,371	20%	325097
CENTRE CONTROL ROOM	25-03-2011	30	8	22	1,08,202	80,255	1,81,416	45,959	1,35,457	20%	108366
LOAD CENTRE	25-03-2011	30	8	22	22,77,646	16,89,369	38,18,807	9,67,431	28,51,376	20%	2281101
LOAD CENTRE	25-03-2011	30	8	22	7,59,215	5,40,333	12,72,936	3,22,477	9,50,459	20%	760367
LOAD CENTRE	25-03-2011	30	8	22	5,69,411	4,22,342	9,54,702	2,41,858	7,12,844	20%	570275

IBBI/RV/01/2018/10031

LOAD CENTRE	25-03-2011	30	8	22	1,89,804	1,40,781	3,18,234	80,619	2,37,615	20%	190092
FLOORING WORK IN POWER PLANT AREA	30-06-2011	30	8	22	22,62,488	16,97,931	37,93,393	9,60,993	28,32,400	20%	2265920
ANALYSER ROOM & TOILET	21-09-2013	30	6	24	1,05,488	86,941	1,47,683	28,060	1,19,623	20%	95699
FLOORING WORK PP	21-09-2013	30	6	24	4,38,406	3,61,324	6,13,768	1,16,616	4,97,152	20%	397722
FLOORING WORK IN CPP	30-03-2014	30	5	25	2,48,421	2,09,024	3,16,172	50,061	2,66,112	20%	212889
ADDITIVE SHED	27-10-2015	30	4	26	3,87,03,790	3,45,02,356	4,51,54,422	57,19,560	3,94,34,862	20%	31547889
TIME OFFOCE & CANTEEN	31-07-2015	30	4	26	2,02,67,322	1,79,11,130	2,36,45,209	29,95,060	2,06,50,149	20%	16520120
CANTEEN BUILDING/Structural Design	01-08-2017	30	2	28	9,61,037	25,52,810	10,19,282	64,555	9,54,728	20%	763782
SECURITY POST,ALIGARH	31-03-2018	30	1	29	3,45,342	3,34,405	3,55,499	11,257	3,44,242	20%	275393
SALES OFFICE EXTENTION AND RENOVATION WORK	31-03-2018	60	1	59	41,59,999	40,28,254	42,82,352	67,804	42,14,548	20%	3371638
TOILET AT CCR & LOAD CENTRE	31-03-2018	30	1	29	2,71,743	2,60,836	2,79,736	8,858	2,70,878	20%	216702
INTERIOR WORK & RECORD ROOM OF COSTING DEPT.	25-03-2019	30	0	30	0	17,43,713	0	0	0	20%	0
COOPERATIVE STORE	31-03-1981	60	38	22	24,570	14,716	2,93,120	1,76,361	1,16,760	20%	93408
MOTOR GARAGE IN S.COLONY	31-03-1981	60	38	22	13,520	4,720	1,61,294	97,045	64,249	20%	51399
BACHELOR HOSTAL	28-02-1981	60	38	22	5,44,641	27,232	64,97,572	39,09,372	25,88,199	20%	2070560
OVER HEAD TANK S.COLONY	28-02-1981	60	38	22	1,96,216	9,811	23,40,854	14,08,414	9,32,440	20%	745952
C. TYPE QTRS	31-12-1981	60	38	22	1,080	54	12,882	7,751	5,131	20%	4105
TENNIS COURT	31-12-1981	60	38	22	25,855	1,293	3,08,446	1,85,582	1,22,864	20%	98291
SCHOOL	31-12-1981	60	38	22	21,436	1,072	2,55,733	1,53,866	1,01,867	20%	81494
OVER HEAD TANK W.COLONY	31-12-1981	60	38	22	1,43,303	7,165	17,09,605	10,28,612	6,80,993	20%	544794
H TYPE QRTS S.COLONY	31-12-1982	60	37	23	8,798	440	1,04,956	61,486	43,469	20%	34775
B.HOSTEL	31-12-1982	60	37	23	2,093	105	24,967	14,626	10,340	20%	8272
WATCH MAN HUT S.COLONY	31-12-1983	60	36	24	3,988	199	41,016	23,379	17,637	20%	14109
SCHOOL BUILDING	31-12-1983	60	36	24	32,999	1,650	3,39,374	1,93,443	1,45,931	20%	116745
BOUNDRY WALL S.COLONY	31-12-1983	60	36	24	1,20,874	6,044	12,43,132	7,08,585	5,34,547	20%	427637
ROOM AT SCHOOL	31-12-1984	60	35	25	31,075	1,554	3,19,594	1,77,109	1,42,486	20%	113989

IBBI/RV/ 01/2018/ 10031 Registered Valuer

CLUB BUILDING	31-12-1984	60	35	25	3,56,469	17,823	36,66,100	20,31,631	16,34,470	20%	1307576
LPG GODOWN	31-12-1984	60	35	25	20,627	1,031	2,12,140	1,17,561	94,579	20%	75663
CLUB BLDG	31-12-1984	60	35	25	3,678	184	37,826	20,962	16,864	20%	13491
BOUNDRY WALL TOWNSHIP	31-12-1984	60	35	25	1,62,896	8,145	16,75,297	9,28,394	7,46,903	20%	597523
D TYPE QTRS BOUNDRY WALL	31-12-1985	60	34	26	31,080	1,554	2,96,630	1,59,686	1,36,944	20%	109556
DIRECTORS OFFICE	31-12-1985	60	34	26	11,34,857	56,743	1,08,31,072	58,30,727	50,00,345	20%	4000276
BOUNDRY WALL PO.OFF.TO POL.STN.	31-12-1985	60	34	26	16,339	817	1,55,944	83,950	71,994	20%	57595
POST OFFICE	31-12-1985	60	34	26	16,671	834	1,59,105	85,651	73,453	20%	58763
POLICE STATION	31-12-1985	60	34	26	51,518	2,576	4,91,688	2,64,692	2,26,996	20%	181597
TENNIS COURT WALL	31-12-1985	60	34	26	5,874	294	56,060	30,179	25,881	20%	20705
COOPERATIVE SHOP	31-12-1986	60	33	27	49,383	2,469	4,42,963	2,31,448	2,11,515	20%	169212
COW SHED S.COLONY	31-12-1986	60	33	27	22,963	1,148	2,05,972	1,07,621	98,352	20%	78681
FENCING AT DIRECTORS OFFICE WALL	31-12-1986	60	33	27	15,128	756	1,35,699	70,903	64,796	20%	51837
WELFARE CENTRE W COLONY	31-12-1986	60	33	27	35,790	1,790	3,21,037	1,67,742	1,53,295	20%	122636
MOTOR GARAGE S COLONY	31-12-1986	60	33	27	28,280	1,414	2,53,671	1,32,543	1,21,128	20%	96902
SBI BLDG	31-12-1987	60	32	28	5,15,299	25,765	40,98,342	20,76,494	20,21,849	20%	1617479
B.HOSTEL EXTN.	31-12-1987	60	32	28	2,09,345	10,467	16,64,989	8,43,594	8,21,395	20%	657116
MOTOR GARAGE	31-12-1987	60	32	28	8,085	404	64,301	32,579	31,722	20%	25377
BOUNDRY WALL S COLONY	31-12-1987	60	32	28	64,454	3,223	5,12,622	2,59,728	2,52,893	20%	202315
ROOM AT G 11 S.COLONY	31-12-1987	60	32	28	7,278	364	57,885	29,328	28,556	20%	22845
ACCOUSTATION AT CLUB BLDG	31-12-1987	60	32	28	1,82,367	9,118	14,50,422	7,34,881	7,15,542	20%	572433
ELEC.SUB STN.S.COLONY	31-12-1987	60	32	28	9,295	465	73,930	37,458	36,472	20%	29178
ROOM AT B 3	31-12-1989	60	30	30	20,627	2,474	1,43,073	67,960	75,113	20%	60091
JALI SHUTTERS FOR CLUB	31-12-1990	60	29	31	11,012	2,144	72,180	33,143	39,037	20%	31230
H 1 TO H 10 EXTN.W.COLONY	31-12-1991	60	28	32	90,464	22,564	5,42,327	2,40,432	3,01,896	20%	241516
SCHOOL AT W.COLONY	31-12-1991	60	28	32	37,898	9,453	2,27,200	1,00,725	1,26,475	20%	101180
ACCOUSTIC AT CLUB	31-12-1991	60	28	32	20,901	5,203	1,25,300	55,550	69,750	20%	55800
SCHOOL EXTN. S. COLONY	31-12-1991	60	28	32	41,830	10,434	2,50,771	1,11,175	1,39,596	20%	111677
CLUB BLDG EXTN.	31-12-1991	60	28	32	83,949	21,020	5,03,269	2,23,116	2,80,153	20%	224123

IBBI/RV/01/2018/10031 Registered Valuer

G TYPE EXTN.1 TO 10&12 TO 20	31-12-1991	60	28	32	2,72,893	69,117	16,35,986	7,25,287	9,10,699	20%	728559
EXTN OF DIRECTORS OFFICE	31-12-1991	60	28	32	32,116	8,134	1,92,535	85,357	1,07,178	20%	85742
TEMPLE (RADHA KRISHNA)	31-03-1992	60	26	34	11,45,843	3,05,773	56,02,421	23,06,330	32,96,091	20%	2636873
BACHELOR HOSTEL EXTN.	31-03-1992	60	26	34	9,54,386	2,58,079	46,66,324	19,20,970	27,45,354	20%	2196283
BOUNDRY WALL STAFF COLONY	31-03-1992	60	26	34	1,38,731	36,950	6,78,304	2,79,235	3,99,069	20%	319255
H TYPE ONE ROOM EXTN. 11 TO 20 W/COLONY	31-03-1992	60	26	34	1,16,127	31,402	5,67,787	2,33,739	3,34,048	20%	267238
GREEN ROOM NEAR WELFARE CENTRE	31-03-1992	60	26	34	8,995	2,428	43,981	18,105	25,875	20%	20700
TEMPLE RAILINGS	31-03-1992	60	26	34	29,786	8,055	1,45,635	59,953	85,682	20%	68546
BACHELOR HOSTEL EXTN.	31-03-1992	60	26	34	5,793	1,572	28,323	11,660	16,664	20%	13331
ROOM AT MATAJI TEMPLE LABOUR COLONY	31-03-1992	60	26	34	28,338	7,678	1,38,557	57,039	81,517	20%	65214
WATER LINE (TEMPLE)	31-03-1993	60	25	35	34,010	10,629	1,66,286	65,822	1,00,465	20%	80372
BEAUTIFICATION WORK (TEMPLE)	31-03-1993	60	25	35	2,025	101	9,901	3,919	5,982	20%	4785
FOUNTAIN CENTRAL PARK (B/VIHAR)	31-03-1993	60	25	35	48,481	15,152	2,37,038	93,828	1,43,211	20%	114568
BOUNDARY WALL (BASANT VIHAR)	31-03-1994	60	24	36	1,48,248	52,564	6,82,855	2,59,485	4,23,370	20%	338696
SCHOOL BUILDING	31-03-1997	60	22	38	8,77,469	4,06,508	31,62,598	11,01,638	20,60,960	20%	1648768
SCHOOL BUILDING (S.COLONY)	31-03-1999	60	20	40	8,79,144	4,49,302	26,96,192	8,53,794	18,42,398	20%	1473918
SCHOOL BUILDING (S.COLONY)	31-03-1999	30	20	10	2,93,048	1,19,701	8,98,731	5,69,196	3,29,535	20%	263628
SCHOOL BUILDING (S.COLONY)	31-03-1999	30	20	10	2,19,786	1,12,326	6,74,048	4,26,897	2,47,151	20%	197721
SCHOOL BUILDING (S.COLONY)	31-03-1999	30	20	10	73,262	37,442	2,24,683	1,42,299	82,384	20%	65907
SCHOOL BUILDING (BASANT VIHAR)	31-03-2000	60	19	41	11,95,517	6,46,360	33,47,449	10,07,024	23,40,425	20%	1872340
SCHOOL BUILDING (BASANT VIHAR)	31-03-2000	30	19	11	3,98,506	1,79,859	11,15,816	6,71,349	4,44,467	20%	355573

D V RAJ KUMAR
IBBI/RV/01/2018/10031
Registered Valuer

SCHOOL BUILDING (BASANT VIHAR)	31-03-2000	30	19	11	2,98,879	1,61,590	8,36,862	5,03,512	3,33,350	20%	266680
SCHOOL BUILDING (BASANT VIHAR)	31-03-2000	30	19	11	99,626	53,863	2,78,954	1,67,837	1,11,117	20%	88893
BACHELER HOSTAL EXTENTION	30-09-2006	60	13	47	7,40,539	5,06,663	17,72,230	3,64,784	14,07,446	20%	1125957
H-TYPE ONE ROOM EXTENTION,S/V	30-09-2006	60	13	47	3,21,798	2,20,995	7,70,115	1,58,515	6,11,600	20%	489280
CAR GARRAGE IN STAFF COLONY	31-03-2007	60	12	48	34,312	24,157	78,749	14,962	63,787	20%	51029
EXTN. ONE ROOM QTR. NO. 51 TO 60 S/VIHAR	31-03-2007	60	12	48	3,52,755	2,48,350	8,09,602	1,53,824	6,55,777	20%	524622
EXT.OF MDAV SCHOOL,B/V	31-03-2008	60	11	49	11,19,693	7,97,972	24,30,341	4,23,284	20,07,057	20%	1605646
EXT.OF MDAV SCHOOL,B/V	31-03-2008	30	11	19	3,73,231	2,51,513	8,10,114	2,82,190	5,27,924	20%	422339
EXT.OF MDAV SCHOOL,B/V	31-03-2008	30	11	19	2,79,923	1,99,493	6,07,585	2,11,642	3,95,943	20%	316754
EXT.OF MDAV SCHOOL,B/V	31-03-2008	30	11	19	93,308	66,498	2,02,528	70,547	1,31,981	20%	105585
ATM ROOM,BASANT VIHAR	31-03-2008	60	11	49	1,10,603	79,003	2,40,069	41,812	1,98,257	20%	158605
RO PLANT ROOM,BASANT VIHAR	31-03-2008	60	11	49	97,105	69,515	2,10,771	36,709	1,74,061	20%	139249
GYM BUILDING,BASANT VIHAR	31-03-2008	60	11	49	4,31,679	3,09,045	9,36,978	1,63,190	7,73,787	20%	619030
C TYPE QTR NO. 53TO 56	31-03-2008	60	11	49	14,60,142	10,50,071	31,69,300	5,51,986	26,17,314	20%	2093851
C TYPE QTR NO. 53TO 56	31-03-2008	30	11	19	4,86,714	3,30,960	10,56,433	3,67,991	6,88,442	20%	550754
C TYPE QTR NO. 53TO 56	31-03-2008	30	11	19	3,65,036	2,62,518	7,92,325	2,75,993	5,16,332	20%	413065
C TYPE QTR NO. 53TO 56	31-03-2008	30	11	19	1,21,679	87,506	2,64,108	91,998	1,72,111	20%	137688
COMMUNITY CUM CLUB HALL,SARVODAY VIHAR	31-03-2008	60	11	49	15,15,999	10,95,104	32,90,540	5,73,102	27,17,438	20%	2173950
COMMUNITY CUM CLUB HALL,SARVODAY VIHAR	31-03-2008	30	11	19	5,05,333	3,45,147	10,96,847	3,82,068	7,14,779	20%	571823
COMMUNITY CUM CLUB HALL,SARVODAY VIHAR	31-03-2008	30	11	19	3,79,000	2,73,776	8,22,635	2,86,551	5,36,084	20%	428867

D.V. RAJ KUMAR
IBBI/RV/01/2018/10031
Registered Valuer

COMMUNITY CUM CLUB HALL,SARVODAY VIHAR	31-03-2008	30	11	19	1,26,333	91,259	2,74,212	95,517	1,78,695	20%	142956
G TYPE QT.G-119 TO130,SARVODAY VIHAR	31-03-2008	60	11	49	13,65,274	9,88,365	29,63,385	5,16,123	24,47,262	20%	1957809
G TYPE QT.G-119 TO130,SARVODAY VIHAR	31-03-2008	30	11	19	4,55,091	3,11,502	9,87,795	3,44,082	6,43,713	20%	514970
G TYPE QT.G-119 TO130,SARVODAY VIHAR	31-03-2008	30	11	19	3,41,318	2,47,091	7,40,846	2,58,061	4,82,785	20%	386228
G TYPE QT.G-119 TO130,SARVODAY VIHAR	31-03-2008	30	11	19	1,13,773	82,364	2,46,949	86,020	1,60,928	20%	128743
B TYPE QTR B15&16 B/V	31-03-2008	60	11	49	15,94,050	11,54,913	34,59,953	6,02,609	28,57,345	20%	2285876
B TYPE QTR B15&16 B/V	31-03-2008	30	11	19	5,31,350	3,63,992	11,53,318	4,01,739	7,51,579	20%	601263
B TYPE QTR B15&16 B/V	31-03-2008	30	11	19	3,98,513	2,88,728	8,64,988	3,01,304	5,63,684	20%	450947
B TYPE QTR B15&16 B/V	31-03-2008	30	11	19	1,32,838	96,243	2,88,329	1,00,435	1,87,895	20%	150316
SCHOOL BUILDING EXTN.B/V	31-03-2009	60	10	50	21,63,311	15,96,865	44,21,365	7,00,049	37,21,316	20%	2977053
SCHOOL BUILDING EXTN.B/V	31-03-2009	30	10	20	7,21,104	5,06,146	14,73,788	4,66,700	10,07,089	20%	805671
SCHOOL BUILDING EXTN.B/V	31-03-2009	30	10	20	5,40,828	3,99,216	11,05,341	3,50,025	7,55,317	20%	604253
SCHOOL BUILDING EXTN.B/V	31-03-2009	30	10	20	1,80,276	1,33,072	3,68,447	1,16,675	2,51,772	20%	201418
BACHLOR HOSTEL B/V	31-03-2010	60	9	51	50,74,703	38,29,684	96,00,789	13,68,112	82,32,677	20%	6586141
BACHLOR HOSTEL B/V	31-03-2010	30	9	21	16,91,568	12,19,748	32,00,263	9,12,075	22,88,188	20%	1830550
BACHLOR HOSTEL B/V	31-03-2010	30	9	21	12,68,676	9,57,421	24,00,197	6,84,056	17,16,141	20%	1372913
BACHLOR HOSTEL B/V	31-03-2010	30	9	21	4,22,892	3,19,140	8,00,066	2,28,019	5,72,047	20%	457638
BOUNDRY WALL OF DAV B/V	31-03-2010	60	9	51	8,82,215	6,74,460	16,69,055	2,37,840	14,31,215	20%	1144972
SBI ATM ROOM	02-09-2010	60	9	51	58,211	44,989	1,10,129	15,693	94,436	20%	75548
MANGALAM CLUB BUILDING	30-09-2012	60	7	53	62,46,985	50,79,238	95,06,281	10,53,613	84,52,668	20%	6762134
MANGALAM CLUB BUILDING	30-09-2012	30	7	23	20,82,328	16,32,933	31,68,760	7,02,409	24,66,352	20%	1973081
MANGALAM CLUB BUILDING	30-09-2012	30	7	23	15,61,746	12,69,809	23,76,570	5,26,806	18,49,764	20%	1479811
MANGALAM CLUB BUILDING	30-09-2012	30	7	23	5,20,582	4,23,270	7,92,190	1,75,602	6,16,588	20%	493270

IBBI/RV/01/2018/10031 Registered Valuer

BOUNDRY WALL G-TYPE B/V	30-09-2012	60	7	53	3,02,411	2,45,881	4,60,191	51,004	4,09,186	20%	327349
B TYPE QTRS.	31-03-1981	60	38	22	7,42,055	4,24,551	88,52,716	53,26,384	35,26,332	20%	2821066
B TYPE QTRS.	31-03-1981	60	38	22	1,93,714	1,16,128	23,11,008	13,90,456	9,20,552	20%	736441
B TYPE QTRS.	31-03-1981	60	38	22	1,79,743	1,08,666	21,44,334	12,90,174	8,54,160	20%	683328
C TYPE QTRS.	31-03-1981	60	38	22	15,08,463	8,63,054	1,79,95,964	1,08,27,571	71,68,392	20%	5734714
C TYPE QTRS.	31-03-1981	60	38	22	5,53,967	3,26,283	66,08,826	39,76,310	26,32,516	20%	2106013
D TYPE QTRS.	31-03-1981	60	38	22	10,97,587	6,27,974	1,30,94,213	78,78,351	52,15,861	20%	4172689
D TYPE QTRS.	31-03-1981	60	38	22	5,43,476	3,14,093	64,83,669	39,01,007	25,82,661	20%	2066129
D TYPE QTRS.	31-03-1981	60	38	22	2,23,057	1,30,166	26,61,070	16,01,077	10,59,993	20%	847994
D TYPE QTRS.	31-03-1981	60	38	22	71,719	42,996	8,55,608	5,14,791	3,40,817	20%	272654
E TYPE QTRS.	31-03-1981	60	38	22	16,78,056	9,60,076	2,00,19,208	1,20,44,890	79,74,318	20%	6379454
E TYPE QTRS.	31-03-1981	60	38	22	4,55,217	2,63,068	54,30,739	32,67,495	21,63,244	20%	1730595
E TYPE QTRS.	31-03-1981	60	38	22	4,42,040	2,57,946	52,73,537	31,72,912	21,00,626	20%	1680501
E TYPE QTRS.	31-03-1981	60	38	22	3,38,861	2,03,174	40,42,612	24,32,305	16,10,307	20%	1288246
E TYPE QTRS. W.COLONY	31-03-1981	60	38	22	7,32,631	4,19,171	87,40,288	52,58,740	34,81,548	20%	2785238
F TYPE QTRS. W.COLONY	31-03-1981	60	38	22	7,65,772	4,38,132	91,35,660	54,96,622	36,39,038	20%	2911230
G TYPE QTRS. W.COLONY	31-03-1981	60	38	22	8,64,977	4,94,876	1,03,19,176	62,08,704	41,10,472	20%	3288377
G TYPE QTRS. W.COLONY	31-03-1981	60	38	22	9,27,698	5,36,148	1,10,67,437	66,58,908	44,08,529	20%	3526823
G TYPE QTRS. W.COLONY	31-03-1981	60	38	22	2,97,201	1,78,193	35,45,608	21,33,274	14,12,334	20%	1129867
H TYPE QTRS. S.COLONY	31-03-1981	60	38	22	6,02,526	3,44,725	71,88,135	43,24,861	28,63,274	20%	2290619
H TYPE QTRS. W.COLONY	31-03-1981	60	38	22	7,94,149	4,54,346	94,74,198	57,00,309	37,73,889	20%	3019111
H TYPE QTRS. W.COLONY	31-03-1981	60	38	22	4,08,425	2,36,029	48,72,510	29,31,627	19,40,883	20%	1552707
BOUNDRY WALL B.VIHAR	31-03-1981	60	38	22	5,82,830	3,43,278	69,53,162	41,83,486	27,69,676	20%	2215741
BOUNDRY WALL B.VIHAR	31-03-1981	60	38	22	6,88,407	4,09,166	82,12,696	49,41,305	32,71,390	20%	2617112
BOUNDRY WALL B.VIHAR	31-03-1981	60	38	22	2,02,571	1,22,482	24,16,672	14,54,031	9,62,641	20%	770113
CLUB BUILDING	31-03-1981	60	38	22	4,49,377	2,64,673	53,61,068	32,25,576	21,35,492	20%	1708394
CLUB BUILDING	31-03-1981	60	38	22	91,121	55,090	10,87,074	6,54,056	4,33,018	20%	346414
LPG GODOWN	31-03-1981	60	38	22	28,977	17,061	3,45,696	2,07,994	1,37,702	20%	110162
CHAIRMAN'S OFFICE	31-03-1981	60	38	22	4,72,783	3,20,522	56,40,301	33,93,581	22,46,720	20%	1797376
POST OFFICE	31-03-1981	60	38	22	64,312	38,215	7,67,242	4,61,624	3,05,618	20%	244495
POLICE STATION	31-03-1981	60	38	22	47,328	28,105	5,64,623	3,39,715	2,24,908	20%	179927
BACHELOR HOSTEL	31-03-1981	60	38	22	3,44,309	2,02,814	41,07,606	24,71,410	16,36,197	20%	1308957
HUTMENTS W.COLONY	31-03-1981	60	38	22	1,09,286	62,514	13,03,782	7,84,442	5,19,340	20%	415472
TENNIS COURT	31-03-1981	60	38	22	28,501	7,804	3,40,017	2,04,577	1,35,440	20%	108352
WATCHMAN HUT	31-03-1981	60	38	22	3,888	2,265	46,384	27,908	18,476	20%	14781

D V RAJ KUMAR
IBBI/RV/01/2018/10031
Registered Valuer

OVERHEAD TANKS S.COLONY	31-03-1981	60	38	22	6,88,321	4,57,108	82,11,670	49,40,688	32,70,982	20%	2616785
OVERHEAD TANKS W.COLONY	31-03-1981	60	38	22	7,35,167	4,88,211	87,70,542	52,76,943	34,93,599	20%	2794879
SCHOOL	31-03-1981	60	38	22	69,501	21,315	8,29,147	4,98,870	3,30,277	20%	264221
G TYPE QTRS.S.COLONY	31-03-1981	60	38	22	2,99,492	1,74,758	35,72,940	21,49,719	14,23,221	20%	1138577
G TYPE QTRS.S.COLONY	31-03-1981	60	38	22	2,61,171	1,53,847	31,15,770	18,74,655	12,41,115	20%	992892
COW SHED	31-03-1981	60	38	22	11,090	3,866	1,32,304	79,603	52,701	20%	42161
WELFARE CENTRE W/COLONY	31-03-1981	60	38	22	14,355	8,608	1,71,255	1,03,039	68,217	20%	54573
MOTOR GARAGE IN S.COLONY	31-03-1981	60	38	22	2,108	745	25,148	15,131	10,017	20%	8014
SBI BUILDING	31-03-1981	60	38	22	1,26,922	76,713	15,14,179	9,11,031	6,03,148	20%	482519
ELECTRIC SUBSTATION	31-03-1981	60	38	22	2,186	1,311	26,079	15,691	10,388	20%	8311
SHED AT BASANT VIHAR	31-03-1995	60	23	37	1,02,855	40,172	4,36,677	1,59,023	2,77,654	20%	222123
SHED AT SARVODAYA VIHAR	31-03-1995	60	23	37	59,456	23,221	2,52,423	91,924	1,60,499	20%	128399
QTR SG41 TO 48 ONE ROOM EXT.	31-03-2008	60	11	49	2,49,045	1,78,023	5,40,563	94,148	4,46,415	20%	357132
EXTN.ONE ROOM SG.49 TO 56 B/V	31-03-2009	60	10	50	5,84,473	4,34,962	11,94,543	1,89,136	10,05,407	20%	804326
CAR GARRAGE FOR C-73 TO 84	31-07-2011	60	8	52	2,70,945	2,14,199	4,54,279	57,542	3,96,737	20%	317390
ROAD CULV.&DRAINS T.SHIP	28-02-1981	10	38	-28	5,04,836	25,242	25,242	0	25,242	20%	20193
ROAD CULV.&DRAINS FACTORY	28-02-1981	10	38	-28	2,80,073	14,004	14,004	0	14,004	20%	11203
ROAD CULV.&DRAINS GENERAL	28-02-1981	10	38	-28	24,267	1,213	1,213	0	1,213	20%	971
ROAD CULV.&DRAINS T.SHIP	31-12-1981	10	38	-28	1,395	70	70	0	70	20%	56
ROAD CULV.&DRAINS MINES	31-12-1981	10	38	-28	799	40	40	0	40	20%	32
ROAD CULV.&DRAINS GEN.	31-12-1981	10	38	-28	602	30	30	0	30	20%	24
ROAD CULV.&DRAINS FACTORY	31-12-1982	10	37	-27	4,04,137	20,207	20,207	0	20,207	20%	16165

D.V. RAJ KUMAR IBBI/RV/01/2018/10031 Registered Valuer

ROAD CULV.&DRAINS FACTORY	31-12-1983	10	36	-26	17,166	858	858	0	858	20%	687
ROAD CULV.&DRAINS PWD ROAD	31-12-1983	10	36	-26	3,031	152	152	0	152	20%	121
ROAD FOR DIESEL PUMP HOUSE	31-12-1984	10	35	-25	3,407	170	170	0	170	20%	136
ROAD NEAR CRANE GANTRY	31-12-1984	10	35	-25	7,268	363	363	0	363	20%	291
ROAD W.SHOP TO DG SET	31-12-1984	10	35	-25	9,801	490	490	0	490	20%	392
BRIDGE ON NALLA H TO E TYPE	31-12-1984	10	35	-25	14,460	723	723	0	723	20%	578
ROAD IN S.COLONY	31-12-1985	10	34	-24	2,06,222	10,311	10,311	0	10,311	20%	8249
ROAD IN FACTORY	31-12-1985	10	34	-24	5,17,291	25,865	25,865	0	25,865	20%	20692
DRAINS AT DG SET	31-12-1985	10	34	-24	40,279	2,014	2,014	0	2,014	20%	1611
DRAINS IN FACTORY	31-12-1985	10	34	-24	7,866	393	393	0	393	20%	315
DRAINS FROM D.OFFICE TO NALLA	31-12-1985	10	34	-24	38,335	1,917	1,917	0	1,917	20%	1533
DRAINS KILN TO FOUNTAIN	31-12-1986	10	33	-23	8,717	436	436	0	436	20%	349
DRAINS KILN TO DG SET	31-12-1986	10	33	-23	16,186	809	809	0	809	20%	647
DRAINS CRUSHER TO B.WALL	31-12-1986	10	33	-23	20,624	1,031	1,031	0	1,031	20%	825
DRAINS TIME OFF.TO MAIN GATE	31-12-1986	10	33	-23	20,178	1,009	1,009	0	1,009	20%	807
DRAINS AT MINES W.BRIDGE	31-12-1987	10	32	-22	11,958	598	598	0	598	20%	478
ROAD AT MINES	31-12-1987	10	32	-22	85,539	4,277	4,277	0	4,277	20%	3422
ROAD AT W.COLONY	31-12-1987	10	32	-22	1,09,967	5,498	5,498	0	5,498	20%	4399
ROAD FOR TEMPLE	31-03-1991	10	28	-18	1,06,738	5,337	5,337	0	5,337	20%	4270
ROAD H TYPE W.COLONY	31-03-1991	10	28	-18	44,625	2,231	2,231	0	2,231	20%	1785
ROAD PWD TO TUNNEL	31-03-1991	10	28	-18	1,44,067	7,203	7,203	0	7,203	20%	5763
ROAD MINES W.SHOP TO MAIN RD.	31-03-1991	10	28	-18	33,681	1,684	1,684	0	1,684	20%	1347
ROAD MINES W.BRIDGE TO HOPPER	31-03-1991	10	28	-18	42,853	2,143	2,143	0	2,143	20%	1714
ROAD CRUSHER TO PUMP HOUSE	31-03-1991	10	28	-18	31,570	1,578	1,578	0	1,578	20%	1263

RAJ KUMAR
IBBI/RV/01/2018/10031
Registered Valuer

MINES GATE TO ENGG OFFICE	31-03-1992	10	26	-16	14,042	702	702	0	702	20%	562
MINES GATE TO MINES MAIN ROAD	31-03-1992	10	26	-16	9,822	491	491	0	491	20%	393
E & D TYPE QTRS.ROAD STAFF COLONY	31-03-1992	10	26	-16	10,882	544	544	0	544	20%	435
CLUVERETS AT MINES	31-03-2000	10	19	-9	1,55,698	57,559	7,785	0	7,785	20%	6228
CLUVERTS AT MINES NALA NSC	31-03-2000	10	19	-9	1,76,762	64,892	8,838	0	8,838	20%	7070
ROAD CULVERTS AND DRAINS	31-03-1981	10	38	-28	16,88,637	9,85,383	84,432	0	84,432	20%	67545
ROAD AT MINES & RETURN WATER DRAINS	31-03-1995	10	23	-13	13,48,064	67,403	67,403	0	67,403	20%	53923
DRAINS AT PLANT	31-03-1995	10	23	-13	2,45,936	97,964	12,297	0	12,297	20%	9837
ROAD AT PACKING PLANT	31-03-1995	10	23	-13	1,14,841	5,742	5,742	0	5,742	20%	4594
ROAD PMM TO FAB. YARD	19-08-2015	10	4	6	58,46,406	38,36,283	68,20,807	25,91,907	42,28,900	20%	3383120
ROAD IN PLANT	01-07-2015	10	4	6	7,22,28,394	4,64,73,530	8,42,66,460	3,20,21,255	5,22,45,205	20%	41796164
SEVARAGE & SEPTIC TANK	28-02-1981	30	38	-8	4,34,089	21,704	21,704	0	21,704	20%	17364
SEVARAGE & SEPTIC TANK	31-12-1982	30	37	-7	10,599	530	530	0	530	20%	424
SEVARAGE & SEPTIC TANK	31-03-1989	30	30	0	18,937	947	947	0	947	20%	757
SEVARAGE & SEPTIC TANK	31-03-1990	30	29	1	3,881	194	194	0	194	20%	155
SEPTIC TANK AT STAFF COLONY	31-03-1992	30	26	4	1,03,597	5,180	5,06,521	4,17,036	89,485	20%	71588
SEWERAGE AND SEPTIC TANK	31-03-1981	30	38	-8	8,77,897	5,02,282	43,895	0	43,895	20%	35116
SEPTIC TANK B/VIHAR	31-03-1995	30	23	7	96,075	37,523	4,07,890	2,97,080	1,10,810	20%	88648
BOUNDRY WALL	28-02-1981	30	38	-8	2,60,758	13,038	13,038	0	13,038	20%	10430
BOUNDRY WALL	31-12-1982	30	37	-7	1,13,568	5,678	5,678	0	5,678	20%	4543
BOUNDRY WALL	31-12-1983	30	36	-6	59,220	2,961	2,961	0	2,961	20%	2369
BOUNDRY WALL	31-12-1984	30	35	-5	12,151	608	608	0	608	20%	486
BOUNDARY WALL	31-12-1985	30	34	-4	9,591	480	480	0	480	20%	384
BOUNDRY WALL	31-12-1986	30	33	-3	52,359	2,618	2,618	0	2,618	20%	2094
BOUNDRY WALL	31-03-1991	30	28	2	1,55,007	33,099	9,29,262	8,23,945	1,05,316	20%	84253
CRUSHER BOUNDRY WALL	31-03-1992	30	26	4	46,938	12,621	2,29,494	1,88,950	40,544	20%	32435
BOUNDRY WALL S/VIHAR	31-03-2007	30	12	18	20,86,606	14,66,772	47,88,932	18,19,794	29,69,138	20%	2375310
BOUNDRY WALL MINES W/S & OFFICE	31-03-2008	30	11	19	7,26,527	5,19,337	15,76,958	5,49,307	10,27,651	20%	822121

RAJ KUMAR
IBBI/RV/01/2018/10031
Registered Valuer

BACK SIDE STORE YARD B/W	31-03-2009	30	10	20	2,15,414	1,44,645	4,40,262	1,39,416	3,00,846	20%	240677
B/W NEAR RLY SIDING	31-03-2009	30	10	20	16,98,832	11,47,188	34,72,065	10,99,487	23,72,578	20%	1898062
BOUNDARY WALL (PLANT)	31-03-1981	30	38	-8	5,58,154	3,19,342	27,908	0	27,908	20%	22326
BOUNDARY WALL (PLANT)	31-03-1981	30	38	-8	1,23,843	71,559	6,192	0	6,192	20%	4954
BOUNDARY WALL (PLANT)	31-03-1981	30	38	-8	2,75,211	1,60,596	13,761	0	13,761	20%	11008
BOUNDARY WALL (PLANT)	31-03-1981	30	38	-8	1,45,042	86,197	7,252	0	7,252	20%	5802
BOUNDRY WALL RSEB TO TEMPLE	31-03-2009	30	10	20	6,15,026	4,52,624	12,56,987	3,98,046	8,58,941	20%	687153
BOUNDRY WALL AT CPP II	28-10-2012	30	7	23	8,93,555	7,09,877	13,59,758	3,01,413	10,58,345	20%	846676
1BOUNDARY WALL Foundation	28-05-2014	30	5	25	31,65,133	26,79,394	40,28,351	6,37,822	33,90,529	20%	2712423
1BOUNDARY WALL Foundation	28-05-2014	30	5	25	73,85,311	62,51,919	93,99,487	14,88,252	79,11,234	20%	6328988
BOUNDRY WALL	28-03-2015	30	4	26	19,415	16,948	22,651	2,869	19,782	20%	15825
BOUNDARY WALL, ALIGARH	04-07-2012	30	7	23	41,12,508	33,61,482	62,58,164	13,87,226	48,70,938	20%	3896750
BOUNDARY WALL, ALIGARH	04-07-2012	30	7	23	76,81,092	60,21,429	1,16,88,619	25,90,977	90,97,642	20%	7278113
93 D.S. KOTA OFFICE	31-03-1994	60	24	36	29,19,784	17,36,955	1,34,49,045	51,10,637	83,38,408	20%	6670726
93 D.S. KOTA OFFICE	31-03-1994	30	24	6	9,73,261	48,663	44,83,015	34,07,091	10,75,924	20%	860739
93 D.S. KOTA OFFICE	31-03-1994	30	24	6	7,29,946	2,82,549	33,62,261	25,55,319	8,06,943	20%	645554
93 D.S. KOTA OFFICE	31-03-1994	30	24	6	2,43,315	1,44,746	11,20,754	8,51,773	2,68,981	20%	215185
DELHI OFFICE BUILDING	31-03-1995	60	23	37	27,40,167	16,64,424	1,16,33,520	42,36,540	73,96,980	20%	5917584
DELHI OFFICE BUILDING	31-03-1995	30	23	7	9,13,389	1,58,418	38,77,840	28,24,360	10,53,480	20%	842784
DELHI OFFICE BUILDING	31-03-1995	30	23	7	6,85,042	2,88,680	29,08,380	21,18,270	7,90,110	20%	632088
DELHI OFFICE BUILDING	31-03-1995	30	23	7	2,28,347	1,38,702	9,69,460	7,06,090	2,63,370	20%	210696
KOTA OFFICE BUILDING	31-03-1995	60	23	37	6,89,068	4,21,362	29,25,475	10,65,360	18,60,114	20%	1488091
KOLKATA OFFICE RENOVATION PS PACE	28-03-2014	60	5	55	22,85,540	21,04,102	29,08,870	2,30,286	26,78,584	20%	2142867
KOLKATA OFFICE RENOVATION PS PACE	28-03-2014	30	5	25	7,61,847	6,30,931	9,69,623	1,53,524	8,16,100	20%	652880
KOLKATA OFFICE RENOVATION PS PACE	28-03-2014	30	5	25	5,71,385	4,88,554	7,27,217	1,15,143	6,12,075	20%	489660
KOLKATA OFFICE RENOVATION PS PACE	28-03-2014	30	5	25	1,90,462	1,75,342	2,42,406	38,381	2,04,025	20%	163220

D.V. RAJ KUMAR IBBI/RV/01/2018/10031 Registered Valuer

KOLKATA OFFICE 10TH FLOOR,BIRLA BUILDING	19-09-2018	60	1	59	0	17,45,63,237	0	0	0	20%	0
TIME OFFICE	28-02-1981	30	38	-8	1,77,665	8,883	8,883	0	8,883	20%	7107
TWO ROOM AT MINES	30-09-2006	30	13	17	1,37,194	81,478	3,28,328	1,35,161	1,93,166	20%	154533
LOAD CENTRE NO.4	31-03-1995	30	23	7	14,15,966	2,89,775	60,11,557	43,78,418	16,33,140	20%	1306512
CANTEEN BUILDING/Electrical System	01-08-2017	30	2	28	3,11,346	2,91,638	3,30,215	20,914	3,09,302	20%	247441
CANTEEN BUILDING/Water Supply	01-08-2017	30	2	28	2,33,509	2,21,192	2,47,661	15,685	2,31,976	20%	185581
CANTEEN BUILDING/Othe Misc. Items	01-08-2017	30	2	28	1,85,241	1,75,469	1,96,467	12,443	1,84,024	20%	147219
D TYPE QTRS 37 TO 38	31-12-1986	60	33	27	1,38,535	6,927	12,42,644	6,49,282	5,93,363	20%	474690
D TYPE QTRS 39 TO 40	31-12-1989	60	30	30	1,70,485	20,330	11,82,489	5,61,682	6,20,807	20%	496645
B-TYPE QTR.17-18 B/V	31-03-2009	60	10	50	23,17,856	17,24,936	47,37,224	7,50,060	39,87,163	20%	3189731
B-TYPE QTR.17-18 B/V	31-03-2009	30	10	20	7,72,619	5,46,723	15,79,075	5,00,040	10,79,034	20%	863227
B-TYPE QTR.17-18 B/V	31-03-2009	30	10	20	5,79,464	4,31,234	11,84,306	3,75,030	8,09,276	20%	647421
B-TYPE QTR.17-18 B/V	31-03-2009	30	10	20	1,93,155	1,43,745	3,94,769	1,25,010	2,69,759	20%	215807
ROAD CULV.&DRAINS MINES	28-02-1981	10	38	-28	1,42,930	7,147	7,147	0	7,147	20%	5717
ROAD AT S.COLONY	31-12-1987	10	32	-22	36,941	13,247	1,847	0	1,847	20%	1478
D TYPE QTRS 33 TO 36	31-12-1983	60	36	24	1,89,703	9,485	19,50,997	11,12,068	8,38,929	20%	671143
C TYPE QTRS 37 TO 40	31-03-1995	60	23	37	14,56,385	5,68,814	61,83,157	22,51,700	39,31,457	20%	3145166
C TYPE QTR 41 TO 44	31-03-1998	60	21	39	10,45,555	5,14,349	35,53,697	11,81,604	23,72,093	20%	1897674
C TYPE QTR 41 TO 44	31-03-1998	30	21	9	3,48,518	1,71,450	11,84,566	7,87,736	3,96,830	20%	317464
C TYPE QTR 41 TO 44	31-03-1998	30	21	9	2,61,389	1,28,587	8,88,424	5,90,802	2,97,622	20%	238098
C TYPE QTR 41 TO 44	31-03-1998	30	21	9	87,130	42,862	2,96,141	1,96,934	99,207	20%	79366
B-TYPE QUARTER NO 11 TO 14 B/V	30-09-2006	60	13	47	33,22,583	22,99,441	79,51,480	16,36,680	63,14,801	20%	5051840
B-TYPE QUARTER NO 11 TO 14 B/V	30-09-2006	30	13	17	11,07,528	7,66,480	26,50,493	10,91,120	15,59,374	20%	1247499
B-TYPE QUARTER NO 11 TO 14 B/V	30-09-2006	30	13	17	8,30,646	5,74,860	19,87,870	8,18,340	11,69,530	20%	935624
B-TYPE QUARTER NO 11 TO 14 B/V	30-09-2006	30	13	17	2,76,882	1,91,620	6,62,623	2,72,780	3,89,843	20%	311875
B TYPE QTRS 7 TO 8	31-12-1986	60	33	27	3,53,979	17,699	31,75,166	16,59,024	15,16,142	20%	1212913
B TYPE QTRS 9 TO 10	31-12-1987	60	32	28	3,50,904	17,545	27,90,859	14,14,035	13,76,824	20%	1101459

RAJ KUMAR IBBI/RV/01/2018/10031 Registered Valuer

EXTN. H TYPE QTR.H16 TO H20	31-03-2000	60	19	41	1,25,730	67,484	3,52,044	1,05,907	2,46,137	20%	196910
B TYPE QTRS	28-02-1981	60	38	22	7,81,237	39,062	93,20,159	56,07,629	37,12,530	20%	2970024
C TYPE QTRS 19 TO 24	31-12-1984	60	35	25	3,55,191	17,760	36,52,956	20,24,347	16,28,610	20%	1302888
C TYPE QTR.25 TO 30	31-03-1992	60	26	34	8,75,318	2,35,362	42,79,729	17,61,822	25,17,907	20%	2014326
F-TYPE QUARTER S/V 35 TO 40	30-09-2006	60	13	47	11,58,150	8,03,365	27,71,641	5,70,496	22,01,145	20%	1760916
CAR GARRAGE B/V	30-09-2006	60	13	47	2,06,967	1,43,565	4,95,306	1,01,950	3,93,355	20%	314684
G-TYPE QTR. NO.113 TO 118 S/VIHAR	31-03-2007	60	12	48	7,30,822	5,14,520	16,77,297	3,18,686	13,58,610	20%	1086888
G-TYPE QTR. NO.113 TO 118 S/VIHAR	31-03-2007	30	12	18	2,43,607	1,61,083	5,59,099	2,12,458	3,46,641	20%	277313
G-TYPE QTR. NO.113 TO 118 S/VIHAR	31-03-2007	30	12	18	1,82,706	1,28,630	4,19,324	1,59,343	2,59,981	20%	207985
G-TYPE QTR. NO.113 TO 118 S/VIHAR	31-03-2007	30	12	18	60,902	42,877	1,39,775	53,114	86,660	20%	69328
C TYPE QTRS. 31 TO 36	31-03-1993	60	25	35	12,24,363	3,87,827	59,86,334	23,69,590	36,16,743	20%	2893395
D-TYPE QUARTER,SN.81 TO 86,BASANT,VIHAR	30-09-2005	60	14	46	14,57,604	9,77,330	36,11,762	8,00,607	28,11,155	20%	2248924
D-TYPE QUARTER,SN.81 TO 86,BASANT,VIHAR	30-09-2005	30	14	16	4,85,868	3,25,777	12,03,921	5,33,738	6,70,183	20%	536146
D-TYPE QUARTER,SN.81 TO 86,BASANT,VIHAR	30-09-2005	30	14	16	3,64,401	2,44,332	9,02,941	4,00,304	5,02,637	20%	402110
D-TYPE QUARTER,SN.81 TO 86,BASANT,VIHAR	30-09-2005	30	14	16	1,21,467	81,444	3,00,980	1,33,435	1,67,546	20%	134037
C-TYPE QTR NO. 45 TO 52 B/V	31-03-2007	60	12	48	25,55,902	17,99,430	58,66,005	11,14,541	47,51,464	20%	3801171
C-TYPE QTR NO. 45 TO 52 B/V	31-03-2007	30	12	18	8,51,967	5,63,354	19,55,335	7,43,027	12,12,308	20%	969846
C-TYPE QTR NO. 45 TO 52 B/V	31-03-2007	30	12	18	6,38,976	4,49,858	14,66,501	5,57,270	9,09,231	20%	727385
C-TYPE QTR NO. 45 TO 52 B/V	31-03-2007	30	12	18	2,12,992	1,49,953	4,88,834	1,85,757	3,03,077	20%	242462
ONE ROOM EXT.SG-33TO40 B/V	31-03-2007	60	12	48	4,51,617	3,17,952	10,36,498	1,96,935	8,39,563	20%	671651
D TYPE QRTS 25 TO 32	31-12-1982	60	37	23	2,80,823	25,169	33,50,215	19,62,668	13,87,547	20%	1110038
E TYPE QRTS 33 TO 40	31-12-1982	60	37	23	2,87,024	14,351	34,24,194	20,06,007	14,18,187	20%	1134550

RAJ KUMAR
IBBI/RV/01/2018/10031
Registered Valuer

E TYPE QTRS 41 TO 48	31-12-1983	60	36	24	3,05,639	15,282	31,43,344	17,91,706	13,51,638	20%	1081310
E TYPE QTRS 49 TO 56	31-12-1986	60	33	27	4,23,503	21,175	37,98,790	19,84,868	18,13,922	20%	1451138
D TYPE QTR.41 TO 48	31-03-1992	60	26	34	10,46,202	2,82,376	51,15,244	21,05,776	30,09,469	20%	2407575
E-TYPE QUARTER SARVODAYA VIHAR 13 TO 20	30-09-2006	60	13	47	10,40,535	7,21,779	24,90,169	5,12,560	19,77,609	20%	1582088
E-TYPE QUARTER SARVODAYA VIHAR 13 TO 20	30-09-2006	30	13	17	3,46,845	2,25,117	8,30,056	3,41,707	4,88,350	20%	390680
E-TYPE QUARTER SARVODAYA VIHAR 13 TO 20	30-09-2006	30	13	17	2,60,134	1,80,445	6,22,542	2,56,280	3,66,262	20%	293010
E-TYPE QUARTER SARVODAYA VIHAR 13 TO 20	30-09-2006	30	13	17	86,711	60,148	2,07,514	85,427	1,22,087	20%	97670
C-TYPE QTR.C-57 TO C-64 B/V	31-03-2009	60	10	50	28,21,686	20,73,577	57,66,949	9,13,100	48,53,849	20%	3883079
C-TYPE QTR.C-57 TO C-64 B/V	31-03-2009	30	10	20	9,40,562	6,57,257	19,22,316	6,08,734	13,13,583	20%	1050866
C-TYPE QTR.C-57 TO C-64 B/V	31-03-2009	30	10	20	7,05,422	5,18,394	14,41,737	4,56,550	9,85,187	20%	788150
C-TYPE QTR.C-57 TO C-64 B/V	31-03-2009	30	10	20	2,35,141	1,72,798	4,80,579	1,52,183	3,28,396	20%	262717
C-TYPE QTR.C-65 TO C-72 B/V	31-03-2009	60	10	50	33,27,699	24,56,367	68,01,137	10,76,847	57,24,290	20%	4579432
C-TYPE QTR.C-65 TO C-72 B/V	31-03-2009	30	10	20	11,09,233	7,78,576	22,67,046	7,17,898	15,49,148	20%	1239318
C-TYPE QTR.C-65 TO C-72 B/V	31-03-2009	30	10	20	8,31,925	6,14,092	17,00,284	5,38,423	11,61,861	20%	929489
C-TYPE QTR.C-65 TO C-72 B/V	31-03-2009	30	10	20	2,77,308	2,04,697	5,66,761	1,79,474	3,87,287	20%	309830
EXTN. ONE ROOM D-25 TO D-32 B/V	31-03-2011	60	8	52	8,47,465	6,64,491	14,20,900	1,79,981	12,40,919	20%	992735
EXTN. ONE ROOM D-25 TO D-32 B/V	31-03-2011	30	8	22	2,82,488	2,12,512	4,73,633	1,19,987	3,53,646	20%	282917
EXTN. ONE ROOM D-25 TO D-32 B/V	31-03-2011	30	8	22	2,11,866	1,66,123	3,55,225	89,990	2,65,235	20%	212188

O.V.RAJ KUMAR IBBI/RV/01/2018/10031 Registered Valuer

EXTN. ONE ROOM D-25 TO D-32 B/V	31-03-2011	30	8	22	70,622	55,374	1,18,408	29,997	88,412	20%	70729
E TYPE QTRS. 57 TO 64	31-03-1992	60	26	34	10,32,570	2,79,221	50,48,592	20,78,337	29,70,255	20%	2376204
E TYPE QTRS. 65 TO 72	31-03-1993	60	25	35	12,87,642	4,08,647	62,95,725	24,92,058	38,03,667	20%	3042934
D TYPE QTRS. 49 TO 56	31-03-1993	60	25	35	14,38,549	4,60,009	70,33,563	27,84,119	42,49,444	20%	3399555
D TYPE QTRS 57 TO 64	31-03-1995	60	23	37	12,73,661	4,97,448	54,07,392	19,69,192	34,38,200	20%	2750560
D TYPE QTRS 57 TO 64	31-03-1995	30	23	7	4,24,554	1,65,816	18,02,464	13,12,795	4,89,669	20%	391736
D TYPE QTRS 57 TO 64	31-03-1995	30	23	7	3,18,415	1,24,362	13,51,848	9,84,596	3,67,252	20%	293802
D TYPE QTRS 57 TO 64	31-03-1995	30	23	7	1,06,138	41,454	4,50,616	3,28,199	1,22,417	20%	97934
E TYPE QTRS 73 TO 80	31-03-1995	60	23	37	13,77,245	5,37,905	58,47,166	21,29,343	37,17,823	20%	2974258
E TYPE QTRS 73 TO 80	31-03-1995	30	23	7	4,59,082	1,79,302	19,49,055	14,19,562	5,29,493	20%	423595
E TYPE QTRS 73 TO 80	31-03-1995	30	23	7	3,44,311	1,34,476	14,61,791	10,64,671	3,97,120	20%	317696
E TYPE QTRS 73 TO 80	31-03-1995	30	23	7	1,14,770	44,825	4,87,264	3,54,890	1,32,373	20%	105899
F TYPE QTRS 27 TO 34 (S/VIHAR)	31-03-1997	60	22	38	12,52,150	5,80,811	45,13,036	15,72,041	29,40,995	20%	2352796
G TYPE QTRS 105 TO 112 (S/VIHAR)	31-03-1997	60	22	38	8,33,077	3,86,172	30,02,599	10,45,905	19,56,694	20%	1565355
G TYPE QTRS 97 TO 104 (S/VIHAR)	31-03-1997	60	22	38	10,00,252	4,63,116	36,05,136	12,55,789	23,49,347	20%	1879478
G TYPE QTR. 33 TO 40	31-03-1998	60	21	39	11,32,520	5,55,018	38,49,278	12,79,885	25,69,393	20%	2055515
G TYPE QTR. 33 TO 40	31-03-1998	30	21	9	3,77,507	1,85,006	12,83,093	8,53,257	4,29,836	20%	343869
G TYPE QTR. 33 TO 40	31-03-1998	30	21	9	2,83,130	1,38,754	9,62,320	6,39,942	3,22,377	20%	257902
G TYPE QTR. 33 TO 40	31-03-1998	30	21	9	94,377	46,251	3,20,773	2,13,314	1,07,459	20%	85967
SUPER G TYPE QTR.G41TO G48(B/VIHAR)	31-03-2000	60	19	41	13,27,885	7,16,543	37,18,077	11,18,521	25,99,555	20%	2079644
SUPER G TYPE QTR.G41TO G48(B/VIHAR)	31-03-2000	30	19	11	4,42,628	2,38,848	12,39,359	7,45,681	4,93,678	20%	394942
SUPER G TYPE QTR.G41TO G48(B/VIHAR)	31-03-2000	30	19	11	3,31,971	1,79,136	9,29,519	5,59,261	3,70,258	20%	296207
SUPER G TYPE QTR.G41TO G48(B/VIHAR)	31-03-2000	30	19	11	1,10,657	59,712	3,09,840	1,86,420	1,23,419	20%	98736
G TYPE QTRS.G49 TO G56 (B/VIHAR)	31-03-2000	60	19	41	14,32,781	7,82,356	40,11,788	12,06,880	28,04,908	20%	2243927
G TYPE QTRS.G49 TO G56 (B/VIHAR)	31-03-2000	30	19	11	4,77,594	2,60,785	13,37,263	8,04,586	5,32,676	20%	426141
G TYPE QTRS.G49 TO G56 (B/VIHAR)	31-03-2000	30	19	11	3,58,195	1,95,589	10,02,947	6,03,440	3,99,507	20%	319606

IBBI/RV/01/2018/10031 Registered Valuer

G TYPE QTRS.G49 TO G56 (B/VIHAR)	31-03-2000	30	19	11	1,19,398	65,196	3,34,316	2,01,147	1,33,169	20%	106535
H. TYPE QTRS S.COLONY	31-12-1981	60	38	22	88,221	4,411	10,52,472	6,33,237	4,19,235	20%	335388
G TYPE QTRS S.COLONY 1 TO 10	31-12-1983	60	36	24	1,78,570	8,929	18,36,502	10,46,806	7,89,696	20%	631757
H-TYPE QTR. NO. 61 TO 70 S/V	31-03-2007	60	12	48	7,99,493	5,62,866	18,34,902	3,48,631	14,86,270	20%	1189016
H-TYPE QTR. NO. 61 TO 70 S/V	31-03-2007	30	12	18	2,66,498	1,76,219	6,11,634	2,32,421	3,79,213	20%	303370
H-TYPE QTR. NO. 61 TO 70 S/V	31-03-2007	30	12	18	1,99,873	1,40,717	4,58,725	1,74,316	2,84,410	20%	227528
H-TYPE QTR. NO. 61 TO 70 S/V	31-03-2007	30	12	18	66,624	46,906	1,52,908	58,105	94,803	20%	75843
H-TYPE QTR IN S/VIHAR	31-03-2012	60	7	53	9,55,978	7,68,080	14,54,749	1,61,235	12,93,515	20%	1034812
H-TYPE QTR IN S/VIHAR	31-03-2012	30	7	23	3,18,659	2,46,529	4,84,916	1,07,490	3,77,427	20%	301941
H-TYPE QTR IN S/VIHAR	31-03-2012	30	7	23	2,38,995	1,92,020	3,63,687	80,617	2,83,070	20%	226456
H-TYPE QTR IN S/VIHAR	31-03-2012	30	7	23	79,665	64,007	1,21,229	26,872	94,357	20%	75485
E. TYPE QTRS W.COLONY	31-12-1981	60	38	22	3,67,650	18,383	43,86,064	26,38,948	17,47,115	20%	1397692
G TYPE QTRS 21 TO 32	31-12-1989	60	30	30	5,04,013	60,370	34,95,858	16,60,532	18,35,325	20%	1468260
C-TYPE QTR C-73 TO C-84 B/V	31-03-2011	60	8	52	75,53,362	59,22,536	1,26,64,319	16,04,147	1,10,60,172	20%	8848137
C-TYPE QTR C-73 TO C-84 B/V	31-03-2011	30	8	22	25,17,787	18,94,093	42,21,440	10,69,431	31,52,008	20%	2521607
C-TYPE QTR C-73 TO C-84 B/V	31-03-2011	30	8	22	18,88,340	14,80,634	31,66,080	8,02,074	23,64,006	20%	1891205
C-TYPE QTR C-73 TO C-84 B/V	31-03-2011	30	8	22	6,29,447	4,93,545	10,55,360	2,67,358	7,88,002	20%	630402
ONE ROOM EXTN H-1 TO H-15 B/V	31-03-2010	60	9	51	9,36,179	7,11,867	17,71,149	2,52,389	15,18,761	20%	1215009
HUTMENTS	28-02-1981	60	38	22	90,428	4,521	10,78,811	6,49,085	4,29,726	20%	343781
G TYPE QTRS 65 TO 80	31-12-1986	60	33	27	4,77,958	23,898	42,87,248	22,40,087	20,47,161	20%	1637729
G TYPE QTRS. 81 TO 96	31-03-1993	60	25	35	13,65,627	4,36,691	66,77,023	26,42,988	40,34,035	20%	3227228
D TYPE QTR 65 TO 80	31-03-1996	60	23	37	21,84,717	9,45,460	85,45,465	31,11,974	54,33,492	20%	4346793
D TYPE QTR 65 TO 80	31-03-1996	30	23	7	7,28,239	3,15,153	28,48,488	20,74,649	7,73,839	20%	619071
D TYPE QTR 65 TO 80	31-03-1996	30	23	7	5,46,179	2,36,365	21,36,366	15,55,987	5,80,380	20%	464304
D TYPE QTR 65 TO 80	31-03-1996	30	23	7	1,82,060	78,788	7,12,122	5,18,662	1,93,460	20%	154768

DIVYA RAJ KUMAR
IBBI/RVI/01/2018/10031
Registered Valuer

E-TYPE QTR E-21 TO E-36 S/V	31-12-2010	60	9	51	48,12,160	37,50,050	91,04,086	12,97,332	78,06,754	20%	6245403
E-TYPE QTR E-21 TO E-36 S/V	31-12-2010	30	9	21	16,04,053	11,98,145	30,34,695	8,64,888	21,69,807	20%	1735846
E-TYPE QTR E-21 TO E-36 S/V	31-12-2010	30	9	21	12,03,040	9,37,512	22,76,021	6,48,666	16,27,355	20%	1301884
E-TYPE QTR E-21 TO E-36 S/V	31-12-2010	30	9	21	4,01,013	3,12,504	7,58,674	2,16,222	5,42,452	20%	433961
C TYPE QTRS	28-02-1981	60	38	22	11,17,218	55,861	1,33,28,408	80,19,259	53,09,149	20%	4247320
H TYPE QTRS S.COLONY	28-02-1981	60	38	22	2,42,142	12,107	28,88,753	17,38,067	11,50,687	20%	920549
H TYPE QRTS W.COLONY 41 TO 60	31-12-1982	60	37	23	2,15,798	10,790	25,74,472	15,08,212	10,66,261	20%	853008
H TYPE QTRS 41 TO 60	31-12-1983	60	36	24	6,859	343	70,543	40,209	30,333	20%	24267
G TYPE QTRS 1 TO 20	31-12-1984	60	35	25	2,14,624	10,731	22,07,296	12,23,210	9,84,086	20%	787269
H-TYPE QTR.71 TO 90 S/V	31-03-2009	60	10	50	29,11,756	21,66,913	59,51,033	9,42,247	50,08,786	20%	4007029
H-TYPE QTR.71 TO 90 S/V	31-03-2009	30	10	20	9,70,585	6,86,809	19,83,678	6,28,165	13,55,513	20%	1084411
H-TYPE QTR.71 TO 90 S/V	31-03-2009	30	10	20	7,27,939	5,41,728	14,87,758	4,71,123	10,16,635	20%	813308
H-TYPE QTR.71 TO 90 S/V	31-03-2009	30	10	20	2,42,646	1,80,576	4,95,919	1,57,041	3,38,878	20%	271103
D TYPE QTRS	28-02-1981	60	38	22	13,02,334	65,117	1,55,36,844	93,48,001	61,88,843	20%	4951074
F TYPE QTRS	28-02-1981	60	38	22	5,75,272	28,764	68,62,990	41,29,233	27,33,758	20%	2187006
E TYPE QTRS	28-02-1981	60	38	22	12,91,722	64,586	1,54,10,240	92,71,828	61,38,412	20%	4910730
G TYPE QTRS	28-02-1981	60	38	22	6,58,124	32,906	78,51,419	47,23,937	31,27,482	20%	2501985
G TYPE QRTS 33 TO 64	31-12-1982	60	37	23	5,96,219	29,811	71,12,888	41,66,967	29,45,921	20%	2356737
G TYPE QTRS 33 TO 64	31-12-1983	60	36	24	9,276	464	95,396	54,376	41,020	20%	32816
H TYPE QTRS W.COLONY	28-02-1981	60	38	22	4,62,845	23,142	55,21,736	33,22,244	21,99,491	20%	1759593
KOLKATA OFFICE M.ROY LANE	17-04-2012	60	7	53	1,30,06,111	1,15,62,252	1,97,91,907	21,93,603	1,75,98,304	20%	14078643
KOLKATA OFFICE M.ROY LANE	17-04-2012	30	7	23	43,35,370	34,18,325	65,97,302	14,62,402	51,34,900	20%	4107920
KOLKATA OFFICE M.ROY LANE	17-04-2012	30	7	23	32,51,528	26,62,220	49,47,977	10,96,802	38,51,175	20%	3080940
KOLKATA OFFICE M.ROY LANE	17-04-2012	30	7	23	10,83,843	9,63,521	16,49,326	3,65,601	12,83,725	20%	1026980
TOTAL:					**87,41,01,000**	**76,72,32,000**	**1,76,74,36,095**	**66,38,25,857**	**1,10,36,10,238**		**882888190**

D. V. Raj

DARISIPUDI V RAJ KUMAR
REGISTERED VALUER
IBBI/RV/01/2018/10031

Chapter: 5

Report on Plant & Machinery

Computation of Current Fair Value of Plant & Equipment, Non – Productive Assets of M/s. Mangalam Cement Limited:

(Rs. In Lacs)

Summary of Valuation

Particulars	WDV/Book Value as on 31.03.2019	Current Replacement Cost
Plant and Machinery	65,998.09	73,619.92
Furniture & Fittings	100.02	8.39
Vehicles	668.60	44.92
Office Equipments	28.33	2.28
Railway Siding	2,773.10	3,195.99
Capital WIP	7,306.08	7,306.08
TOTAL:	**76874.22**	**84177.58**

- Valuation has been done based on the current replacement cost method as per the physical condition of the assets seen during physical inspection.

Debasish Ghosh
Chartered Engineer
Registered Valuer (Plant & Machinery)
IBBI/RV/01/2019/11265
187, Barasat Road, Barrackpore
700122 W.B.

A. Plant & Machinery:

The Broad details of Plant & Machinery along with the Valuation are attached hereunder.

Years	APC FY start	Curr.bk.val.	Current Replacement Cost/ Residual Value	Depreciation upto 31.03.2019	Depreciated value of assets as on 31.03.2019
1981	1160495531	718450121	58024777	0	58024777
1982	748085	105321	37404	0	37404
1983	3386495	165745	169325	0	169325
1984	2292672	114634	114634	0	114634
1985	1783539	89177	89177	0	89177
1986	2376832	117552	118842	0	118842
1987	2067847	102948	103392	0	103392
1989	1852267	92613	92613	0	92613
1990	39284305	1964215	1964215	0	1964215
1991	7318321	365610	365916	0	365916
1992	42428249	2119593	2121412	0	2121412
1993	8786093	439305	439305	0	439305
1994	1479201	73044	73960	0	73960
1995	1741094094	83368710	87054705	0	87054705
1996	16729286	836464	836464	0	836464
1997	20503656	1119987	1025183	0	1025183
1998	26416599	2096319	1320830	0	1320830
1999	6362363	610974	318118	0	318118
2000	59372434	7584990	2968622	0	2968622
2001	11484848	1559683	574242	0	574242
2002	23455410	4168347	1172770	0	1172770
2003	147019176	71567267	7350959	0	7350959
2004	5698138	1327126	284907	0	284907
2005	5825765	1313896	14435523	11376775	3058748
2006	57970484	17025983	138732782	101526885	37205898
2007	67599656	7968538	155146751	104805131	50341621
2008	1495168290	786481837	3245326521	2009600342	1235726179
2009	1183826907	755878313	2419500248	1362022503	1057477745
2010	476574630	278443440	901627679	456802379	444825300
2011	501967045	336443499	841621393	379022826	462598567
2012	101854764	61777371	154996380	61077072	93919308
2013	1194550004	926810867	1672370005	564861834	1107508171
2014	1346539413	1084967598	1713777435	482373051	1231404385
2015	126938376	100020277	148094771	33347120	114747652

Debasish Ghosh
Chartered Engineer
Registered Valuer (Plant & Machinery)
IBBI/RV/01/2019/11265
187, Barasat Road, Barrackpore
700122 W.B.

2016	931895545	782367862	1027286427	173488790	853797638
2017	497860069	453550374	528033407	59449747	468583660
2018	35179559	90787399	36214252	2038629	34175624
2019	0	17040184	0	0	0
Grand Total	11356185948	6599317132	13163785348	5801793081	7361992267

***For detailed Valuation Please refer Annexure - 5**

Debasish Ghosh
Chartered Engineer
Registered Valuer (Plant & Machinery)
IBBI/RV/01/2019/11265
187, Barasat Road, Barrackpore
700122 W.B.

B. **Fittings, Furniture & Fittings, Office Equipment & Vehicles:**

(Rs. in lakhs)

Particulars	**WDV/Book Value as on 31.03.2019**	**Current Replacement Cost**
Furniture & Fittings	100.02	8.39
Vehicles	668.60	44.92
Office Equipments	28.33	2.28
Total:	**796.95**	**55.59**

These are non-productive assets and most of the items have utilised its useful life. Hence, not qualify for revaluation. In all these classes of assets we have reduced the value to 5% of the original cost while arriving at the current fair value Considering Residual Value Concept.

Section 123 & Schedule – II of the Companies Act, 2013 prescribe, that 5% of the Original cost or WDV as on 31.03.2019 of the assets, whichever is lower should be maintained as Residual value.

Debasish Ghosh
Chartered Engineer
Registered Valuer (Plant & Machinery)
IBBI/RV/01/2019/11265
187, Barasat Road, Barrackpore
700122 W.B.

C. Railway Sliding:

Asset description	Capitalized on	Useful Life	Actual life	Balance Life	APC FY start	Curr.bk.val.	Current Replacement Cost	Depreciation	Depreciated value of assets
EXTENTION OF RLY SIDING 4&5	30-12-2018	15	1	14	45,06,946	45,06,946	46,39,503	293835	4345668
BLOCK AS ON 28.2.81	28-02-1981	15	38	-23	1,20,62,163	6,03,108	6,03,108	0	603108
ADDITION DURING 1981	31-12-1981	15	38	-23	13,57,131	67,857	67,857	0	67857
ADDITIONS DURING 1989-90	31-03-1990	15	29	-14	9,70,711	48,536	48,536	0	48536
RAILWAY SIDING	31-03-1981	15	38	-23	2,60,34,757	1,72,89,703	13,01,738	0	1301738
RAILWAY SIDEING	31-03-1995	15	24	-9	90,47,813	4,52,391	4,52,391	0	452391
1RAILWAY SIDING - Plant & Compaction	28-05-2014	15	5	10	11,98,95,333	11,68,51,175	20,62,89,546	65325023	140964523
1RAILWAY SIDING - Plant & Compaction	28-05-2014	15	5	10	7,89,21,658	5,46,99,796	10,04,45,747	31807820	68637927
1RAILWAY SIDING - Plant & Compaction	28-05-2014	15	5	10	9,47,05,990	6,56,39,731	12,05,34,896	38169384	82365512
1RAILWAY SIDING - Plant & Compaction	28-05-2014	15	5	10	1,57,84,332	1,09,39,087	2,00,89,149	6361564	13727585
EXTENTION OF RLY SIDING	10-07-2015	15	4	11	81,32,112	62,11,671	94,87,464	2403491	7083973
TOTAL					**36,69,12,000**	**27,73,10,000**	**46,39,59,933**	**144361116**	**319598817**

Debasish Ghosh
Chartered Engineer
Registered Valuer (Plant & Machinery)
IBBI/RV/01/2019/11265
187, Barasat Road, Barrackpore
700122 W.B.

D. Capital Work In Progress:

The amounts have been reflected in the Financial Statements of the company as on 31st March, 2019, which is Rs. 7306.08 Lakhs.

The company had made the Investment towards Waste Heat Recovery Unit with a capacity of 11 MW at Morak Plant in Rajasthan, which is scheduled to be commissioned in September, 2019

Capital Work-in-Progress assets in the course of construction for production or /and supply of goods or services or administrative purposes, or for purposes not yet determined, are carried at cost, less any recognized impairment loss. At the point when the asset is operating at management's intended use, the cost of construction is transferred to the appropriate category of property, plant and equipment. Costs associated with the commissioning of an asset are capitalised where the asset is available for use but incapable of operating at normal levels until a period a period of commissioning has been completed.

While ascertaining the Current Fair value, I have considered the entire amount of Rs. 7306.08 Lakhs based on the Going Concern concept.

Debasish Ghosh
Chartered Engineer
Registered Valuer (Plant & Machinery)
IBBI/RV/01/2019/11265
187, Barasat Road, Barrackpore
700122 W.B.

I, hereby certify that, as a part of the valuation team of Mr. Sanjai Kumar Gupta for this assignment, I have ascertained the above Current Fair value of asset category "Plant & Machinery" of M/s Mangalam Cement Limited in compliance of the mandate received from the client company.

Debasish Ghosh
Chartered Engineer
Registered Valuer (Plant & Machinery)
IBBI/RV/01/2019/11265
187, Barasat Road, Barrackpore
700122 W.B.

Debasish Ghosh

Debasish Ghosh

IBBI Registered Valuer - Plant & Machinery

IBBI Registration No. IBBI/RV/01/2019/11265

Kolkata, West Bengal

Chapter: 6

Report on

Financial Assets & Securities

Computation of Current Fair Value of Financial Assets of M/s. Mangalam Cement Limited:

Summary of valuation Rs. in Lakhs

Particulars	Book Value as on 31.03.2019	Current Replacement Cost
Other Intangible Assets	1,002.56	1,002.56
Investments(Non-Current Assets)	2,758.78	69.16
Other Financial Assets	942.27	942.27
Other non- current assets	2,282.57	2,282.57
Inventories	11,656.42	10143.78
Investments(Current Assets)	538.63	538.63
Trade Receivables	3,523.95	3401.57
Cash & Cash Equivalents	66.53	66.53
Bank Balance	1,307.08	1,307.08
Loans & Deposits	12,220.00	12,220.00
Others	1,988.94	1,988.94
Current Tax Assets	581.27	581.27
Other Current Assets	14,143.06	14,143.06
TOTAL:	**53012.06**	**48687.42**

SANJAI KUMAR GUPTA IBBI/RV/06/2019/11476 Registered Valuer SFA

A. Intangible Assets:

WDV of Intangible Assets reflects an amount of Rs. 1002.56 lakhs in the audited Financial Statements of the company as on 31.03.2019.

The Broad details are as follows:

Computer Software	:	Rs. 210.30 lakhs
Mining Rights	:	Rs. 792.26 lakhs
TOTAL	**:**	**Rs. 1002.56 Lakhs**

While ascertaining the Current Fair value, I have considered the entire amount of Rs. 1002.56 Lakhs based on the Going Concern concept.

SANJAI KUMAR GUPTA
IBBI/RV/06/2019/11476
Registered Valuer SFA

B. Non-Current Investment:

These are Investments, in the form of Quoted equity shares of Rs. 10 each and 7.5% Unquoted Preference shares of Rs. 100 each, made in Mangalam Timber Products Ltd. the broad details are as follows:

(Rs. in Lakhs)

Description	Book Value as on 31.03.2019	Value Considered by us
Equity Shares (650000 shares of Rs. 10 each)	111.48	69.16
7.5% Preference Shares (3447000 shares of Rs. 100 each)	2647.30	Nil
TOTAL:	**2758.78**	**69.16**

In the case of 7.5% preference shares,

"The Financial Statements have been prepared in accordance with all material respects with Indian Accounting Standards (IND AS) as per the Companies (Indian Accounting Standards Rules), 2015 as amended, notified under section 133 of the Companies Act, 2013" as reported by the statutory auditor of the company"

As the financial health of the company is not very well, it is presumed that the company may not be able to meet the claims of the Preference Shareholders. Therefore, we have not considered the same while ascertaining the Fair Value.

The equity shares have been valued at the Intrinsic value of the Mangalam Timber product Limited i.e. Rs. 10.64 per share.

SANJAI KUMAR GUPTA IBBI/RV/06/2019/11476 Registered Valuer SFA

C. Other Financial Assets:

Amount outstanding in the Financial Statements of the Company as on 31.03.2019 is Rs. 942.27 Lakhs. The broad details are as follows-

Deposits with Govt. Department and Others	Rs. 817.57 Lakhs
Interest Accrued on Fixed Deposits with bank	Rs. 11.08 Lakhs
Margin Money with bank	Rs. 113.52 Lakhs
Advance Recoverable	Rs. 0.10 Lakhs
TOTAL	**Rs. 942.27 Lakhs**

"The Financial Statements have been prepared in accordance with all material respects with Indian Accounting Standards (IND AS) as per the Companies (Indian Accounting Standards Rules), 2015 as amended, notified under section 133 of the Companies Act, 2013" as reported by the statutory auditor of the company"

I have considered the entire amount of Rs. 942.27 Lakhs while ascertaining the Current Fair value, based on Going Concern Concept and Written Representations received from the management of the Company.

SANJAI KUMAR GUPTA
IBBI/RV/06/2019/11476
Registered Valuer SFA

D. Other Non-Current Assets:

Amount outstanding in the Financial Statements of the Company as on 31.03.2019 is Rs. 2282.57 Lakhs. The broad details are as follows-

Capital Advance	Rs. 2194.52 Lakhs
Prepaid Expenses	Rs. 88.05 lakhs
TOTAL:	**Rs. 2282.57 lakhs**

"The the Financial Statements have been prepared in accordance with all material respects with Indian Accounting Standards (IND AS) as per the Companies (Indian Accounting Standards Rules), 2015 as amended, notified under section 133 of the Companies Act, 2013" as reported by the statutory auditor of the company"

I have considered the entire amount of Rs. 2282.57 Lakhs while ascertaining the Current Fair value, based on Going Concern Concept.

SANJAI KUMAR GUPTA
IBBI/RV/06/2019/11476
Registered Valuer SFA

E. Inventories:

Amount outstanding in the Financial Statements of the Company as on 31.03.2019 is Rs. 11656.42 Lakhs. The broad details are as follows-

Raw Material	Rs. 1281.10 Lakhs
WIP	Rs. 1122.91 Lakhs
Finished Goods	Rs. 512.61 Lakhs
Stores 7 Spares	Rs. 8737.52 Lakhs
Scrap & waste	Rs. 2.28 Lakhs
TOTAL:	**Rs. 11656.42 Lakhs**

"The Financial Statements have been prepared in accordance with all material respects with Indian Accounting Standards (IND AS) as per the Companies (Indian Accounting Standards Rules), 2015 as amended, notified under section 133 of the Companies Act, 2013" as reported by the statutory auditor of the company"
There is Store & Spares of Rs. 1512.64 Lakhs, which lying with the vendor.

We have not been provided with the detailed schedule of Inventory including the category wise details i.e. Non-Moving, Slow-moving & Dead Stock.

Since physical inventory was not possible. I have relied on the figures furnished by the management of the Company and as per the audited balance sheet.

However, based on Going Concern Concept, I have considered the amount of Rs. 10143.78 Lakhs while ascertaining the Current Fair Value.

SANJAI KUMAR GUPTA IBBI/RV/06/2019/11476 Registered

F. Current Investment:

Amount outstanding in the Financial Statements of the Company as on 31.03.2019 is Rs. 538.63 Lakhs, invested in Mutual fund of ABSL Cash Manager (Growth).

I have considered the entire amount of Rs. 538.63 Lakhs while ascertaining the Current Fair value, based on Going Concern Concept.

G. Trade Receivables:

Amount outstanding in the Financial Statements of the Company as on 31.03.2019 is Rs. 3523.95 Lakhs.

There are amount outstanding of Rs. 122.38 Lakhs which are outstanding more than 6 months.

I have not been provided with the party wise details of the receivables including age analysis.

However, I have been given to understand that the entire Receivables are recoverable.

Therefore, based on Going Concern Concept and the Written Representations obtained from the management of the Company I have considered amount outstanding of Rs. 3401.57 Lakhs while ascertaining the Current Fair Value.

SANJAI KUMAR GUPTA
IBBI/RV/06/2019/11476
Registered Valuer SFA

H. Cash & Cash Equivalents:

Amount outstanding in the Financial Statements of the Company as on 31.03.2019 is Rs. 66.53 Lakhs. The broad details are as follows:

Current Account Balance	Rs. 55.19 Lakhs
Cash in hand	Rs. 11.34 Lakhs
TOTAL:	**Rs. 66.53 Lakhs**

based on Going Concern Concept, I have considered the entire amount outstanding of Rs. 66.53 Lakhs while ascertaining the Current Fair Value.

I. Other bank balances:

Amount outstanding in the Financial Statements of the Company as on 31.03.2019 is Rs. 1307.08 Lakhs. The broad details are as follows:

Deposits with more than 3 months maturity	Rs. 1108.25 Lakhs
Balance- Margin money	Rs. 150.84 Lakhs
Unpaid Dividend Account	Rs. 47.99 Lakhs
TOTAL:	**Rs. 1307.08 Lakhs**

based on Going Concern Concept, I have considered the entire amount outstanding of Rs. 1307.08 Lakhs while ascertaining the Current Fair Value.

SANJAI KUMAR GUPTA
IBBI/RV/06/2019/11476

J. Loans & Deposits:

Amount outstanding in the Financial Statements of the Company as on 31.03.2019 is Rs. 12220.00 Lakhs. The broad details are as follows:

Related Parties	Rs. 2170.00 Lakhs
Others	Rs. 10050.00 Lakhs
Total:	**Rs. 12220.00 Lakhs**

I have not been provided with the Copies of MOA & AOA for verification of the fact, that whether the Related Party transactions are authorized by the proper authorities.

"The the Financial Statements have been prepared in accordance with all material respects with Indian Accounting Standards (IND AS) as per the Companies (Indian Accounting Standards Rules), 2015 as amended, notified under section 133 of the Companies Act, 2013" as reported by the statutory auditor of the company"

Therefore, based on Going Concern Concept and the Written Representations obtained from the management of the Company I have considered the entire amount outstanding of Rs. 12220.00 Lakhs while ascertaining the Current Fair Value.

SANJAI KUMAR GUPTA
IBBI/RV/06/2019/11476
Registered Valuer SFA

K. Other Current Financial Assets:

Amount outstanding in the Financial Statements of the Company as on 31.03.2019 is Rs. 1988.94 Lakhs. The broad details are as follows:

Deposit with Govt departments & Others	Rs. 23.58 Lakhs
Interest Accrued on fixed deposits	Rs. 694.32 Lakhs
Interest Accrued on ICD to related parties	Rs. 504.54 Lakhs
Interest Swap	Rs. 13.36 Lakhs
Subsidy Receivables from Govt	Rs. 747.15 Lakhs
Advance recoverable	Rs. 5.99 Lakhs
TOTAL:	**Rs. 1988.94 Lakhs**

I have not been provided with the Copies of MOA & AOA for verification of the fact, that whether the Related Party transactions are authorized by the proper authorities.

"The Financial Statements have been prepared in accordance with all material respects with Indian Accounting Standards (IND AS) as per the Companies (Indian Accounting Standards Rules), 2015 as amended, notified under section 133 of the Companies Act, 2013" as reported by the statutory auditor of the company"

Therefore, based on Going Concern Concept and the Written Representations obtained from the management of the Company I have considered the entire amount outstanding of Rs. 1988.94 Lakhs while ascertaining the Current Fair Value.

SANJAI KUMAR GUPTA
IBBI/RV/06/2019/11476
Registered Valuer SFA

L. Current Tax Assets:

Amount outstanding in the Financial Statements of the Company as on 31.03.2019 is Rs. 581.27 Lakhs, as the Advance Income Tax Receivable.

"The the Financial Statements have been prepared in accordance with all material respects with Indian Accounting Standards (IND AS) as per the Companies (Indian Accounting Standards Rules), 2015 as amended, notified under section 133 of the Companies Act, 2013" as reported by the statutory auditor of the company"

Based on the Audited Financial Statements of the Company as on 31.03.2019 and Going Concern Concept, I have considered the entire amount outstanding of Rs. 581.27 Lakhs while ascertaining the Current Fair Value.

M. Other Current Assets:

Amount outstanding in the Financial Statements of the Company as on 31.03.2019 is Rs. 14143.06 Lakhs. The broad details are as follows:

Advance Recoverable	Rs. 13851.32 Lakhs
Prepaid Expenses	Rs. 291.74 Lakhs
TOTAL:	**Rs. 14143.06 Lakhs**

Based on Going Concern Concept and the Written Representations obtained from the management of the Company, I have considered the entire amount outstanding of Rs. 14143.06 Lakhs while ascertaining the Current Fair Value.

SANJAI KUMAR GUPTA
IBBI/RV/06/2019/11476
Registered Valuer SFA

I, hereby certify that, for this assignment, I have ascertained the above Current Fair value of asset category "Securities or Financial Assets" of M/s Mangalam Cement Limited in compliance of the mandate received from the client company.

This report is an integral part of the Consolidated Report.

Sanjai Kumar Gupta

SANJAI KUMAR GUPTA
Registered Valuer SFA
IBBI/RV/06/2019/11476

SANJAI KUMAR GUPTA
IBBI/RV/06/2019/11476
Registered Valuer SFA

Sanjai Kumar Gupta

IBBI Registered Valuer - Securities or Financial Assets

IBBI Registration No. IBBI/RV/06/2019/11476

Kolkata, West Bengal

Chapter: 7

Report on

Average Market value

Details of Traded Price Of Equity Shares on the "NSE"

Symbol	Series	Date	Prev Close	Open Price	High Price	Low Price	Last Price	Close Price	Average Price
MANGLMCEM	EQ	19-Dec-18	213.8	215.9	227.75	213	220.9	220.6	221.41
MANGLMCEM	EQ	20-Dec-18	220.6	220	235.05	219.2	229.95	229.3	229.15
MANGLMCEM	EQ	21-Dec-18	229.3	230.5	230.55	222	222	222.55	224.68
MANGLMCEM	EQ	24-Dec-18	222.55	221.25	221.25	213.5	214.2	214.35	215.18
MANGLMCEM	EQ	26-Dec-18	214.35	213.05	216	209.1	213.2	212.25	211.91
MANGLMCEM	EQ	27-Dec-18	212.25	213.6	221	213.6	218.8	218.1	218.26
MANGLMCEM	EQ	28-Dec-18	218.1	219	226.95	216.65	221	221.15	221.02
MANGLMCEM	EQ	31-Dec-18	221.15	221.9	226.95	221.8	224.75	223.15	224.26
MANGLMCEM	EQ	01-Jan-19	223.15	221.9	237	221.9	235.1	235.7	233.97
MANGLMCEM	EQ	02-Jan-19	235.7	235.5	240.5	226.15	226.25	229.05	234.74
MANGLMCEM	EQ	03-Jan-19	229.05	227.6	232	223.25	224	224.1	226.42
MANGLMCEM	EQ	04-Jan-19	224.1	225.45	228.55	222.7	228	227.4	225.83
MANGLMCEM	EQ	07-Jan-19	227.4	228.75	229.2	225.1	227	226.05	226.94
MANGLMCEM	EQ	08-Jan-19	226.05	225.5	231.95	223.5	231	230.95	229.6
MANGLMCEM	EQ	09-Jan-19	230.95	234.85	234.85	226.1	226.1	228.15	230.73
MANGLMCEM	EQ	10-Jan-19	228.15	226.75	231.55	224.45	230.95	229.6	229.43
MANGLMCEM	EQ	11-Jan-19	229.6	228.25	239	221.6	229.2	229.5	231.37
MANGLMCEM	EQ	14-Jan-19	229.5	228.15	229.45	222.95	224.55	226.15	225.82
MANGLMCEM	EQ	15-Jan-19	226.15	229.75	230.1	222.05	227	227.25	227.35
MANGLMCEM	EQ	16-Jan-19	227.25	227.5	231	227	231	230.7	229.2
MANGLMCEM	EQ	17-Jan-19	230.7	231.45	231.75	225.15	226.8	226.65	227.1
MANGLMCEM	EQ	18-Jan-19	226.65	228.05	230	221	221.5	221.5	222.62
MANGLMCEM	EQ	21-Jan-19	221.5	222.85	225.5	216.25	217.8	219.05	221.11
MANGLMCEM	EQ	22-Jan-19	219.05	220	223	217.75	219.9	220.4	218.89
MANGLMCEM	EQ	23-Jan-19	220.4	219.35	230	219	228	224.8	226.41
MANGLMCEM	EQ	24-Jan-19	224.8	228.95	228.95	220.1	220.5	222.35	223.23
MANGLMCEM	EQ	25-Jan-19	222.35	225.45	235.15	218.25	218.5	219.4	224.51
MANGLMCEM	EQ	28-Jan-19	219.4	221	221	210.3	211.6	211.7	214.67
MANGLMCEM	EQ	29-Jan-19	211.7	210.4	216.6	210.4	212.4	214.4	213.27
MANGLMCEM	EQ	30-Jan-19	214.4	213.1	219.95	212.05	212.05	213.15	213.22
MANGLMCEM	EQ	31-Jan-19	213.15	213	215.95	211.9	213.9	213.9	213.46
MANGLMCEM	EQ	01-Feb-19	213.9	214.95	215.1	212	212.8	212.5	213.23
MANGLMCEM	EQ	04-Feb-19	212.5	212.25	213.05	205.1	206.1	206.6	207.3
MANGLMCEM	EQ	05-Feb-19	206.6	207.9	219	202	206	206	204.79
MANGLMCEM	EQ	06-Feb-19	206	207.6	216	205.3	212.35	214	211.11
MANGLMCEM	EQ	07-Feb-19	214	212.7	219	209.1	214	215	214.64
MANGLMCEM	EQ	08-Feb-19	215	216.8	216.85	210	211	210.8	211.71
MANGLMCEM	EQ	11-Feb-19	210.8	212.1	212.1	197.1	198.15	200.85	203
MANGLMCEM	EQ	12-Feb-19	200.85	204.9	204.9	190.35	204	197.6	195.92

SANJAY KUMAR GUPTA IBBI/RV/06/2019/11476 Registered Valuer

MANGLMCEM	EQ	13-Feb-19	197.6	198.8	208.05	192.2	197.85	195.85	200.94
MANGLMCEM	EQ	14-Feb-19	195.85	197.1	201.7	195.05	201.7	200.65	199.34
MANGLMCEM	EQ	15-Feb-19	200.65	192.25	206.5	192.25	206.5	204.1	202.18
MANGLMCEM	EQ	18-Feb-19	204.1	205.4	205.4	195.25	196.2	196.75	199
MANGLMCEM	EQ	19-Feb-19	196.75	198	209.9	197.5	203.35	203.2	205.56
MANGLMCEM	EQ	20-Feb-19	203.2	204.45	210	202.05	202.55	203.1	205.98
MANGLMCEM	EQ	21-Feb-19	203.1	203.1	208.75	202.1	208.75	205.5	204.3
MANGLMCEM	EQ	22-Feb-19	205.5	205.45	211	202.05	208	210.45	209.36
MANGLMCEM	EQ	25-Feb-19	210.45	209.1	211.85	208.55	211.5	211.1	210.78
MANGLMCEM	EQ	26-Feb-19	211.1	209.8	210.65	205	209.9	209.35	208.92
MANGLMCEM	EQ	27-Feb-19	209.35	208.7	222.95	208.7	212	213.4	217.38
MANGLMCEM	EQ	28-Feb-19	213.4	214.7	216.5	212.7	216	214.9	215.26
MANGLMCEM	EQ	01-Mar-19	214.9	214.7	231	214.65	224.6	226.45	225.62
MANGLMCEM	EQ	05-Mar-19	226.45	226.4	243	226.35	238.4	237.7	237.06
MANGLMCEM	EQ	06-Mar-19	237.7	240	244.95	238.95	241	241.15	241.54
MANGLMCEM	EQ	07-Mar-19	241.15	240.2	254	232	251.6	251.7	247.56
MANGLMCEM	EQ	08-Mar-19	251.7	253.5	253.5	244.55	246	245.45	247.34
MANGLMCEM	EQ	11-Mar-19	245.45	245.45	255.5	244.4	250.35	251.35	250.52
MANGLMCEM	EQ	12-Mar-19	251.35	253.3	260	253.05	253.3	254.35	255.5
MANGLMCEM	EQ	13-Mar-19	254.35	255.35	255.4	246.55	247.5	247.35	250.9
MANGLMCEM	EQ	14-Mar-19	247.35	252.3	252.8	245	248	249.7	249.09
MANGLMCEM	EQ	15-Mar-19	249.7	249.7	254	243.5	245.05	248.75	250.29
MANGLMCEM	EQ	18-Mar-19	248.75	248.75	255	244.9	250.5	251.35	249.02
MANGLMCEM	EQ	19-Mar-19	251.35	252.05	257.4	246.4	251.3	252.95	253.25
MANGLMCEM	EQ	20-Mar-19	252.95	253.4	263	251.8	257	256.95	259.24
MANGLMCEM	EQ	22-Mar-19	256.95	255	276	252.95	275.75	273.7	268.24
MANGLMCEM	EQ	25-Mar-19	273.7	276	281	269.6	281	279.75	278.3
MANGLMCEM	BL	26-Mar-19	165.4	282	282	282	282	282	282
MANGLMCEM	EQ	26-Mar-19	279.75	280	284	264.3	270	269.25	280.71
MANGLMCEM	EQ	27-Mar-19	269.25	270	274.6	261.05	265	265.05	266.96
MANGLMCEM	EQ	28-Mar-19	265.05	266	282	262.55	270	275	271.14
MANGLMCEM	BL	29-Mar-19	282	277	277	277	277	277	277

9

MANGLMCEM	EQ	29-Mar-19	275	273	278	265.35	266	267.7	269.61
MANGLMCEM	EQ	01-Apr-19	267.7	270	278.5	267	267	268.3	272.62
MANGLMCEM	EQ	02-Apr-19	268.3	268.3	271.5	266.6	269.45	269.3	269.42
MANGLMCEM	EQ	03-Apr-19	269.3	274.7	274.7	258.5	260	262	268.43
MANGLMCEM	EQ	04-Apr-19	262	264.1	273	257.75	258	260.6	266.65
MANGLMCEM	EQ	05-Apr-19	260.6	259	266.7	259	262.55	263.65	263.58
MANGLMCEM	EQ	08-Apr-19	263.65	265.75	271	264.25	267	265.85	268.35
MANGLMCEM	EQ	09-Apr-19	265.85	265.85	274	264.2	271	271.15	271.09
MANGLMCEM	EQ	10-Apr-19	271.15	269.55	274	265.3	266.15	270.15	270.49
MANGLMCEM	EQ	11-Apr-19	270.15	272.4	272.4	265.6	267	266.85	268.9
MANGLMCEM	EQ	12-Apr-19	266.85	266	274	264	264.2	265.85	268.91
MANGLMCEM	EQ	15-Apr-19	265.85	265.05	275.95	265.05	274.95	274.15	272.25
MANGLMCEM	EQ	16-Apr-19	274.15	275.9	276	270	270.8	270.35	273.6
MANGLMCEM	EQ	18-Apr-19	270.35	272.6	273.3	266.85	267.6	268.25	268.84
MANGLMCEM	EQ	22-Apr-19	268.25	266.65	269.8	262.5	262.5	262.5	263.86
MANGLMCEM	EQ	23-Apr-19	262.5	264.5	267	261.9	265	262.7	263.58
MANGLMCEM	EQ	24-Apr-19	262.7	263	271.55	256.95	271	270.35	266.99
MANGLMCEM	EQ	25-Apr-19	270.35	271.05	284	271	278	276	278.62
MANGLMCEM	EQ	26-Apr-19	276	276.25	285	273.7	280.6	283.9	281.83
MANGLMCEM	EQ	30-Apr-19	283.9	284	284	273.95	282	282.55	278.75
MANGLMCEM	EQ	02-May-19	282.55	282.9	282.95	269	269.3	273.15	276.59
MANGLMCEM	EQ	03-May-19	273.15	270.9	286	270.9	277	277.6	279.58
MANGLMCEM	EQ	06-May-19	277.6	277.5	279.5	268	274	272.1	273.85
MANGLMCEM	EQ	07-May-19	272.1	272.65	276.7	267.25	270	269.5	272.43
MANGLMCEM	EQ	08-May-19	269.5	271.7	275	261	261	265.15	266.66
MANGLMCEM	EQ	09-May-19	265.15	265.45	265.45	254.5	257.1	260	260.14
MANGLMCEM	EQ	10-May-19	260	261.15	269.95	261.15	269.5	267.45	265.98
MANGLMCEM	EQ	13-May-19	267.45	269.4	269.4	242	245	249.95	259.41
MANGLMCEM	EQ	14-May-19	249.95	247.4	253	246.05	253	248.5	247.64
MANGLMCEM	EQ	15-May-19	248.5	249.05	254.4	240.5	242.25	241.75	247.03
MANGLMCEM	EQ	16-May-19	241.75	243.7	260	234.5	260	254.75	252.36
MANGLMCEM	BL	17-May-19	277	255	255	255	255	255	255
MANGLMCEM	EQ	17-May-19	254.75	254	260	243.15	245.5	247.25	254.5
MANGLMCEM	EQ	20-May-19	247.25	261.9	262.05	253.2	258.5	258.25	258.26

SANJAI KUMAR GUPTA IBBI/RV/06/2019/11476 Registered Valuer SFA

MANGLMCEM	EQ	21-May-19	258.25	258.7	264.7	254	254.2	254.95	261.26
MANGLMCEM	EQ	22-May-19	254.95	255.05	260.9	244.8	255	254.25	253.24
MANGLMCEM	EQ	23-May-19	254.25	278.95	278.95	257	261.65	260.9	271.32
MANGLMCEM	EQ	24-May-19	260.9	261.65	275.75	261.3	271.5	272.55	271.78
MANGLMCEM	EQ	27-May-19	272.55	274.8	278	272	273.2	274.2	275.42
MANGLMCEM	EQ	28-May-19	274.2	276.35	276.35	266.7	266.7	268.35	270.74
MANGLMCEM	EQ	29-May-19	268.35	266.25	268	263.1	265	265.05	265.42
MANGLMCEM	EQ	30-May-19	265.05	263.25	274.45	263.2	266.8	265.8	269.9
MANGLMCEM	EQ	31-May-19	265.8	263.85	268	263.6	267	265.5	265.37
MANGLMCEM	EQ	03-Jun-19	265.5	264.1	274.05	263.4	269.7	268.65	271.17
MANGLMCEM	EQ	04-Jun-19	268.65	270.5	278.25	266.5	277	276.6	273.7
MANGLMCEM	EQ	06-Jun-19	276.6	274.6	274.65	260.25	260.75	261.35	265.36
MANGLMCEM	EQ	07-Jun-19	261.35	260.1	263.4	259.2	261	260.8	260.82
MANGLMCEM	EQ	10-Jun-19	260.8	262.9	262.9	251.05	252.7	252.65	254.68
MANGLMCEM	EQ	11-Jun-19	252.65	258	258.4	249.05	250.2	250.35	252.37
MANGLMCEM	EQ	12-Jun-19	250.35	249	259.05	249	255.5	255.35	254.82
MANGLMCEM	EQ	13-Jun-19	255.35	253.5	255.5	246	246	247.85	249.22
MANGLMCEM	EQ	14-Jun-19	247.85	246.1	249.7	242	242	244.3	246.44
MANGLMCEM	EQ	17-Jun-19	244.3	242.55	244.5	236	236	238.1	239.87
MANGLMCEM	EQ	18-Jun-19	238.1	240.1	249	236.55	248.05	247.8	244.04
MANGLMCEM	EQ	19-Jun-19	247.8	248.8	250.55	226.25	237	235.15	234.84
MANGLMCEM	EQ	20-Jun-19	235.15	237.10	240.00	233.00	235.25	237.65	235.44
Total			**30749.25**	**30932.45**	**31602.75**	**30273.25**	**30832.10**	**30862.70**	**30980.76**
No. of days traded			**126**	**126**	**126**	**126**	**126**	**126**	**126**
Average price			**244.04**	**245.49**	**250.81**	**240.26**	**244.69**	**244.94**	**245.88**

NOTE:

We have considered the Average Market Price of the Shares quoted in the National Stock Exchange i.e. Rs. 245.88 per share, based on the data available in public domain from 19th December, 2018 to 20th June, 2019.

SANJAI KUMAR GUPTA
IBBI/RV/06/2019/11476
Registered Valuer SFA

Chapter: 8

Statement of Assumptions, Limiting Conditions & Important Notice Cum Disclaimer

Assumptions, Limiting Conditions & Important Notice Cum Disclaimer

- This report is only to be used in its entirety, and for the purpose stated in the report. No third parties should rely on the information or data contained in this report without the advice of their lawyer, attorney or accountant. We acknowledge that we have no present or contemplated financial interest in the Company. Our fees for this valuation are based upon our normal billing rates, and not contingent upon the results or the value of the business or in any other manner.
- We have no responsibility to modify this report for events and circumstances occurring subsequent to the date of this report. We have, however, used conceptually sound and generally accepted methods, principles and procedures of valuation in determining the value estimate included in this report.
- The valuation analyst, by reason of performing this valuation and preparing this report, is not to be required to give expert testimony nor to be in attendance in court or at any government hearing with reference to the matters contained herein, unless prior arrangements have been made with an analyst regarding such additional engagement and which, the analyst shall be at a liberty to accept or decline.
- Any matters related to legal title and ownership are outside the purview and scope of this valuation exercise. Further, no legal advice regarding the title and ownership of the subject property has been obtained while conducting this valuation exercise. Valuation may be significantly influenced by adverse legal, title or ownership, encumbrance issues.
- For the present valuation exercise, we have also relied upon information available in the public domain. However, the accuracy and timeliness of the same has not been independently verified by us.
- Provision of valuation recommendations and considerations of the issues described herein are areas of our regular corporate advisory practice. The services do not represent accounting, assurance, financial due diligence review, consulting, transfer pricing or domestic/international tax-related services that may otherwise be provided by us.
  This Report contains proprietary and strictly confidential information, which has been prepared by us under a specific mandate.
- By accepting a copy of this Report, the recipient agrees to keep its contents and any other information which is disclosed to the recipient, confidential, and shall not divulge, distribute or disseminate any information contained herein, in part or in full, without our prior written approval.
- This Report and information contained herein or any part of this report, does not constitute or purport to constitute investment advice in publicly accessible media and should not be printed, reproduced, transmitted, sold, distributed or published by or on behalf of the recipient without the prior written approval from us. The recipient also agrees to indemnify us against any claims that may arise as a result of a breach of any confidentiality arrangement, which governs the contents of this Report.
- This Report and opinions contained herein have been prepared by us, inter alia, on the basis of information and documents available in the public domain, information provided by the company, data available on the company website.
- We have not carried out any independent verification for the accuracy or truthfulness or completeness of the same and hence, no representation or warranty, express or implied is made that it is accurate, authentic, fair, correct or complete. We do not accept any responsibility or liability for any such information or opinions and therefore, any liability or responsibility is expressly disclaimed.

SANJAI KUMAR GUPTA IBBI/RV/ 11476 Registered Valuer SFA

- This Report has been prepared for the specific purpose as mentioned in the Report, and does not constitute any recommendation, and should not be construed as an offer to sell or the solicitation of an offer to buy, purchase or subscribe to any securities mentioned therein, and neither this Report nor anything contained herein shall form the basis of or be relied upon in connection with any contract or commitment whatsoever, apart from the specific purpose as mentioned above. It may be noted however, that nothing in these materials is intended to be construed as legal, accounting, technical or tax advice.
- This Report constitutes an opinion expressed by us and each party concerned has to draw its own conclusions on making independent enquiries and verifications and we should not be held liable for any financial loss incurred by anyone based on this report. Neither we or our affiliates, nor its directors, employees, agents or representatives shall be liable for any damages whether direct or indirect, incidental, special or consequential including lost revenue or lost profits that may arise from or in connection with the use of this Report. Further, by accepting a copy this Report, the recipient accepts the terms of this Notice cum Disclaimer, which forms an integral part of this Report and the recipient shall be deemed to have agreed to indemnify us against any claims that may be raised as a result of or in connection with the data and opinions presented in this Report.
- The delivery of this Report at any time does not imply that the information in it is correct as of any time after the date set out on the cover page hereof, or that there has been no change in the status of the subject or anyone else since that date. Analysis including the Valuation analysis and results under this Report are specific to the purpose of valuation under this Report and is as on a particular date. It may not be valid for any other purpose or as at any other date. Also, it may not be valid if done on behalf of any other entity. We, however, have no obligation to update this Report for events, trends or transactions relating to the Company or the market/economy in general and occurring subsequent to the date of this Report.
- We are not responsible for arithmetical inaccuracies/logical inconsistencies of any financial model or business plan or other information / data provided by the Company and used in connection with this Report. Also, we have been given to understand that it has not omitted any relevant and material factors and that it has checked out relevance or materiality of any specific information to the present exercise with us in case of any doubt. We assume no responsibility for any errors in the information furnished and their impact on the present exercise.
- There will usually be differences between estimated and actual results because events and circumstances may not occur as expected, and those differences may be material. Under such circumstances, no assurance can be provided that the assumptions or data upon which any estimates have been based are accurate or whether these estimates will actually materialize. All assumptions and commercial inputs with regard to financial projections have been obtained and in certain cases such inputs/assumptions have been modified as per the updates provided by them. We have not carried out any due diligence independently in verifying the accuracy or veracity of data provided by the Company. Therefore, financial projections and ratios (if any) presented in this Report are forecast on the basis of these given information. Neither we nor any of its associates, nor any of their respective directors, employees or advisors or controlling persons make any expressed or implied representation or warranty and no responsibility or liability whether direct or indirect, express or implied, contractual, tortuous, statutory or otherwise, is accepted by any of them with respect to the accuracy, completeness or reasonableness of the facts, opinions, estimates, forecasts, or other information set forth in this Report or the underlying assumptions on which they are based or the accuracy of any computer model used or for any errors, omissions or misstatements or for any loss /damage be it tangible or intangible, howsoever arising, from the use of this Report and nothing

SANJAI KUMAR GUPTA IBBI/RVI 06/24-24191 11476 Registered SFA

contained herein is, or shall be relied upon as a promise or representation regarding the historic or current position.

- This Report has not been approved and will or may not be reviewed or approved by any statutory or regulatory authority in India or by any Stock Exchange in India. While due care and prudence has been exercised to incorporate all the necessary and material important information required to carry out the present engagement, we wish to state that this Report may not be all inclusive and may not contain all the information that the recipient may consider material.

- The distribution / taking / sending / dispatch / transmission of this document in certain foreign jurisdictions may be restricted by law, and persons into whose possession this document comes should inform themselves about, and observe, any such restrictions.
- This Report is divided into sections & sub-sections only for the purpose of reading convenience. Any partial reading of this Report may lead to inferences, which may be at divergence with the conclusions and opinions based on the entirety of this Report. Neither this Report, nor the information contained herein, may be reproduced or passed-on to any person or used for any purpose other than stated above.
  We are not responsible for authentication of the Ownership of the properties valued by us.
- Public information estimates and industry and statistical information contained in this report have been obtained from sources considered to be reliable. However, we independently did not verify such information and make no representation as to the accuracy or completeness of such information obtained from or provided by such sources.
- Possession of this report, or a copy thereof, does not carry with it the right of publication of all or part of it nor may it be used for any purpose by anyone other than those enumerated in this report without the written consent of us. This report and the conclusion of value arrived at herein are for the exclusive use of our client for the sole and specific purposes as noted herein.
- Our valuation report is confidential to the addressees and should be used only for the purpose as required by the relevant regulations. It should not be quoted from or used by any other party without our prior written consent. No other party is entitled to rely on our report for any purpose whatsoever.
- Valuation is an economic concept and various valuation approaches provide only an estimate of value based on the assumptions involved. It is pertinent to note that valuation, being a highly subjective exercise dependent on assumptions, is a matter of individual perception, and hence may vary from valuer to valuer.
- Financial information of the subject company is included solely to assist in the development of a value conclusion presented in this report and should not be used to obtain credit or for other purpose. Because of the limited purpose of the information presented, it may be incomplete and contain departures from generally accepted accounting principles. We have not audited, reviewed or compiled this information and express no assurance on it.
- We have not carried out any verification and certification and attestation of the financial information provided to us and we assume no responsibility for their accuracy, though we have reviewed the basis of preparation of the same and cross checked with the various statutory records in a broad manner.
- The conclusion of value arrived at herein is valid only for the stated purpose as of the date of the valuation and may not be used out of the context presented herein.
- The valuation contemplates facts and conditions existing as of the valuation date. Events and conditions occurring after that date have not been considered, and we have no obligation to update our report for such events and conditions. We have not any present or contemplated

future interest in Corporate Debtor, any personal interest with respect to the parties involved, or any other interest that might prevent us from performing an unbiased valuation. Our compensation is not contingent on any action or event resulting from the analyses, opinions, or conclusions in, or the use of, this report.

SANJAI KUMAR GUPTA
IBBI/RV/06/2019/11476
Registered Valuer SFA